

Council

FINANCIAL STATEMENTS – OCTOBER 2016

Financial Statements

Meeting Date: 8 November 2016

Number of Pages: Separate Attachment

FINANCIAL STATEMENTS



FOR THE PERIOD ENDING

31 October 2016

Shire of Plantagenet
Financial Statements

CONTENTS

	Page
Description of Programs	1
Report by the Chief Executive Officer	2-4
Statement of Financial Activity	5
Statement of Net Current Assets	6
Summary of Reserve Transactions	7
Investments	8
Material Variance Explanation	9
Income & Expenditure	10

DESCRIPTION OF ACTIVITIES WITHIN PROGRAMS

			Page
PROGRAM 3	General Purpose Funding	Rates	10
		General Purpose Grants	11
		Interest on Investments	11
PROGRAM 4	Governance	Members of Council	12
		Other Governance	13
		Administration Allocated	15
PROGRAM 5	Law, Order & Public Safety	Fire Prevention	17
		Emergency Services Levy	19
		Animal Control	19
		Other Law, Order & Public Safety	21
PROGRAM 7	Health	Health Administration & Inspection	22
		Preventive Services Other	23
PROGRAM 8	Education & Welfare	Old Pre-School	25
		Other Education	25
		Child Care Centre	26
		Other Welfare	26
		Aged and Disabled	27
PROGRAM 10	Community Amenities	Domestic Refuse Collection	28
		Waste Disposal Sites	29
		Sanitation Other	30
		Protection of the Environment	30
		Town Planning	30
		Cemeteries	32
		Other Community Amenities	32
PROGRAM 11	Recreation and Culture	Public Halls and Civic Centres	34
		Mount Barker Public Swimming Pool	35
		Mount Barker Recreation Centre	37
		Parks and Recreation Grounds	38
		Library Services	40
		Other Recreation and Culture	41
PROGRAM 12	Transport	Road Construction	43
		Road Maintenance	45
PROGRAM 13	Economic Services	Rural Services	47
		Feral Pig Eradication	47
		Tourism & Area Promotion	48
		Building Control	49
		Cattle Saleyards	51
		Other Economic Services	54
PROGRAM 14	Other Property Services	Vehicle Licencing	54
		Private Works	56
		Public Works Overhead Allocations	56
		Plant Operating Costs	58
		Unclassified	60

REPORT BY THE CHIEF EXECUTIVE OFFICER

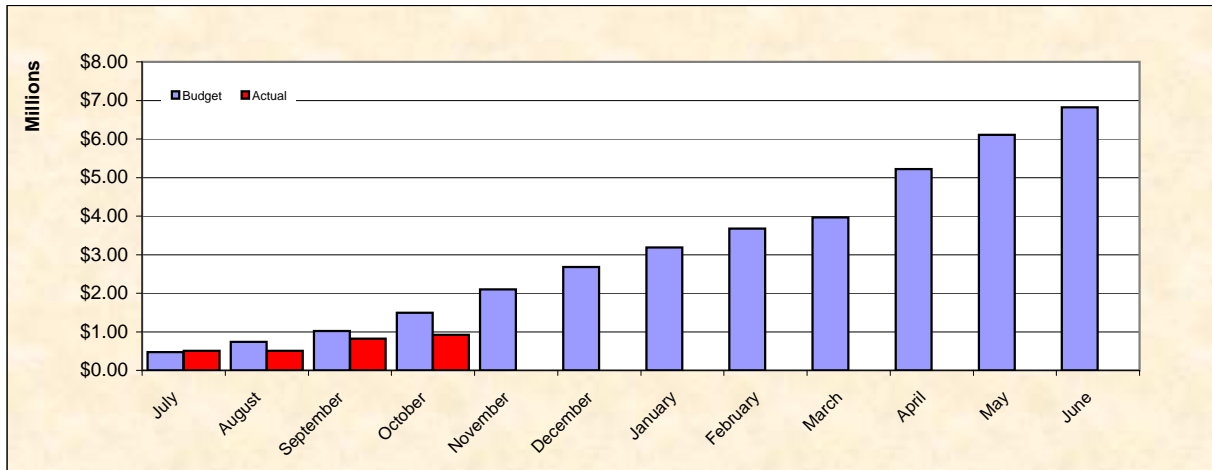
Basis of the Report

This report is prepared to meet the compliance requirements of the Local Government (Financial Management) Regulations for monthly reports and applicable Accounting Standards. The report has been prepared on an accrual basis under the convention of historical cost accounting.

The financial information in this report has been compiled to show the annual budget (original and adjusted), year to date budget and the income and expenditure for the period ended 31 October 2016. This provides a comparison of the financial performance against the forecasts for the same period. Accounts with a budget variance as specified by the Council have been identified and details are included in Note 4.

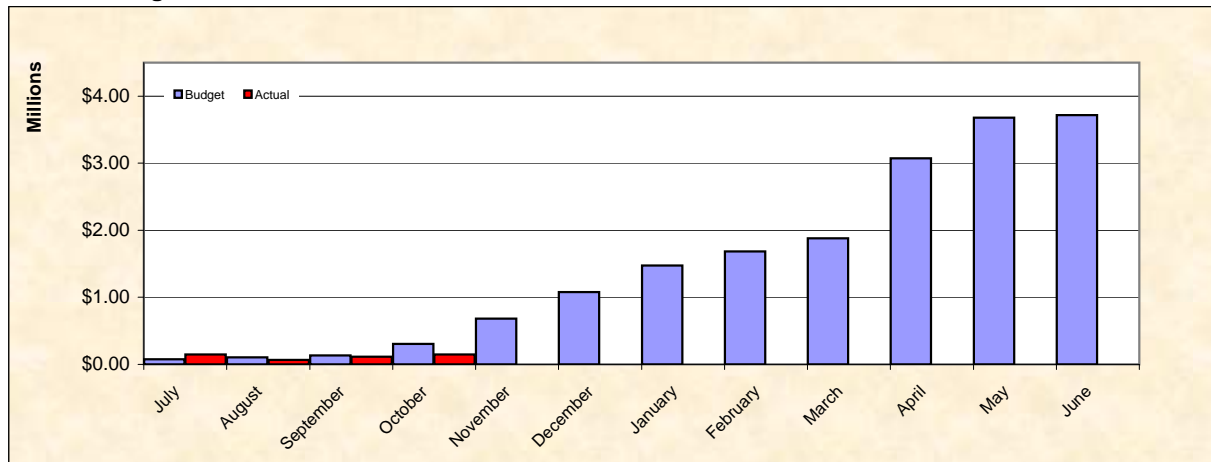
All bank account reconciliations are complete and up to date.

All Capital Projects



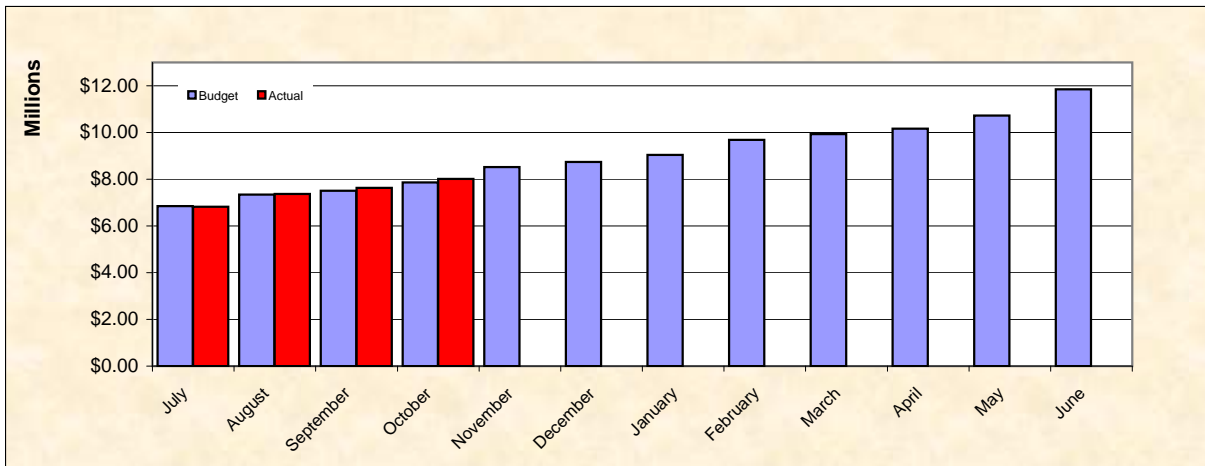
Capital outlays are currently running 38% under budget.

Roadworks Program



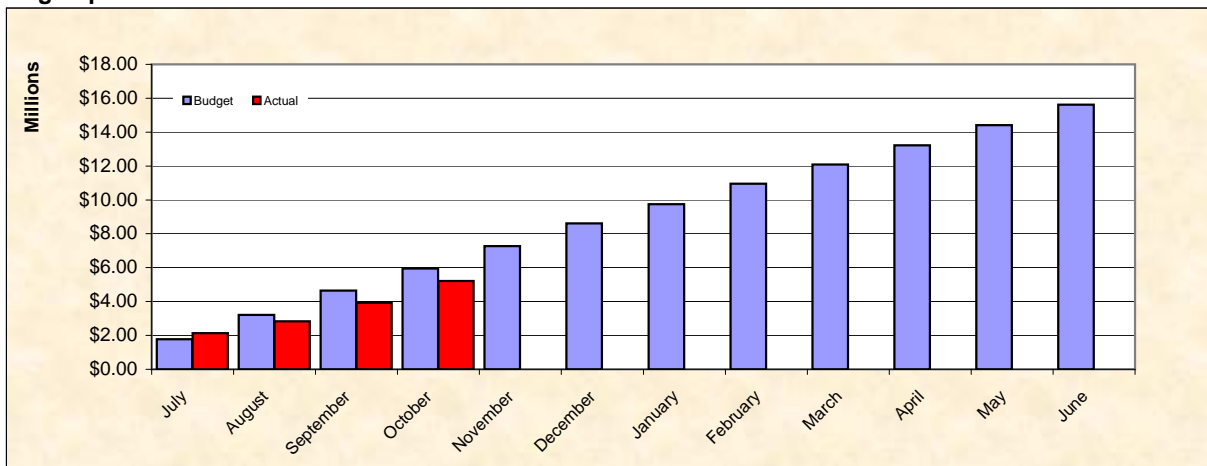
The roadworks program is currently running 50.4% under budget.

Operating Income



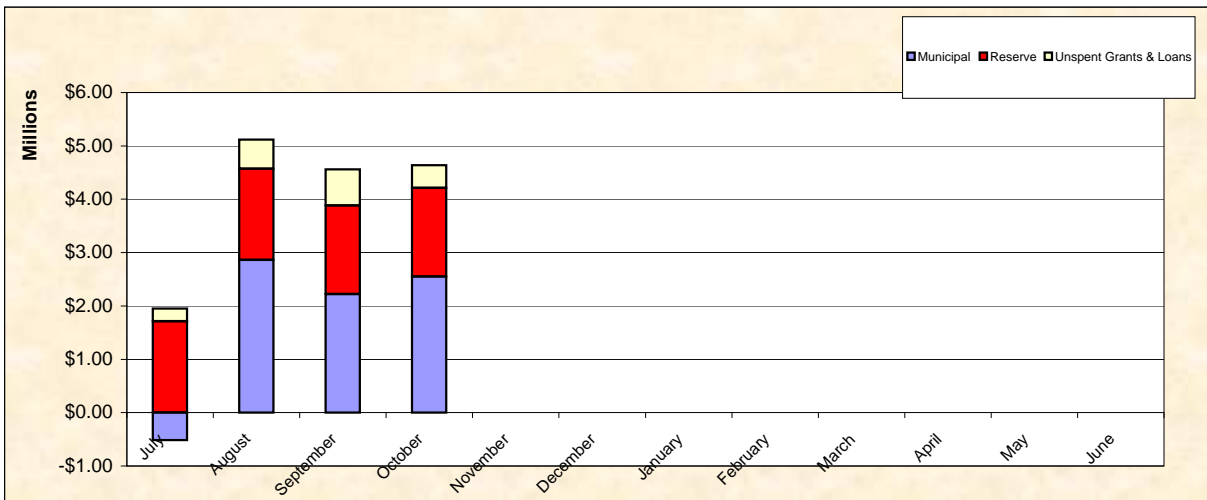
Operating income is currently running 1.9% over budget.

Operating Expenditure

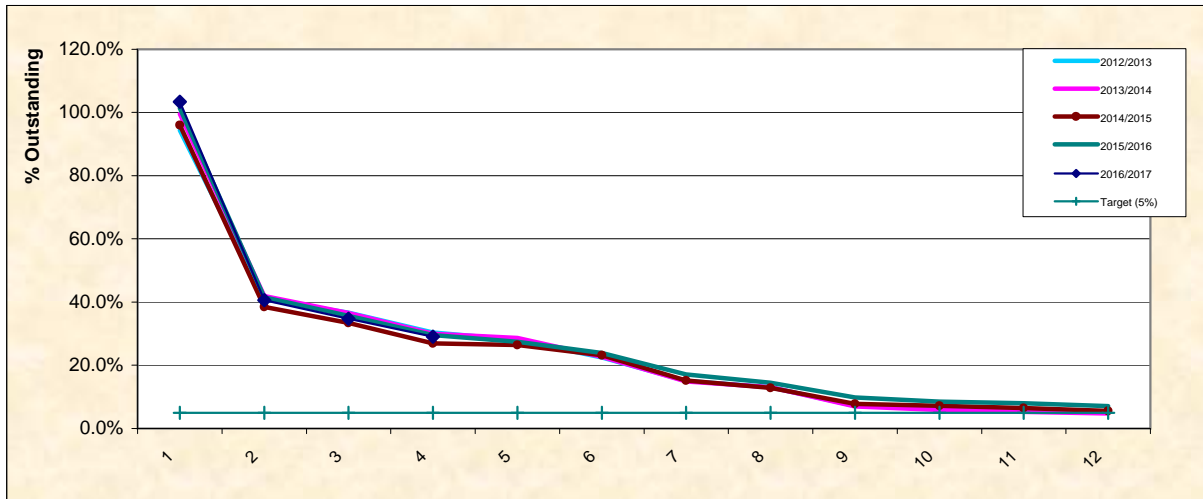


Operating Expenditure is currently running 12.27% under budget.

Cash Position



Rates Outstanding (Percent of Rates Raised)



Outstanding Rates are currently at 29%

Rob Stewart
Chief Executive Officer

	Original Budget 30-Jun-17	Amended Budget 30-Jun-17	Budget YTD 31-Oct-16	Actual YTD 31-Oct-16	Variance Actual to Budget YTD %
Surplus/Deficit at Start of Financial Year	\$ 1,034,960	\$ 1,034,960		\$ 1,342,377	
Revenues					
(Excluding Rates and Non-Operating Grants					
Subsidies and Contributions)					
General Purpose Funding	\$ 2,021,371	\$ 2,021,371	\$ 651,668	\$ 677,366	104%
Governance	\$ 93,897	\$ 93,897	\$ 20,473	\$ 29,618	145%
Law, Order & Public Safety	\$ 192,145	\$ 201,016	\$ 51,999	\$ 86,788	167%
Health	\$ 139,375	\$ 139,375	\$ 27,983	\$ 44,885	160%
Education & Welfare	\$ 59,510	\$ 59,510	\$ 8,011	\$ 2,604	100%
Community Amenities	\$ 468,673	\$ 488,673	\$ 365,821	\$ 391,785	107%
Recreation & Culture	\$ 347,743	\$ 349,043	\$ 83,411	\$ 81,869	98%
Transport	\$ 1,463,276	\$ 868,898	\$ 333	\$ 764	229%
Economic Services	\$ 978,650	\$ 978,650	\$ 189,614	\$ 188,819	100%
Other Property & Services	\$ 172,949	\$ 175,449	\$ 28,920	\$ 31,989	111%
	\$ 5,937,589	\$ 5,375,882	\$ 1,428,234	\$ 1,536,487	108%
Expenditure					
General Purpose Funding	\$ (378,169)	\$ (378,169)	\$ (121,522)	\$ (104,763)	86%
Governance	\$ (910,370)	\$ (910,370)	\$ (305,861)	\$ (280,332)	92%
Law, Order & Public Safety	\$ (1,079,067)	\$ (1,087,937)	\$ (415,646)	\$ (337,643)	81%
Health	\$ (363,991)	\$ (344,904)	\$ (122,253)	\$ (117,534)	96%
Education & Welfare	\$ (157,935)	\$ (157,934)	\$ (63,888)	\$ (36,110)	57%
Community Amenities	\$ (1,461,494)	\$ (1,461,495)	\$ (506,507)	\$ (457,930)	90%
Recreation & Culture	\$ (3,076,847)	\$ (3,105,410)	\$ (1,142,089)	\$ (991,227)	87%
Transport	\$ (6,270,786)	\$ (6,074,792)	\$ (2,490,957)	\$ (2,336,378)	94%
Economic Services	\$ (1,972,366)	\$ (1,972,366)	\$ (714,515)	\$ (562,702)	79%
Other Property & Services	\$ (115,176)	\$ (125,176)	\$ (59,059)	\$ 11,325	-19%
	\$ (15,786,201)	\$ (15,618,553)	\$ (5,942,297)	\$ (5,213,295)	88%
Adjustments for Non Cash Items:					
(Profit)/Loss on Asset Disposals	\$ (52,844)	\$ (52,844)	\$ 16,183	\$ -	0%
Annual Leave Accrual	\$ 55,258	\$ 55,259	\$ 18,420	\$ -	0%
Long Service Leave Accrual	\$ 44,133	\$ 44,135	\$ 14,712	\$ -	0%
Depreciation on Assets	\$ 6,540,200	\$ 6,540,200	\$ 2,185,067	\$ 2,038,906	93%
Amount Attributable to Operating Activities	\$ (2,226,905)	\$ (2,620,961)	\$ (2,279,683)	\$ (295,525)	
Investing Activities					
Non-operating Grants, Subsidies and Contributio	\$ 2,444,897	\$ 2,756,484	\$ 245,358	\$ 245,358	100%
- Land & Buildings	\$ (1,073,825)	\$ (1,270,332)	\$ (577,549)	\$ (477,637)	83%
- Plant & Machinery	\$ (1,356,375)	\$ (1,337,580)	\$ (440,619)	\$ (188,557)	43%
- Furniture & Equipment	\$ (78,543)	\$ (114,843)	\$ (38,593)	\$ -	0%
- Infrastructure	\$ (4,094,267)	\$ (4,092,322)	\$ (439,531)	\$ (259,056)	59%
Proceeds from Disposal of Assets	\$ 274,270	\$ 275,097	\$ 125,110	\$ 57,236	46%
Amount Attributable to Investing Activities	\$ (3,883,844)	\$ (3,783,496)	\$ (1,125,824)	\$ (622,656)	
Financing Activities					
Proceeds from New Debentures	\$ -	\$ -	\$ -	\$ -	0%
Repayment of Debentures	\$ (334,653)	\$ (334,653)	\$ (57,536)	\$ -	0%
Self Supporting Loan Principal Revenue	\$ 138,441	\$ 138,441	\$ -	\$ -	0%
Transfers to Reserves (incl interest)	\$ (1,100,642)	\$ (1,039,710)	\$ (21,667)	\$ -	0%
Transfers from Reserves	\$ 937,600	\$ 897,600	\$ -	\$ -	0%
Transfers from Trust Funds	\$ 58,383	\$ 58,383	\$ -	\$ -	0%
Suspense Items and Other Adjustments	\$ -	\$ -	\$ -	\$ (1,485)	
Amount Attributable to Financing Activities	\$ (300,872)	\$ (279,939)	\$ (79,202)	\$ (1,485)	
LESS Net Current Assets Year to Date	\$ -	\$ -	\$ 5,553,135	\$ 5,553,135	

Note 1 - NET CURRENT ASSETS

For the Period Ended 31 October 2016

	Budget B/Fwd 01-Jul-16	Est Actual B/Fwd 01-Jul-16	Actual 31-Oct-16
CURRENT ASSETS			
Cash and Cash Equivalents			
Unrestricted Municipal - Cash on Hand	\$ 3,500	\$ 3,500	\$ 3,700
Unrestricted Municipal - Cash at Bank	\$ 367,572	\$ 367,572	\$ 2,545,618
Reserve Funds	\$ 1,706,448	\$ 1,706,448	\$ 1,662,354
Restricted Funds (Unspent Grants)	\$ 238,036	\$ 238,036	\$ 429,172
Restricted Funds (Unspent Loan Funds)	\$ -	\$ -	\$ -
	\$ 2,315,556	\$ 2,315,556	\$ 4,640,843
Trade and Other Receivables			
Rates and Rates Rebates	\$ 377,902	\$ 377,902	\$ 1,863,767
ESL Receivable	\$ (36,064)	\$ (36,064)	\$ 21,117
Sundry Debtors	\$ 291,611	\$ 291,611	\$ 874,376
Other Receivables	\$ 140,032	\$ 140,032	\$ 145,761
GST Receivable	\$ -	\$ -	\$ -
Inventories	\$ 87,667	\$ 87,667	\$ 59,495
Provision for Doubtful Debts	\$ -	\$ -	\$ -
	\$ 861,149	\$ 861,149	\$ 2,964,516
TOTAL CURRENT ASSETS	\$ 3,176,705	\$ 3,176,705	\$ 7,605,359
LESS CURRENT LIABILITIES			
Trade and Other Payables			
ESL Liability	\$ 3,817	\$ 3,817	\$ (172,836)
Sundry Creditors	\$ (413,617)	\$ (413,617)	\$ (138,753)
Other Creditors	\$ (4,097)	\$ (4,097)	\$ (80,749)
GST Liability	\$ (11,400)	\$ (11,400)	\$ 7,281
Accrued Interest on Debentures	\$ (10,000)	\$ (10,000)	\$ (4,814)
Accrued Salaries and Wages	\$ -	\$ -	\$ -
	\$ (435,297)	\$ (435,297)	\$ (389,870)
Less: Cash - Reserves & Restricted	\$ (1,706,448)	\$ (1,706,448)	\$ (1,662,354)
NET CURRENT ASSET POSITION	\$ 1,034,960	\$ 1,034,960	\$ 5,553,135

Reserve Description	Opening Balance (Est.) 1-Jul-16	Interest Earned	Transfer to Muni	Transfer to Reserve	Closing Balance 31-Oct-16
Employee Reserve	\$ 71,690	\$ -	\$ -	\$ -	\$ 71,690
Plant Replacement Reserve	\$ 645,679	\$ -	\$ -	\$ -	\$ 645,679
Drainage and Water Management Reserve	\$ 78,274	\$ -	\$ -	\$ -	\$ 78,274
Hockey Ground Carpet Replacement	\$ -	\$ -	\$ -	\$ -	\$ -
Mount Barker Swimming Pool Revitalisation Reserve	\$ 32,000	\$ -	\$ -	\$ -	\$ 32,000
Waste Management Reserve	\$ 144,228	\$ -	\$ -	\$ -	\$ 144,228
Computer Software/Hardware Upgrade Reserve	\$ 50,887	\$ -	\$ -	\$ -	\$ 50,887
Mount Barker Regional Saleyards Capital Improvements Reserve	\$ 138,473	\$ -	\$ -	\$ -	\$ 138,473
Mount Barker Regional Saleyards Operating Loss Reserve	\$ 113,190	\$ -	\$ -	\$ -	\$ 113,190
Building Renewal Reserve	\$ 176,112	\$ -	\$ -	\$ -	\$ 176,112
Outstanding Land Resumptions Reserve	\$ 35,047	\$ -	\$ -	\$ -	\$ 35,047
Natural Disaster Reserve	\$ 212	\$ -	\$ -	\$ -	\$ 212
Plantagenet Medical Centre Reserve	\$ 125,441	\$ -	\$ -	\$ -	\$ 125,441
Spring Road Roadworks Reserve	\$ 51,121	\$ -	\$ -	\$ -	\$ 51,121
Community Resource Centre Building Reserve	\$ -	\$ -	\$ -	\$ -	\$ -
Museum Complex Shingle Roof Reserve	\$ -	\$ -	\$ -	\$ -	\$ -
Standpipe Reserve	\$ -	\$ -	\$ -	\$ -	\$ -
Totals	\$ 1,662,354	\$ -	\$ -	\$ -	\$ 1,662,354

Notes:

The above reserve accounts are supported by cash held in banking institutions. All moneys set aside in a reserve account are restricted to the purpose the account was originally intended, and cannot be used for the day-to-day running of the Shire of Plantagenet. The purpose of these accounts can only be changed under specific conditions (Absolute majority of Council, Public Notice etc.)

PURPOSE OF RESERVE ACCOUNTS

Employee Entitlements Reserve

To fund sick, annual and long service leave entitlements for former staff and unplanned payments of annual leave and long service leave

Plant Replacement Reserve

To fund the purchase of works vehicles, plant and machinery

Drainage and Water Management Reserve

To fund the planning and construction of drainage and water management projects

Land Rehabilitation Reserve

For the rehabilitation of the old saleyards site on Woogenellup Road

Mount Barker Swimming Pool Revitalisation Reserve

For capital works associated with the revitalisation of the Mount Barker Memorial Swimming Pool

Waste Management Reserve

For the funding of waste management infrastructure and major items of associated plant and equipment

Computer Software/Hardware Upgrade Reserve

For the upgrade of business system software and hardware with latest versions and additional functionality

Mount Barker Regional Saleyards Capital Improvements Reserve

To fund capital works at the Mount Barker Regional Saleyards

Mount Barker Regional Saleyards Operating Loss Reserve

To require the Saleyards to operate in a self sufficient manner by retaining a proportion of operating surpluses to fund operating deficits

Building Renewal Reserve

To fund major planned building renewal projects

Outstanding Land Resumptions Reserve

For old / outstanding obligations for land resumptions associated with road realignments and the like

Natural Disaster Reserve

For the Council's proportion of natural disaster events in the Shire of Plantagenet

Plantagenet Medical Centre Reserve

For the renewal, refurbishments and improvements to the Plantagenet Medical Centre

Spring Road Roadworks Reserve

For the construction of roadworks in Spring Road, Porongurup as required by the relevant subdivision condition

Community Resource Centre Building Reserve

To contribute to the maintenance, renewal, refurbishment and improvements to the Mount Barker Community Resource Centre

Museum Complex Shingle Roof Reserve

To fund the renewal of shingle roofs on buildings at the Mount Barker Historical Museum complex

Standpipe Reserve

To fund the repair, renewal and upgrade of water standpipes

Note 3 - INVESTMENT DETAILS

For the Period Ended 31 October 2016

Investment Date	Identification	Form	Investment Amount	Interest Rate	Maturity Date	Status	Interest Earnings
10-May-2016	Bendigo	TD	\$ 376,539	2.50%	10-Jul-2016	Matured	\$ 1,475
11-May-2016	Bendigo 1932031	TD	\$ 500,000	2.10%	11-Jul-2016	Matured	\$ 1,922
10-May-2016	Bendigo 1930130	TD	\$ 300,000	2.65%	11-Jul-2016	Matured	\$ 1,172
10-Jul-2016	Bendigo 150294262	TD	\$ 378,014	2.50%	10-Sep-2016	Matured	\$ 1,473
11-Jul-2016	Bendigo 1989126	TD	\$ 500,000	2.10%	11-Aug-2016	Matured	\$ 828
11-Aug-2016	Bendigo 2017670	TD	\$ 500,000	2.45%	11-Nov-2016		
25-Aug-2016	Bendigo 2029098	TD	\$ 500,000	2.40%	25-Nov-2016		
25-Aug-2016	Bendigo 2028983	TD	\$ 500,000	2.40%	25-Nov-2016		
25-Aug-2016	Bendigo 2029099	TD	\$ 500,000	2.10%	25-Oct-2016	Matured	\$ 1,755
25-Aug-2016	CBA 36577207/1	TD	\$ 500,000	2.50%	24-Nov-2016		
25-Aug-2016	CBA 36577207/2	TD	\$ 500,000	2.50%	24-Nov-2016		
25-Aug-2016	CBA 36577207/3	TD	\$ 500,000	2.50%	24-Nov-2016		
10-Sep-2016	Bendigo 150294262	TD	\$ 379,487	2.30%	10-Dec-2016		
Total Interest Earned YTD							\$ 4,569
Total Budget YTD							\$ 16,445
Total Budget							\$ 95,000

In accordance with Regulation 34 of the Local Government (Financial Management) Regulations, the Council must adopt a percentage over (or under) which a budget variance would be considered material when it reviews the monthly financial statements and accept the annual budget review.

The Council has resolved that the following be adopted for reporting material variances in assessing statements of financial activity for the 2016/2017 financial year:

1. Expenditure in excess of 10% of (monthly) budget, to a minimum of \$5,000.00.
2. Income less than 90% of (monthly) budget, to a minimum of \$5,000.00.

The following are the explanations of material variance between Budget YTD and Actual YTD figures for the current month.

	Budget Variance \$	Budget Variance %	Primary Reason
OPERATING EXPENDITURE			
Members of Council			
20026.0029 Other Operating Expenses - Conferences & Training	\$ 9,279	186%	SEGRA conference attendance and expenses.
Overheads Administration			
20276.0265 Financial Expenses - Fringe Benefits Tax	\$ 36,125	321%	Fringe Benefit Instalment amount.
Health Admin. & Inspection			
20111.0130 Employee Costs - Salaries	\$ 6,885	13%	Regional EHO now Shire of Plantagenet EHO. Entitlement payments to outgoing EHO.
Road Maintenance			
20225.0126 Road Maintenance - General	\$ 148,343	26%	Extensive road work required due to unusual rain and weather events. Possible recovery of some additional storm damage costs.
Other Economic Services			
21328.0319 Water Supply (Standpipes)	\$ 7,954	53%	Water Accounts Marmion and Mount Barker Standpipes.
Public Works Overheads			
20262.0085 Other Expenses - Minor Equipment	\$ 12,484	214%	Chainsaws, Blowers and Mobile Oil transfer kits
Unclassified			
20273.0165 Other Expenses - Stocktake Adjustments	\$ 21,800	6540%	Reallocation of Stocktake adjustments to be done.
OPERATING INCOME			
Cattle Saleyards			
11316.0217 Other Income - Saleyard Weigh & Pen Fees	\$ 10,405	-11%	Lower than predicted number of cattle through the saleyards to date. Annual Variance not expected.
CAPITAL EXPENDITURE			
Road Construction - Own Source			
51276.0250 Roadworks - Minor Renewal	\$ 27,090	33%	See comments regarding road maintenance above.



DETAILED OPERATING AND CAPITAL PROGRAMS

For the Period Ended 31 October 2016

	Responsible Officer	Account Number	Original Budget 30-Jun-2017	Amended Budget 30-Jun-2017	Budget YTD 31-Oct-2016	Actual YTD 31-Oct-2016	Variance Budget to Act YTD
PROGRAM 3 - GENERAL PURPOSE FUNDING							
RATES							
Operating Expenditure							
Employee Costs - Salaries	DCEO	20000.0130	\$ (61,932)	\$ (61,932)	\$ (21,438)	\$ (18,627)	
Employee Costs - Superannuation	DCEO	20000.0141	\$ (5,762)	\$ (5,762)	\$ (1,995)	\$ (1,766)	
Employee Costs - Uniforms, Clothing & Accessories	DCEO	20000.0266	\$ (400)	\$ (400)	\$ (133)	\$ -	
Employee Costs - Workers Compensation Insurance	DCEO	20000.0043	\$ (1,997)	\$ (1,997)	\$ (1,997)	\$ (898)	
Office Expenses - Printing & Stationery	DCEO	20005.0103	\$ (5,000)	\$ (5,000)	\$ (1,667)	\$ -	
Other Expenses - Bank Fees & Charges	DCEO	20009.0007	\$ (8,000)	\$ (8,000)	\$ (2,667)	\$ (3,782)	
Other Expenses - Donations	DCEO	20009.0255	\$ (900)	\$ (900)	\$ (900)	\$ (887)	
Other Expenses - FESA Levy	DCEO	20009.0256	\$ (4,000)	\$ (4,000)	\$ (4,000)	\$ -	
Other Expenses - Rate Recovery / Legal Costs	DCEO	20009.0071	\$ (70,000)	\$ (70,000)	\$ (23,333)	\$ (14,833)	
Other Expenses - Other Operating Costs	DCEO	20009.0312	\$ (1,000)	\$ (1,000)	\$ (333)	\$ -	
Other Expenses - Title Searches	DCEO	20009.0148	\$ (500)	\$ (500)	\$ (167)	\$ -	
Other Expenses - Valuation Expenses	DCEO	20009.0156	\$ (30,000)	\$ (30,000)	\$ -	\$ (1,626)	
Other Expenses - Refund of Overpayment	DCEO	20009.0378	\$ (1,000)	\$ (1,000)	\$ (333)	\$ -	
Admin Services Allocation	ACCOUNTANT	20017.0308	\$ (135,983)	\$ (135,983)	\$ (45,328)	\$ (45,396)	
<i>Sub-total - Cash</i>			\$ (326,474)	\$ (326,474)	\$ (104,291)	\$ (87,816)	
Non Cash Expenses - Annual Leave Accrual	ACCOUNTANT	20020.0309	\$ (185)	\$ (185)	\$ (62)	\$ -	
Non Cash Expenses - Long Service Leave Accrual	ACCOUNTANT	20020.0310	\$ (245)	\$ (245)	\$ (82)	\$ -	
<i>Sub-total - Non Cash</i>			\$ (430)	\$ (430)	\$ (143)	\$ -	
Total Operating Expenditure			\$ (326,904)	\$ (326,904)	\$ (104,434)	\$ (87,816)	
Operating Income							
General Rate GRV - Rates	DCEO	10000.0414	\$ 2,030,576	\$ 2,030,576	\$ 2,030,576	\$ 2,030,576	
General Rate GRV - Prepaid Rates - Rates Paid In Advance	DCEO	10000.0415	\$ -	\$ -	\$ -	\$ -	
General Rate GRV - Interim Rates and Adjustments	DCEO	10000.0490	\$ -	\$ 40,517	\$ 13,506	\$ 40,114	
General Rate GRV - Write Offs	DCEO	10000.0102	\$ -	\$ -	\$ -	\$ -	
General Rate UV - Rates	DCEO	10001.0414	\$ 4,381,044	\$ 4,381,044	\$ 4,381,044	\$ 4,381,042	
General Rate UV - Prepaid Rates - Rates Paid In Advance	DCEO	10001.0415	\$ -	\$ -	\$ -	\$ -	
General Rate UV - Interim Rates and Adjustments	DCEO	10001.0490	\$ -	\$ 20,312	\$ 6,771	\$ 19,598	
General Rate UV - Write Offs	DCEO	10001.0102	\$ -	\$ -	\$ -	\$ (4)	
Other Revenue - FESA Administrative Fee	DCEO	10006.0222	\$ 4,100	\$ 4,100	\$ 4,100	\$ 4,000	
Other Revenue - Reprint Rates Notice	DCEO	10006.0017	\$ -	\$ -	\$ -	\$ 5	
Other Revenue - Supply RSA Number	DCEO	10006.0023	\$ 200	\$ 200	\$ 67	\$ -	
Other Revenue - Rate Search	DCEO	10006.0111	\$ 20,000	\$ 20,000	\$ 6,667	\$ 4,583	
Rates Penalties & Fees - Instalment Admin Fee	DCEO	10004.0062	\$ 15,000	\$ 15,000	\$ 5,000	\$ 15,548	
Rates Penalties & Fees - Instalment Interest	DCEO	10004.0063	\$ 20,000	\$ 20,000	\$ 6,667	\$ 19,374	
Rates Penalties & Fees - Legal Costs Reimbursed	DCEO	10004.0069	\$ 65,000	\$ 65,000	\$ 21,667	\$ 18,767	
Rates Penalties & Fees - Legal Costs Adjustments	DCEO	10004.0070	\$ -	\$ -	\$ -	\$ -	



DETAILED OPERATING AND CAPITAL PROGRAMS

For the Period Ended 31 October 2016

	Responsible Officer	Account Number	Original Budget 30-Jun-2017	Amended Budget 30-Jun-2017	Budget YTD 31-Oct-2016	Actual YTD 31-Oct-2016	Variance Budget to Act YTD
Rates Penalties & Fees - Penalty Interest	DCEO	10004.0095	\$ 45,000	\$ 45,000	\$ 15,000	\$ 13,833	
Rates Penalties & Fees - Penalty Interest Adjustments	DCEO	10004.0096	\$ -	\$ -	\$ -	\$ -	
Deferred Rates - Pensioner Deferred Rates Interest	DCEO	10005.0098	\$ 1,300	\$ 1,300	\$ 433	\$ (1,529)	
Deferred ESL - Pensioner Deferred ESL Interest	ACCOUNTANT	10012.0097	\$ 70	\$ 70	\$ 23	\$ (73)	
Total Operating Income			\$ 6,582,290	\$ 6,643,119	\$ 6,491,520	\$ 6,545,833	
OTHER GENERAL PURPOSE FUNDING							
Transfers to Reserve Funds							
Transfers to Reserve Funds	DCEO	50301.0398	\$ (1,035,642)	\$ (974,710)	\$ -	\$ -	
Transfer Interest to Reserve Funds	DCEO	50301.0399	\$ (65,000)	\$ (65,000)	\$ (21,667)	\$ -	
Total Transfers to Reserve Funds			\$ (1,100,642)	\$ (1,039,710)	\$ (21,667)	\$ -	
Operating Expenditure							
Other Expenses - Grants Submission Fees	DCEO	20022.0257	\$ -	\$ -	\$ -	\$ -	
Interest Paid on Trust Funds	DCEO	20022.0243	\$ (500)	\$ (500)	\$ (167)	\$ -	
Admin Services Allocation	DCEO	20278.0308	\$ (50,765)	\$ (50,765)	\$ (16,922)	\$ (16,947)	
Total Operating Expenditure			\$ (51,265)	\$ (51,265)	\$ (17,088)	\$ (16,947)	
Operating Income							
Grants Commission Grant - Equalisation - Untied	DCEO	10007.0212	\$ 727,819	\$ 727,819	\$ 181,955	\$ 181,562	
Local Road Grant - Main Roads Tied Grant	DCEO	10008.0212	\$ 182,100	\$ 182,100	\$ 182,100	\$ 198,951	
Grants Commission Grant - Road Maintenance - Untied	DCEO	10008.0211	\$ 844,582	\$ 844,582	\$ 211,146	\$ 210,750	
Interest on Municipal Investments	DCEO	10009.0067	\$ 30,000	\$ 30,000	\$ 6,845	\$ 6,042	
Interest on Reserve Funds	DCEO	10009.0066	\$ 65,000	\$ 65,000	\$ 9,600	\$ 5,557	
Share Dividends	DCEO	10009.0221	\$ 1,200	\$ 1,200	\$ 400	\$ -	
Total Operating Income			\$ 1,850,701	\$ 1,850,701	\$ 592,045	\$ 602,862	
TOTAL GENERAL PURPOSE FUNDING CAPITAL EXPENSES			\$ -	\$ -	\$ -	\$ -	
TOTAL GENERAL PURPOSE FUNDING CAPITAL INCOME			\$ -	\$ -	\$ -	\$ -	
TOTAL GENERAL PURPOSE FUNDING OPERATING EXPENSES			\$ (378,169)	\$ (378,169)	\$ (121,522)	\$ (104,763)	
TOTAL GENERAL PURPOSE FUNDING OPERATING INCOME			\$ 8,432,991	\$ 8,493,820	\$ 7,083,564	\$ 7,148,695	



DETAILED OPERATING AND CAPITAL PROGRAMS

For the Period Ended 31 October 2016

	Responsible Officer	Account Number	Original Budget 30-Jun-2017	Amended Budget 30-Jun-2017	Budget YTD 31-Oct-2016	Actual YTD 31-Oct-2016	Variance Budget to Act YTD
PROGRAM 4 - GOVERNANCE							
MEMBERS OF COUNCIL							
Capital Expenditure							
Purchase Vehicle - Governance	MGR WORKS	50401.0006	\$ -	\$ -	\$ -	\$ -	
Total Capital Expenditure			\$ -	\$ -	\$ -	\$ -	
Capital Income							
Trade In Vehicle - Governance	MGR WORKS	40401.0105	\$ -	\$ -	\$ -	\$ -	
Total Capital Income			\$ -	\$ -	\$ -	\$ -	
Operating Expenditure							
Other Operating Expenses - Advertising	EXEC SEC	20026.0003	\$ (2,000)	\$ (2,000)	\$ (667)	\$ -	
Other Operating Expenses - Citizenship Ceremonies	EXEC SEC	20026.0352	\$ (1,000)	\$ (1,000)	\$ (333)	\$ (532)	
Other Operating Expenses - Conferences & Training	DCEO	20026.0029	\$ (15,000)	\$ (15,000)	\$ (5,000)	\$ (14,279)	▲ \$ 9,279 186%
Other Operating Expenses - Councillors Incidental Expenses	DCEO	20026.0031	\$ (20,000)	\$ (20,000)	\$ (6,667)	\$ (6,593)	
Other Operating Expenses - Local Government Convention	DCEO	20026.0032	\$ (10,000)	\$ (10,000)	\$ (10,000)	\$ (4,023)	
Other Operating Expenses - Deputy President's Allowance	DCEO	20026.0037	\$ (1,641)	\$ (1,641)	\$ (547)	\$ (547)	
Other Operating Expenses - Elected Members - Sitting Fees	DCEO	20026.0042	\$ (78,790)	\$ (78,790)	\$ (26,263)	\$ (26,263)	
Other Operating Expenses - President's Allowance	DCEO	20026.0081	\$ (6,565)	\$ (6,565)	\$ (2,188)	\$ (2,188)	
Other Operating Expenses - Public Liability Insurance	DCEO	20026.0108	\$ (6,200)	\$ (6,200)	\$ (6,200)	\$ (3,425)	
Other Operating Expenses - Subscriptions	DCEO	20026.0258	\$ (22,000)	\$ (22,000)	\$ (22,000)	\$ (21,264)	
Other Operating Expenses - Travelling Allowance	DCEO	20026.0084	\$ (4,000)	\$ (4,000)	\$ (1,333)	\$ (618)	
Other Operating Expenses - WALGA State Councillor Payments	DCEO	20026.0332	\$ (2,000)	\$ (2,000)	\$ (667)	\$ -	
Vehicle Running Costs - Elected Members	MGR WORKS	20401.0182	\$ (4,000)	\$ (4,000)	\$ (1,333)	\$ (1,628)	
Other Expenses - Elections - Professional Services	DCEO	20025.0030	\$ -	\$ -	\$ -	\$ -	
Admin Services Allocation	ACCOUNTANT	20402.0308	\$ (123,051)	\$ (123,051)	\$ (41,017)	\$ (41,079)	
<i>Sub-total - Cash</i>			<i>\$ (296,247)</i>	<i>\$ (296,247)</i>	<i>\$ (124,216)</i>	<i>\$ (122,440)</i>	
Non Cash Expenses - Depreciation - Furniture & Fittings	ACCOUNTANT	20284.0034	\$ (100)	\$ (100)	\$ (33)	\$ -	
Non Cash Expenses - Depreciation - Plant & Equipment	ACCOUNTANT	20284.0036	\$ (4,200)	\$ (4,200)	\$ (1,400)	\$ (2,257)	
Non Cash Expenses - Loss on Sale of Assets	ACCOUNTANT	20284.0078	\$ -	\$ -	\$ -	\$ -	
<i>Sub-total - Non Cash</i>			<i>\$ (4,300)</i>	<i>\$ (4,300)</i>	<i>\$ (1,433)</i>	<i>\$ (2,257)</i>	
Total Operating Expenditure			\$ (300,547)	\$ (300,547)	\$ (125,649)	\$ (124,698)	
Operating Income							
Non Cash Revenue - Profit on Sale of Assets	ACCOUNTANT	10171.0106	\$ -	\$ -	\$ -	\$ -	
Other Revenue - WALGA State Councillor Receipts	DCEO	10173.0407	\$ 2,000	\$ 2,000	\$ 667	\$ 1,986	
Total Operating Income			\$ 2,000	\$ 2,000	\$ 667	\$ 1,986	



DETAILED OPERATING AND CAPITAL PROGRAMS

For the Period Ended 31 October 2016

	Responsible Officer	Account Number	Original Budget 30-Jun-2017	Amended Budget 30-Jun-2017	Budget YTD 31-Oct-2016	Actual YTD 31-Oct-2016	Variance Budget to Act YTD
OTHER GOVERNANCE							
Operating Expenditure							
Employee Costs - VROC Executive Officer Salaries	CEO	20029.0130	\$ (36,254)	\$ (36,254)	\$ (12,549)	\$ (10,846)	
Employee Costs - VROC Executive Officer Superannuation	CEO	20029.0141	\$ (5,120)	\$ (5,120)	\$ (1,772)	\$ -	
Employee Costs - VROC Uniforms, Clothing & Accessories	CEO	20029.0266	\$ -	\$ -	\$ -	\$ -	
Employee Costs - VROC Workers Compensation Insurance	CEO	20029.0043	\$ (1,928)	\$ (1,928)	\$ (1,928)	\$ (867)	
Refreshments & Receptions - Meals and Refreshments	EXEC SEC	20030.0083	\$ (12,000)	\$ (12,000)	\$ (4,000)	\$ (3,601)	
Refreshments & Receptions - Presentations & Receptions	EXEC SEC	20030.0263	\$ (6,000)	\$ (6,000)	\$ (2,000)	\$ (1,009)	
Vehicle Running Costs - Motor Vehicle Allocations	CEO	20031.0182	\$ -	\$ -	\$ -	\$ -	
Office Expenses - Minute Binding	DCEO	20032.0262	\$ (4,000)	\$ (4,000)	\$ (1,333)	\$ -	
Other Expenses - Additional Audit Costs	DCEO	20033.0260	\$ (7,000)	\$ (7,000)	\$ (2,333)	\$ (4,500)	
Other Expenses - Audit Fees	DCEO	20033.0259	\$ (23,000)	\$ (23,000)	\$ -	\$ -	
Other Expenses - CEO Donations	CEO	20033.0255	\$ (3,000)	\$ (3,000)	\$ (1,000)	\$ (100)	
Other Expenses - Community Assistance	DCEO	20033.0365	\$ (1,000)	\$ (1,000)	\$ (333)	\$ -	
Other Expenses - Other Operating Costs	CEO	20033.0312	\$ (7,000)	\$ (7,000)	\$ (2,333)	\$ (3,600)	
Other Expenses - Professional Services	DCEO	20033.0030	\$ -	\$ -	\$ -	\$ -	
Other Expenses - Promotional Material & Public Relations	EXEC SEC	20033.0261	\$ (1,000)	\$ (1,000)	\$ (333)	\$ (1,020)	
Other Expenses - Regional Co-operation Dev. Program	CEO	20033.0367	\$ (20,000)	\$ (20,000)	\$ (6,667)	\$ (1,759)	
Admin Services Allocation	ACCOUNTANT	20034.0308	\$ (378,653)	\$ (378,653)	\$ (137,718)	\$ (128,380)	
<i>Sub-total - Cash</i>			\$ (505,955)	\$ (505,955)	\$ (174,301)	\$ (155,683)	
Non Cash Expenses - Depreciation - Furniture & Fittings	ACCOUNTANT	20035.0034	\$ (400)	\$ (400)	\$ (133)	\$ -	
Non Cash Expenses - Depreciation - Land & Buildings	ACCOUNTANT	20035.0035	\$ -	\$ -	\$ -	\$ -	
Non Cash Expenses - Depreciation - Plant & Equipment	ACCOUNTANT	20035.0036	\$ -	\$ -	\$ -	\$ -	
Non Cash Expenses - Loss on Sale of Assets	ACCOUNTANT	20035.0078	\$ -	\$ -	\$ -	\$ -	
<i>Sub-total - Non Cash</i>			\$ (400)	\$ (400)	\$ (133)	\$ -	
Total Operating Expenditure			\$ (506,355)	\$ (506,355)	\$ (174,434)	\$ (155,683)	



DETAILED OPERATING AND CAPITAL PROGRAMS

For the Period Ended 31 October 2016

	Responsible Officer	Account Number	Original Budget 30-Jun-2017	Amended Budget 30-Jun-2017	Budget YTD 31-Oct-2016	Actual YTD 31-Oct-2016	Variance Budget to Act YTD
Operating Income							
Other Revenue - Forfeited Deposits	DCEO	10018.0050	\$ -	\$ -	\$ -	\$ -	
Other Revenue - Other Operating Income	EXEC SEC	10018.0232	\$ 1,000	\$ 1,000	\$ 333	\$ -	
Other Revenue - Photocopying	DCEO	10018.0100	\$ -	\$ -	\$ -	\$ 15	
Other Revenue - Contribution to FBT	DCEO	10018.0193	\$ 4,500	\$ 4,500	\$ 1,500	\$ 2,759	
Other Revenue - Rental - Staff Housing	DCEO	10018.0231	\$ 3,120	\$ 3,120	\$ 1,040	\$ 960	
Other Revenue - Sale of Maps & Publications	DCEO	10018.0235	\$ 300	\$ 300	\$ 100	\$ 39	
Reimbursements - VROC Exec Officer Salaries	DCEO	10016.0219	\$ 32,477	\$ 32,477	\$ -	\$ -	
Reimbursements - LSL	DCEO	10016.0224	\$ -	\$ -	\$ -	\$ -	
Reimbursements - Other	DCEO	10016.0229	\$ 50,000	\$ 50,000	\$ 16,667	\$ 23,709	
Reimbursements - Staff Uniforms	DCEO	10016.0223	\$ 500	\$ 500	\$ 167	\$ 150	
Contributions - Other Contributions	DCEO	10017.0200	\$ -	\$ -	\$ -	\$ -	
<i>Sub-total - Cash</i>			\$ 91,897	\$ 91,897	\$ 19,807	\$ 27,632	
Non Cash Revenue - Profit on Sale of Assets	ACCOUNTANT	10015.0106	\$ -	\$ -	\$ -	\$ -	
Total Operating Income			\$ 91,897	\$ 91,897	\$ 19,807	\$ 27,632	
Borrowing Costs							
Principal Repayments							
Loan Repayment - Loan No. 90 - New Admin Centre	ACCOUNTANT	50405.0331	\$ (139,380)	\$ (139,380)	\$ -	\$ -	
Total Principal Repayments			\$ (139,380)	\$ (139,380)	\$ -	\$ -	
Operating Expenditure							
Financial Expenses - Loan No. 90 - New Admin Centre	ACCOUNTANT	20405.0331	\$ (103,467)	\$ (103,467)	\$ (5,778)	\$ (3,743)	
Total Operating Expenditure			\$ (103,467)	\$ (103,467)	\$ (5,778)	\$ (3,743)	



DETAILED OPERATING AND CAPITAL PROGRAMS

For the Period Ended 31 October 2016

	Responsible Officer	Account Number	Original Budget 30-Jun-2017	Amended Budget 30-Jun-2017	Budget YTD 31-Oct-2016	Actual YTD 31-Oct-2016	Variance Budget to Act YTD
OVERHEADS - ADMINISTRATION							
Capital Expenditure							
Administration Building (PC) - Building Renewal	BLDG SRVR	50402.0252	\$ (10,000)	\$ (10,000)	\$ (3,333)	\$ (6,552)	
Purchase Vehicle - CEO	MGR WORKS	50416.0006	\$ -	\$ -	\$ -	\$ -	
Purchase Vehicle - DCEO	MGR WORKS	50417.0006	\$ (52,000)	\$ (41,577)	\$ (41,577)	\$ (41,577)	
New Computer Software	DCEO	50412.0006	\$ -	\$ -	\$ -	\$ -	
Computer Hardware Replacement Program	DCEO	50419.0006	\$ (25,000)	\$ (25,000)	\$ -	\$ -	
Refurbishment - Lot 337 Martin Street - Council Homes	BLDG SRVR	51431.0252	\$ (35,853)	\$ (35,853)	\$ (11,951)	\$ -	
Admin Building - Repaint south façade walls / timberwork	BLDG SRVR	50409.0252	\$ (6,800)	\$ (6,800)	\$ -	\$ -	
Administration Building - Install Carpet Tiles	BLDG SRVR	51679.0252	\$ (9,000)	\$ (9,000)	\$ -	\$ -	
Administration Building - Smoke Detection System	BLDG SRVR	51681.0252	\$ (7,500)	\$ (7,500)	\$ -	\$ -	
Total Capital Expenditure			\$ (146,153)	\$ (135,730)	\$ (56,861)	\$ (48,129)	
Capital Income							
Transfers from Reserve Funds	DCEO	40415.0486	\$ 18,000	\$ 18,000	\$ -	\$ -	
Trade In Vehicle - CEO	MGR WORKS	40416.0105	\$ -	\$ -	\$ -	\$ -	
Trade In Vehicle - DCEO	MGR WORKS	40417.0105	\$ 16,000	\$ 9,545	\$ 9,545	\$ 9,545	
Total Capital Income			\$ 34,000	\$ 27,545	\$ 9,545	\$ 9,545	
Operating Expenditure							
Employee Costs - Conferences & Training	DCEO	20047.0029	\$ (20,000)	\$ (20,000)	\$ (6,667)	\$ (10,545)	
Employee Costs - Medicals & Vaccinations	DCEO	20047.0275	\$ (1,000)	\$ (1,000)	\$ (333)	\$ -	
Employee Costs - Relief Staff / Contractors	DCEO	20047.0264	\$ -	\$ -	\$ -	\$ -	
Employee Costs - Salaries	DCEO	20047.0130	\$ (991,279)	\$ (991,279)	\$ (343,135)	\$ (300,632)	
Employee Costs - Staff Recruitment Expenses	DCEO	20047.0138	\$ -	\$ -	\$ -	\$ -	
Employee Costs - Superannuation	DCEO	20047.0141	\$ (132,127)	\$ (132,127)	\$ (45,736)	\$ (40,020)	
Employee Costs - Travel & Accommodation	EXEC SEC	20047.0267	\$ (10,000)	\$ (10,000)	\$ (3,333)	\$ (3,644)	
Employee Costs - Uniforms, Clothing & Accessories	DCEO	20047.0266	\$ (6,000)	\$ (6,000)	\$ (2,000)	\$ (1,684)	
Employee Costs - Long Service Leave Disbursements	DCEO	20047.0311	\$ -	\$ -	\$ -	\$ -	
Employee Costs - Workers Compensation Insurance	DCEO	20047.0043	\$ (33,217)	\$ (33,217)	\$ (33,217)	\$ (14,941)	
Financial Expenses - Bank Fees & Charges	ACCOUNTANT	20276.0007	\$ (8,000)	\$ (8,000)	\$ (2,667)	\$ (3,782)	
Financial Expenses - Dishonoured Deposits	ACCOUNTANT	20276.0040	\$ (100)	\$ (100)	\$ (33)	\$ -	
Financial Expenses - GST	ACCOUNTANT	20276.0057	\$ (50)	\$ (50)	\$ (17)	\$ -	
Financial Expenses - Overdraft Interest	ACCOUNTANT	20276.0092	\$ -	\$ -	\$ -	\$ -	
Financial Expenses - Receipt Rounding	ACCOUNTANT	20276.0112	\$ (10)	\$ (10)	\$ (3)	\$ (2)	
Financial Expenses - Fringe Benefits Tax	ACCOUNTANT	20276.0265	\$ (45,000)	\$ (45,000)	\$ (11,250)	\$ (47,375)	\$ 36,125 321%
Office Expenses - Advertising	EXEC SEC	20048.0003	\$ (15,000)	\$ (15,000)	\$ (5,000)	\$ (3,803)	
Office Expenses - Advertising - Staff Vacancies	EXEC SEC	20048.0274	\$ (3,000)	\$ (3,000)	\$ (1,000)	\$ -	
Office Expenses - Computer Equipment Maintenance	DCEO	20048.0269	\$ (26,000)	\$ (26,000)	\$ (8,667)	\$ (12,760)	
Office Expenses - Minor Furniture & Equipment Purchases	DCEO	20048.0085	\$ (8,000)	\$ (8,000)	\$ (8,000)	\$ -	
Office Expenses - Office Equipment Maintenance	DCEO	20048.0268	\$ (13,000)	\$ (13,000)	\$ (4,333)	\$ (2,925)	



DETAILED OPERATING AND CAPITAL PROGRAMS

For the Period Ended 31 October 2016

	Responsible Officer	Account Number	Original Budget 30-Jun-2017	Amended Budget 30-Jun-2017	Budget YTD 31-Oct-2016	Actual YTD 31-Oct-2016	Variance Budget to Act YTD
Office Expenses - Other Operating Costs	DCEO	20048.0312	\$ (14,000)	\$ (14,000)	\$ (4,667)	\$ (3,325)	
Office Expenses - Postage & Freight	DCEO	20048.0271	\$ (15,000)	\$ (15,000)	\$ (5,000)	\$ (7,259)	
Office Expenses - Printing & Stationery	DCEO	20048.0103	\$ (43,000)	\$ (43,000)	\$ (43,000)	\$ (10,842)	
Office Expenses - Software Support Contracts	DCEO	20048.0270	\$ (120,000)	\$ (120,000)	\$ (40,000)	\$ (35,503)	
Office Expenses - Telephone	DCEO	20048.0144	\$ (26,000)	\$ (26,000)	\$ (8,667)	\$ (8,658)	
Other Expenses - Insurances	DCEO	20049.0064	\$ (40,000)	\$ (40,000)	\$ (40,000)	\$ (29,439)	
Other Expenses - Legal Expenses	CEO	20049.0071	\$ (10,000)	\$ (10,000)	\$ (3,333)	\$ (715)	
Other Expenses - Professional Services	DCEO	20049.0273	\$ (40,000)	\$ (40,000)	\$ (16,333)	\$ (20,316)	
Other Expenses - Strategic Plan	CEO	20049.0289	\$ (10,000)	\$ (10,000)	\$ (3,333)	\$ -	
Other Expenses - Subscriptions	DCEO	20049.0258	\$ (1,000)	\$ (1,000)	\$ (333)	\$ (1,490)	
Other Expenses - GIS Data Upgrade	DCEO	20049.0292	\$ (2,000)	\$ (2,000)	\$ (667)	\$ -	
Building & Grounds (PC) - Building Maintenance	BLDG SRVR	20036.0010	\$ (35,000)	\$ (35,000)	\$ (11,667)	\$ (7,924)	
Building & Grounds (PC) - Building Operating	BLDG SRVR	20036.0011	\$ (50,000)	\$ (50,000)	\$ (26,000)	\$ (20,378)	
Building & Grounds (PC) - Staff Housing - Building Maintenance	BLDG SRVR	20411.0010	\$ (5,000)	\$ (5,000)	\$ (1,667)	\$ (3,218)	
Building & Grounds (PC) - Staff Housing - Building Operating	BLDG SRVR	20411.0011	\$ (5,000)	\$ (5,000)	\$ (2,600)	\$ (1,930)	
Building & Grounds (PC) - Staff Housing - Grounds Maintenance	MGR WORKS	20411.0052	\$ (6,000)	\$ (6,000)	\$ (2,000)	\$ (2,904)	
Vehicle Running Costs - Motor Vehicle Allocations	MGR WORKS	20413.0182	\$ (10,000)	\$ (10,000)	\$ (3,333)	\$ (4,040)	
<i>Sub-total - Cash</i>			\$ (1,743,783)	\$ (1,743,783)	\$ (687,992)	\$ (600,055)	
Non Cash Expenses - Depreciation - Furniture & Fittings	ACCOUNTANT	20051.0034	\$ (35,000)	\$ (35,000)	\$ (11,667)	\$ (4,389)	
Non Cash Expenses - Depreciation - Land & Buildings	ACCOUNTANT	20051.0035	\$ (130,000)	\$ (130,000)	\$ (43,333)	\$ (44,318)	
Non Cash Expenses - Depreciation - Plant, Machinery & Equip	ACCOUNTANT	20051.0036	\$ (10,000)	\$ (10,000)	\$ (3,333)	\$ (2,758)	
Non Cash Expenses - Depreciation - Infrastructure	ACCOUNTANT	20051.0188	\$ (2,600)	\$ (2,600)	\$ (867)	\$ (861)	
Non Cash Expenses - Annual Leave Accrual	ACCOUNTANT	20051.0309	\$ (15,624)	\$ (15,624)	\$ (5,208)	\$ -	
Non Cash Expenses - Long Service Leave Accrual	ACCOUNTANT	20051.0310	\$ (14,650)	\$ (14,650)	\$ (4,883)	\$ -	
Non Cash Expenses - Loss on Sale of Assets	ACCOUNTANT	20051.0078	\$ (6,835)	\$ (6,835)	\$ (6,835)	\$ -	
<i>Sub-total - Non Cash</i>			\$ (214,709)	\$ (214,709)	\$ (76,126)	\$ (52,326)	
Sub-total Operating Expenditure			\$ (1,958,492)	\$ (1,958,492)	\$ (764,118)	\$ (652,381)	
Less Administration Costs Allocated	ACCOUNTANT	20420.0350	\$ 1,958,492	\$ 1,958,492	\$ 764,118	\$ 656,172	
Total Operating Expenditure			\$ -	\$ -	\$ -	\$ 3,791	
TOTAL GOVERNANCE AND ADMIN. CAPITAL EXPENSES			\$ (146,153)	\$ (135,730)	\$ (56,861)	\$ (48,129)	
TOTAL GOVERNANCE AND ADMIN. CAPITAL INCOME			\$ 34,000	\$ 27,545	\$ 9,545	\$ 9,545	
TOTAL GOVERNANCE AND ADMIN. OPERATING EXPENSES			\$ (910,369)	\$ (910,369)	\$ (305,861)	\$ (280,332)	
TOTAL GOVERNANCE AND ADMIN. OPERATING INCOME			\$ 93,897	\$ 93,897	\$ 20,473	\$ 29,618	



DETAILED OPERATING AND CAPITAL PROGRAMS

For the Period Ended 31 October 2016

	Responsible Officer	Account Number	Original Budget 30-Jun-2017	Amended Budget 30-Jun-2017	Budget YTD 31-Oct-2016	Actual YTD 31-Oct-2016	Variance Budget to Act YTD
<u>PROGRAM 5 - LAW, ORDER & PUBLIC SAFETY</u>							
FIRE PREVENTION - COUNCIL							
Capital Expenditure							
Purchase Vehicle - Community Emergency Services Manager	MGR WORKS	50520.0006	\$ (45,000)	\$ (45,000)	\$ -	\$ -	
Fire Shed - Denbarker	MGR COMM SVCS	50529.0252	\$ (87,925)	\$ (195,892)	\$ -	\$ -	
<i>Sub-total - Cash</i>			\$ (132,925)	\$ (240,892)	\$ -	\$ -	
Grant Income (Non Cash) - Kendenup BFB Fire Truck	CESM	50501.0006	\$ (325,000)	\$ (325,000)	\$ -	\$ -	
<i>Sub-total - Non Cash</i>			\$ (325,000)	\$ (325,000)	\$ -	\$ -	
Total Capital Expenditure			\$ (457,925)	\$ (565,892)	\$ -	\$ -	
Capital Income							
Trade In Vehicle - Community Emergency Services Manager	MGR WORKS	40520.0105	\$ 18,000	\$ 18,000	\$ -	\$ -	
Grant Income (Non Cash) - Kendenup BFB Fire Truck	MGR COMM SVCS	10511.0441	\$ 325,000	\$ 325,000	\$ -	\$ -	
Grant Income (Non Cash) - Denbarker BFB Shed	MGR COMM SVCS	10511.0505	\$ 81,020	\$ 188,987	\$ -	\$ -	
Total Capital Income			\$ 424,020	\$ 531,987	\$ -	\$ -	
Operating Expenditure							
Employee Costs - Conferences & Training	CESM	20072.0029	\$ (1,000)	\$ (1,000)	\$ (333)	\$ -	
Employee Costs - Salaries	CESM	20072.0130	\$ (35,646)	\$ (35,646)	\$ (12,339)	\$ (8,830)	
Employee Costs - Superannuation	CESM	20072.0141	\$ (10,258)	\$ (10,258)	\$ (3,551)	\$ (3,532)	
Employee Costs - Workers Compensation Insurance	DCEO	20072.0043	\$ (1,158)	\$ (1,158)	\$ (1,158)	\$ (521)	
Employee Costs - Uniforms, Clothing & Accessories	CESM	20072.0266	\$ (400)	\$ (400)	\$ (133)	\$ -	
Employee Costs - CESM - Reimbursable Salaries	MGR COMM SVCS	20072.0296	\$ (88,893)	\$ (88,893)	\$ (30,771)	\$ (26,325)	
Employee Costs - CESM - On Costs	MGR COMM SVCS	20072.0297	\$ (9,146)	\$ (9,146)	\$ (3,049)	\$ (2,436)	
Office Expenses - Advertising	CESM	20073.0003	\$ (2,000)	\$ (2,000)	\$ (667)	\$ (705)	
Other Expenses - Other Operating Costs	CESM	20074.0312	\$ (10,000)	\$ (13,870)	\$ (4,623)	\$ (4,208)	
Vehicle Running Costs - Motor Vehicle Allocations	MGR WORKS	20071.0182	\$ (10,000)	\$ (10,000)	\$ (3,333)	\$ (2,540)	
Fire Units - Replacement Tyres & Rims	CESM	20071.0173	\$ (7,200)	\$ (7,200)	\$ (2,400)	\$ -	
Fire Control & Hazard Reduction - Firebreak Inspections	RANGER	20077.0277	\$ (14,000)	\$ (14,000)	\$ (4,667)	\$ -	
Fire Control & Hazard Reduction - Hazard Reduction	CESM	20077.0276	\$ (30,000)	\$ (30,000)	\$ (10,000)	\$ -	
Fire Control & Hazard Reduction - Emergency Responses	CESM	20077.0379	\$ (12,000)	\$ (12,000)	\$ (4,000)	\$ -	
Firebreak Enforcement - Reimburseable	CESM	20077.0398	\$ (15,000)	\$ (15,000)	\$ (5,000)	\$ -	
Admin Services Allocation	ACCOUNTANT	20075.0308	\$ (93,425)	\$ (93,425)	\$ (31,142)	\$ (31,188)	
<i>Sub-total - Cash</i>			\$ (340,126)	\$ (343,996)	\$ (117,166)	\$ (80,285)	



DETAILED OPERATING AND CAPITAL PROGRAMS

For the Period Ended 31 October 2016

	Responsible Officer	Account Number	Original Budget 30-Jun-2017	Amended Budget 30-Jun-2017	Budget YTD 31-Oct-2016	Actual YTD 31-Oct-2016	Variance Budget to Act YTD
Non Cash Expenses - Depreciation - Furniture & Fittings	ACCOUNTANT	20076.0034	\$ (1,500)	\$ (1,500)	\$ (500)	\$ -	
Non Cash Expenses - Depreciation - Land & Buildings	ACCOUNTANT	20076.0035	\$ (31,500)	\$ (31,500)	\$ (10,500)	\$ (10,986)	
Non Cash Expenses - Depreciation - Plant, Machinery & Equip	ACCOUNTANT	20076.0036	\$ (350,000)	\$ (350,000)	\$ (116,667)	\$ (84,351)	
Non Cash Expenses - Depreciation - Infrastructure	ACCOUNTANT	20076.0188	\$ -	\$ -	\$ -	\$ -	
Non Cash Expenses - Annual Leave Accrual	ACCOUNTANT	20076.0309	\$ (229)	\$ (229)	\$ (76)	\$ -	
Non Cash Expenses - Long Service Leave Accrual	ACCOUNTANT	20076.0310	\$ (61)	\$ (61)	\$ (20)	\$ -	
Non Cash Expenses - Loss on Sale of Assets	ACCOUNTANT	20076.0078	\$ -	\$ -	\$ -	\$ -	
<i>Sub-total - Non Cash</i>			\$ (383,290)	\$ (383,290)	\$ (127,763)	\$ (95,337)	
Total Operating Expenditure			\$ (723,416)	\$ (727,286)	\$ (244,929)	\$ (175,621)	
Operating Income							
Grant Income - Emergency Services	CESM	10039.0159	\$ -	\$ 3,870	\$ 1,290	\$ 3,870	
Contributions - Other	CESM	10042.0200	\$ -	\$ -	\$ -	\$ -	
Other Revenue - Fines & Penalties	CESM	10043.0049	\$ 5,000	\$ 5,000	\$ -	\$ -	
Other Revenue - CESM Reimbursable Salary & Oncost	MGR COMM SVCS	10043.0219	\$ 49,020	\$ 49,020	\$ 16,340	\$ 32,271	
Other Revenue - Fines & Penalties Adjustments	ACCOUNTANT	10043.0472	\$ -	\$ -	\$ -	\$ -	
Other Revenue - Sale of Surplus Materials	CESM	10043.0406	\$ -	\$ -	\$ -	\$ -	
Reimbursements - Firebreaks	ACCOUNTANT	10041.0225	\$ 15,000	\$ 15,000	\$ -	\$ -	
<i>Sub-total - Cash</i>			\$ 69,020	\$ 72,890	\$ 17,630	\$ 36,141	
Non Cash Revenue - Profit on Sale of Assets	ACCOUNTANT	10040.0106	\$ 1,096	\$ 1,096	\$ 365	\$ -	
<i>Sub-total - Non Cash</i>			\$ 1,096	\$ 1,096	\$ 365	\$ -	
Total Operating Income			\$ 70,116	\$ 73,986	\$ 17,995	\$ 36,141	



DETAILED OPERATING AND CAPITAL PROGRAMS

For the Period Ended 31 October 2016

	Responsible Officer	Account Number	Original Budget 30-Jun-2017	Amended Budget 30-Jun-2017	Budget YTD 31-Oct-2016	Actual YTD 31-Oct-2016	Variance Budget to Act YTD
EMERGENCY SERVICES LEVY							
Operating Expenditure							
<u>Bush Fire Brigades</u>							
Other Expenses - Insurances	CESM	20513.0064	\$ (64,500)	\$ (64,500)	\$ (64,500)	\$ (62,420)	
Other Expenses - Maintenance of Plant & Equipment	CESM	20513.0278	\$ (1,000)	\$ (1,000)	\$ (333)	\$ -	
Other Expenses - Purchase of Plant / Equipment (< \$1,200)	CESM	20513.0085	\$ (2,000)	\$ (2,000)	\$ (667)	\$ (268)	
Other Expenses - Purchase of Plant / Equipment (> \$1,200)	CESM	20513.0333	\$ (4,000)	\$ (9,000)	\$ (3,000)	\$ (3,360)	
Other Expenses - Other Goods and Services	CESM	20513.0312	\$ (16,000)	\$ (16,000)	\$ (5,333)	\$ (4,747)	
Other Expenses - Uniforms, Clothing & Accessories	CESM	20513.0266	\$ (14,000)	\$ (14,000)	\$ (9,333)	\$ (3,633)	
Building & Grounds - Building Maintenance	CESM	20511.0010	\$ (1,500)	\$ (1,500)	\$ (500)	\$ (5,000)	
Building & Grounds - Utilities	CESM	20511.0011	\$ (1,500)	\$ (1,500)	\$ (500)	\$ -	
Vehicle Running Costs - Repairs & Maintenance	CESM	20512.0171	\$ (23,940)	\$ (23,940)	\$ (7,980)	\$ (11,626)	
Total Operating Expenditure			\$ (128,440)	\$ (133,440)	\$ (92,147)	\$ (91,054)	
Operating Income							
Grant Income - FESA Grant	CESM	10515.0201	\$ 95,080	\$ 100,080	\$ 25,020	\$ 38,745	
Contributions - Bush Fire Brigade Contributions	CESM	10516.0195	\$ -	\$ -	\$ -	\$ -	
Total Operating Income			\$ 95,080	\$ 100,080	\$ 25,020	\$ 38,745	
<u>State Emergency Service:</u>							
Operating Expenditure							
Other Expenses - Insurances	CESM	20091.0064	\$ (1,000)	\$ (1,000)	\$ (1,000)	\$ (436)	
Other Expenses - Maintenance of Plant & Equipment	CESM	20091.0278	\$ (500)	\$ (500)	\$ (167)	\$ -	
Other Expenses - Other Operating Costs	CESM	20091.0312	\$ (9,930)	\$ (9,930)	\$ (3,310)	\$ (5,000)	
Total Operating Expenditure			\$ (11,430)	\$ (11,430)	\$ (4,477)	\$ (5,436)	
Operating Income							
Grant Revenue - Operating Grant	CESM	10055.0089	\$ 7,950	\$ 7,950	\$ 2,650	\$ 2,858	
Reimbursements - Other	CESM	10053.0229	\$ -	\$ -	\$ -	\$ -	
Total Operating Income			\$ 7,950	\$ 7,950	\$ 2,650	\$ 2,858	
ANIMAL CONTROL							
Capital Expenditure							
Purchase Vehicle - Ranger	MGR WORKS	50511.0006	\$ -	\$ -	\$ -	\$ -	
Dog Pound - Repaint Barge Boards	BLDG SRVR	50542.0252	\$ -	\$ -	\$ -	\$ -	
Total Capital Expenditure			\$ -	\$ -	\$ -	\$ -	
Capital Income							
Trade In Vehicle - Ranger	MGR WORKS	40511.0105	\$ -	\$ -	\$ -	\$ -	
Total Capital Income			\$ -	\$ -	\$ -	\$ -	



DETAILED OPERATING AND CAPITAL PROGRAMS

For the Period Ended 31 October 2016

	Responsible Officer	Account Number	Original Budget 30-Jun-2017	Amended Budget 30-Jun-2017	Budget YTD 31-Oct-2016	Actual YTD 31-Oct-2016	Variance Budget to Act YTD
Operating Expenditure							
Employee Costs - Conferences & Training	RANGER	20078.0029	\$ (3,000)	\$ (3,000)	\$ (1,000)	\$ (331)	
Employee Costs - Salaries	RANGER	20078.0130	\$ (55,982)	\$ (55,982)	\$ (19,378)	\$ (16,234)	
Employee Costs - Superannuation	RANGER	20078.0141	\$ (7,089)	\$ (7,089)	\$ (2,454)	\$ (2,250)	
Employee Costs - Uniforms, Clothing & Accessories	RANGER	20078.0266	\$ (400)	\$ (400)	\$ (133)	\$ -	
Employee Costs - Workers Compensation Insurance	DCEO	20078.0043	\$ (1,819)	\$ (1,819)	\$ (1,819)	\$ (818)	
Office Expenses - Advertising	RANGER	20079.0003	\$ (500)	\$ (500)	\$ (167)	\$ (367)	
Office Expenses - Minor Furniture & Equipment Purchases	RANGER	20079.0085	\$ (1,000)	\$ (1,000)	\$ (333)	\$ -	
Office Expenses - Cat Sterilisation Program	RANGER	20079.0312	\$ -	\$ -	\$ -	\$ (95)	
Operating Expenses - Other Operating Costs	RANGER	20080.0312	\$ (5,000)	\$ (5,000)	\$ (1,667)	\$ (2,213)	
Vehicle Running Costs - Motor Vehicle Allocations	MGR WORKS	20514.0182	\$ (3,000)	\$ (3,000)	\$ (1,000)	\$ (1,164)	
Building & Grounds - Building Maintenance	RANGER	20083.0010	\$ (2,000)	\$ (2,000)	\$ (667)	\$ -	
Building & Grounds - Building Operating	RANGER	20083.0011	\$ (500)	\$ (500)	\$ (260)	\$ (20)	
Admin Services Allocation	ACCOUNTANT	20081.0308	\$ (49,217)	\$ (49,217)	\$ (16,406)	\$ (16,430)	
<i>Sub-total - Cash</i>			\$ (129,507)	\$ (129,507)	\$ (45,284)	\$ (39,922)	
Non Cash Expenses - Depreciation - Furniture & Fittings	ACCOUNTANT	20082.0034	\$ -	\$ -	\$ -	\$ -	
Non Cash Expenses - Depreciation - Land & Buildings	ACCOUNTANT	20082.0035	\$ (2,000)	\$ (2,000)	\$ (667)	\$ (666)	
Non Cash Expenses - Depreciation - Plant & Equipment	ACCOUNTANT	20082.0036	\$ (7,600)	\$ (7,600)	\$ (2,533)	\$ (1,931)	
Non Cash Expenses - Annual Leave Accrual	ACCOUNTANT	20082.0309	\$ (1,646)	\$ (1,646)	\$ (549)	\$ -	
Non Cash Expenses - Long Service Leave Accrual	ACCOUNTANT	20082.0310	\$ (989)	\$ (989)	\$ (330)	\$ -	
Non Cash Expenses - Loss on Sale of Assets	ACCOUNTANT	20082.0078	\$ -	\$ -	\$ -	\$ -	
<i>Sub-total - Non Cash</i>			\$ (12,235)	\$ (12,235)	\$ (4,078)	\$ (2,597)	
Total Operating Expenditure			\$ (141,742)	\$ (141,742)	\$ (49,362)	\$ (42,519)	
Operating Income							
Other Revenue - Dog Registrations	RANGER	10047.0041	\$ 15,000	\$ 15,000	\$ 5,000	\$ 7,979	
Other Revenue - Fines & Penalties	RANGER	10047.0049	\$ 1,000	\$ 1,000	\$ 333	\$ -	
Other Revenue - Fines & Penalties Written Off	RANGER	10047.0472	\$ -	\$ -	\$ -	\$ -	
Other Revenue - Pound Fees	RANGER	10047.0101	\$ 3,000	\$ 3,000	\$ 1,000	\$ 1,065	
Grant Revenue - Animal Control	RANGER	10049.0089	\$ -	\$ -	\$ -	\$ -	
<i>Sub-total - Cash</i>			\$ 19,000	\$ 19,000	\$ 6,333	\$ 9,044	
Non Cash Revenue - Profit on Sale of Assets	ACCOUNTANT	10044.0106	\$ -	\$ -	\$ -	\$ -	
Total Operating Income			\$ 19,000	\$ 19,000	\$ 6,333	\$ 9,044	



DETAILED OPERATING AND CAPITAL PROGRAMS

For the Period Ended 31 October 2016

	Responsible Officer	Account Number	Original Budget 30-Jun-2017	Amended Budget 30-Jun-2017	Budget YTD 31-Oct-2016	Actual YTD 31-Oct-2016	Variance Budget to Act YTD
OTHER LAW, ORDER & PUBLIC SAFETY							
Operating Expenditure							
Employee Costs - Salaries	RANGER	20084.0130	\$ (3,860)	\$ (3,860)	\$ (1,336)	\$ (646)	
Employee Costs - Superannuation	RANGER	20084.0141	\$ (266)	\$ (266)	\$ (92)	\$ -	
Office Expenses - Advertising	RANGER	20085.0003	\$ (500)	\$ (500)	\$ (167)	\$ -	
Other Expenses - Roadwise	MGR WORKS	20086.0374	\$ (2,000)	\$ (2,000)	\$ (667)	\$ -	
Other Expenses - CCTV Camera Maintenance	BLDG SRVR	20086.0376	\$ (5,000)	\$ (5,000)	\$ (1,667)	\$ (928)	
Security & Vandalism - Security & Vandalism	RANGER	20515.0280	\$ (3,000)	\$ (3,000)	\$ (1,000)	\$ -	
Admin Services Allocation	ACCOUNTANT	20087.0308	\$ (31,411)	\$ (31,411)	\$ (10,470)	\$ (10,486)	
<i>Sub-total - Cash</i>			\$ (46,037)	\$ (46,037)	\$ (15,399)	\$ (12,060)	
Non Cash Expenses - Depreciation - Furniture & Fittings	ACCOUNTANT	20088.0034	\$ (8,000)	\$ (8,000)	\$ (2,667)	\$ (4,444)	
Non Cash Expenses - Depreciation - Land & Buildings	ACCOUNTANT	20088.0035	\$ (20,000)	\$ (20,000)	\$ (6,667)	\$ (6,509)	
Non Cash Expenses - Depreciation - Plant, Machinery & Equip	ACCOUNTANT	20088.0036	\$ -	\$ -	\$ -	\$ -	
Non Cash Expenses - Loss on Sale of Assets	ACCOUNTANT	20088.0078	\$ -	\$ -	\$ -	\$ -	
<i>Sub-total - Non Cash</i>			\$ (28,000)	\$ (28,000)	\$ (9,333)	\$ (10,953)	
Total Operating Expenditure			\$ (74,037)	\$ (74,037)	\$ (24,732)	\$ (23,013)	
Operating Income							
Other Revenue - Fines & Penalties	RANGER	10051.0049	\$ -	\$ -	\$ -	\$ -	
Other Revenue - Fines & Penalties Adjustments	RANGER	10051.0472	\$ -	\$ -	\$ -	\$ -	
<i>Sub-total - Cash</i>			\$ -	\$ -	\$ -	\$ -	
Non Cash Revenue - Profit on Sale of Assets	ACCOUNTANT	10048.0106	\$ -	\$ -	\$ -	\$ -	
Total Operating Income			\$ -	\$ -	\$ -	\$ -	
TOTAL LAW, ORDER AND PUBLIC SAFETY CAPITAL EXPENSE			\$ (457,925)	\$ (565,892)	\$ -	\$ -	
TOTAL LAW, ORDER AND PUBLIC SAFETY CAPITAL INCOME			\$ 424,020	\$ 531,987	\$ -	\$ -	
TOTAL LAW, ORDER AND PUBLIC SAFETY OPERATING EXPENSE			\$ (1,079,065)	\$ (1,087,935)	\$ (415,646)	\$ (337,643)	
TOTAL LAW, ORDER AND PUBLIC SAFETY OPERATING INCOME			\$ 192,146	\$ 201,016	\$ 51,999	\$ 86,788	



DETAILED OPERATING AND CAPITAL PROGRAMS

For the Period Ended 31 October 2016

	Responsible Officer	Account Number	Original Budget 30-Jun-2017	Amended Budget 30-Jun-2017	Budget YTD 31-Oct-2016	Actual YTD 31-Oct-2016	Variance Budget to Act YTD
PROGRAM 7 - HEALTH							
HEALTH ADMIN. & INSPECTION							
Capital Expenditure							
Purchase of Vehicle - EHO	MGR WORKS	50721.0006	\$ -	\$ -	\$ -	\$ -	
Total Capital Expenditure			\$ -	\$ -	\$ -	\$ -	
Capital Income							
Trade In Vehicle - EHO	MGR WORKS	40721.0105	\$ -	\$ 25,000	\$ 25,000	\$ 25,000	
Total Capital Income			\$ -	\$ 25,000	\$ 25,000	\$ 25,000	
Operating Expenditure							
Employee Costs - Conferences & Training	EHO	20111.0029	\$ (2,500)	\$ (2,500)	\$ (833)	\$ -	
Employee Costs - Salaries	EHO	20111.0130	\$ (166,714)	\$ (147,627)	\$ (51,102)	\$ (57,987)	▲ \$ 6,885 13%
Employee Costs - Superannuation	EHO	20111.0141	\$ (22,356)	\$ (22,356)	\$ (7,739)	\$ (4,688)	
Employee Costs - Relief Salaries	EHO	20111.0264	\$ -	\$ -	\$ -	\$ (39)	
Employee Costs - Uniforms, Clothing & Accessories	EHO	20111.0266	\$ (800)	\$ (800)	\$ (267)	\$ (391)	
Employee Costs - Workers Compensation Insurance	DCEO	20111.0043	\$ (5,418)	\$ (5,418)	\$ (5,418)	\$ (2,437)	
Office Expenses - Advertising	EHO	20112.0003	\$ (500)	\$ (500)	\$ (167)	\$ -	
Office Expenses - Telephone	EHO	20112.0144	\$ (2,000)	\$ (2,000)	\$ (667)	\$ (310)	
Other Expenses - Other Operating Costs	EHO	20113.0312	\$ (4,000)	\$ (4,000)	\$ (1,333)	\$ (1,523)	
Vehicle Running Costs - Motor Vehicle Allocations	MGR WORKS	20711.0182	\$ (14,000)	\$ (14,000)	\$ (4,667)	\$ (5,253)	
Admin Services Allocation	ACCOUNTANT	20114.0308	\$ (35,265)	\$ (35,265)	\$ (11,755)	\$ (11,772)	
<i>Sub-total - Cash</i>			\$ (253,553)	\$ (234,466)	\$ (83,947)	\$ (84,400)	
Non Cash Expenses - Depreciation - Furniture & Fittings	ACCOUNTANT	20115.0034	\$ -	\$ -	\$ -	\$ -	
Non Cash Expenses - Depreciation - Land & Buildings	ACCOUNTANT	20115.0035	\$ -	\$ -	\$ -	\$ -	
Non Cash Expenses - Depreciation - Plant, Machinery & Equip	ACCOUNTANT	20115.0036	\$ (5,600)	\$ (5,600)	\$ (1,867)	\$ (1,676)	
Non Cash Expenses - Annual Leave Accrual	ACCOUNTANT	20115.0309	\$ (1,941)	\$ (1,941)	\$ (647)	\$ -	
Non Cash Expenses - Long Service Leave Accrual	ACCOUNTANT	20115.0310	\$ (1,094)	\$ (1,094)	\$ (365)	\$ -	
Non Cash Expenses - Loss on Sale of Assets	ACCOUNTANT	20115.0078	\$ -	\$ -	\$ -	\$ -	
<i>Sub-total - Non Cash</i>			\$ (8,635)	\$ (8,635)	\$ (2,878)	\$ (1,676)	
Total Operating Expenditure			\$ (262,188)	\$ (243,101)	\$ (86,825)	\$ (86,076)	



DETAILED OPERATING AND CAPITAL PROGRAMS

For the Period Ended 31 October 2016

	Responsible Officer	Account Number	Original Budget 30-Jun-2017	Amended Budget 30-Jun-2017	Budget YTD 31-Oct-2016	Actual YTD 31-Oct-2016	Variance Budget to Act YTD
Operating Income							
Other Revenue - Caravan Park Fees	EHO	10069.0428	\$ 400	\$ 400	\$ 133	\$ 652	
Other Revenue - Health Liquor Cert (Section 39) Fees	EHO	10069.0431	\$ 100	\$ 100	\$ 33	\$ -	
Other Revenue - Licence Fees	EHO	10069.0072	\$ 200	\$ 200	\$ 67	\$ -	
Other Revenue - Lodging Houses Fees	EHO	10069.0429	\$ 1,250	\$ 1,250	\$ 417	\$ -	
Other Revenue - Offensive Trades Fees	EHO	10069.0430	\$ 2,500	\$ 2,500	\$ 2,500	\$ (596)	
Other Revenue - Other Fees	EHO	10069.0248	\$ 2,350	\$ 2,350	\$ 783	\$ 55	
Reimbursements - Salaries	EHO	10067.0219	\$ 60,525	\$ 60,525	\$ -	\$ 20,662	
Reimbursements - Other	EHO	10067.0229	\$ 50	\$ 50	\$ 50	\$ -	
<i>Sub-total - Cash</i>			\$ 67,375	\$ 67,375	\$ 3,983	\$ 20,772	
Non Cash Revenue - Profit on Sale of Assets	ACCOUNTANT	10066.0106	\$ -	\$ -	\$ -	\$ -	
Total Operating Income			\$ 67,375	\$ 67,375	\$ 3,983	\$ 20,772	
PREVENTIVE SERVICES - OTHER							
Capital Expenditure							
Medical Centre (PC) - Building Renewal	BLDG SRVR	50550.0252	\$ (5,000)	\$ (5,000)	\$ (1,667)	\$ -	
Total Capital Expenditure			\$ (5,000)	\$ (5,000)	\$ (1,667)	\$ -	
Capital Income							
Transfers from Reserve Funds	DCEO	40724.0486	\$ -	\$ -	\$ -	\$ -	
Total Capital Income			\$ -	\$ -	\$ -	\$ -	
Operating Expenditure							
Building & Grounds (PC) - Building Maintenance	BLDG SRVR	20122.0010	\$ (2,000)	\$ (2,000)	\$ (667)	\$ -	
Building & Grounds (PC) - Building Operating	BLDG SRVR	20122.0011	\$ (8,000)	\$ (8,000)	\$ (4,160)	\$ (1,815)	
Building & Grounds (PC) - Grounds Maintenance	MGR WORKS	20122.0052	\$ (3,000)	\$ (3,000)	\$ (1,000)	\$ (267)	
Admin Services Allocation	ACCOUNTANT	20124.0308	\$ (27,804)	\$ (27,804)	\$ (9,268)	\$ (9,281)	
<i>Sub-total - Cash</i>			\$ (40,804)	\$ (40,804)	\$ (15,095)	\$ (11,363)	
Non Cash Expenses - Depreciation - Furniture & Fittings	ACCOUNTANT	20125.0034	\$ -	\$ -	\$ -	\$ -	
Non Cash Expenses - Depreciation - Land & Buildings	ACCOUNTANT	20125.0035	\$ (59,000)	\$ (59,000)	\$ (19,667)	\$ (19,501)	
Non Cash Expenses - Depreciation - Plant & Equipment	ACCOUNTANT	20125.0036	\$ -	\$ -	\$ -	\$ -	
Non Cash Expenses - Depreciation - Infrastructure	ACCOUNTANT	20125.0188	\$ (2,000)	\$ (2,000)	\$ (667)	\$ (594)	
Non Cash Expenses - Loss on Sale of Assets	ACCOUNTANT	20125.0078	\$ -	\$ -	\$ -	\$ -	
<i>Sub-total - Non Cash</i>			\$ (61,000)	\$ (61,000)	\$ (20,333)	\$ (20,095)	
Total Operating Expenditure			\$ (101,804)	\$ (101,804)	\$ (35,428)	\$ (31,459)	



DETAILED OPERATING AND CAPITAL PROGRAMS

For the Period Ended 31 October 2016

	Responsible Officer	Account Number	Original Budget 30-Jun-2017	Amended Budget 30-Jun-2017	Budget YTD 31-Oct-2016	Actual YTD 31-Oct-2016	Variance Budget to Act YTD
Operating Income							
Other Income - Medical Centre Lease Rental	ACCOUNTANT	10072.0230	\$ 72,000	\$ 72,000	\$ 24,000	\$ 24,113	
<i>Sub-total - Cash</i>			\$ 72,000	\$ 72,000	\$ 24,000	\$ 24,113	
Non Cash Revenue - Profit on Sale of Assets	ACCOUNTANT	10073.0106	\$ -	\$ -	\$ -	\$ -	
Total Operating Income			\$ 72,000	\$ 72,000	\$ 24,000	\$ 24,113	
TOTAL HEALTH CAPITAL EXPENSES			\$ (5,000)	\$ (5,000)	\$ (1,667)	\$ -	
TOTAL HEALTH CAPITAL INCOME			\$ -	\$ 25,000	\$ 25,000	\$ 25,000	
TOTAL HEALTH OPERATING EXPENSES			\$ (363,992)	\$ (344,905)	\$ (122,253)	\$ (117,534)	
TOTAL HEALTH OPERATING INCOME			\$ 139,375	\$ 139,375	\$ 27,983	\$ 44,885	



DETAILED OPERATING AND CAPITAL PROGRAMS

For the Period Ended 31 October 2016

	Responsible Officer	Account Number	Original Budget 30-Jun-2017	Amended Budget 30-Jun-2017	Budget YTD 31-Oct-2016	Actual YTD 31-Oct-2016	Variance Budget to Act YTD
PROGRAM 8 - EDUCATION & WELFARE							
OLD PRE-SCHOOL (Booth Street)							
Operating Income							
Other Income	ACCOUNTANT	10811.0230	\$ -	\$ -	\$ -	\$ -	\$ -
Total Operating Income			\$ -	\$ -	\$ -	\$ -	\$ -
Operating Expenditure							
Building & Grounds (PC) - Building Operating - Preschool	BLDG SRVR	20131.0011	\$ (1,000)	\$ (1,000)	\$ (1,000)	\$ (1,287)	\$ (1,287)
<i>Sub-total - Cash</i>			\$ (1,000)	\$ (1,000)	\$ (1,000)	\$ (1,287)	\$ (1,287)
Non Cash Expenses - Loss on Sale of Assets	ACCOUNTANT	20130.0078	\$ -	\$ -	\$ -	\$ -	\$ -
Total Operating Expenditure			\$ (1,000)	\$ (1,000)	\$ (1,000)	\$ (1,287)	\$ (1,287)
OTHER EDUCATION							
Operating Expenditure							
Other Expenses - Donations	DCEO	20134.0255	\$ (3,900)	\$ (3,900)	\$ (3,900)	\$ (3,900)	\$ (3,900)
Other Expenses - Disbursement of Rental	CEO	20134.0286	\$ (19,226)	\$ (19,226)	\$ (6,409)	\$ (1,457)	\$ (1,457)
Other Expenses - Early Learning and Development Feasibility Project	MCS	20134.0298	\$ (18,150)	\$ (18,150)	\$ -	\$ -	\$ -
Building & Grounds (PC) - Building Maintenance	BLDG SRVR	20811.0010	\$ (4,000)	\$ (4,000)	\$ (1,333)	\$ -	\$ -
Building & Grounds (PC) - Building Operating	BLDG SRVR	20811.0011	\$ (1,000)	\$ (1,000)	\$ (520)	\$ -	\$ -
Building & Grounds (PC) - Grounds Maintenance	MGR WORKS	20811.0052	\$ -	\$ -	\$ -	\$ -	\$ -
Admin Services Allocation	ACCOUNTANT	20135.0308	\$ (4,767)	\$ (4,767)	\$ (1,589)	\$ (1,592)	\$ (1,592)
<i>Sub-total - Cash</i>			\$ (51,043)	\$ (51,043)	\$ (13,751)	\$ (6,949)	\$ (6,949)
Non Cash Expenses - Depreciation - Furniture & Fittings	ACCOUNTANT	20136.0034	\$ -	\$ -	\$ -	\$ -	\$ -
Non Cash Expenses - Depreciation - Land & Buildings	ACCOUNTANT	20136.0035	\$ (7,500)	\$ (7,500)	\$ (2,500)	\$ (2,305)	\$ (2,305)
Non Cash Expenses - Depreciation - Plant & Equipment	ACCOUNTANT	20136.0036	\$ -	\$ -	\$ -	\$ -	\$ -
Non Cash Expenses - Depreciation - Infrastructure	ACCOUNTANT	20136.0188	\$ (2,500)	\$ (2,500)	\$ (833)	\$ (904)	\$ (904)
Non Cash Expenses - Loss on Sale of Assets	ACCOUNTANT	20136.0078	\$ -	\$ -	\$ -	\$ -	\$ -
<i>Sub-total - Non Cash</i>			\$ (10,000)	\$ (10,000)	\$ (3,333)	\$ (3,209)	\$ (3,209)
Total Operating Expenditure			\$ (61,043)	\$ (61,043)	\$ (17,084)	\$ (10,158)	\$ (10,158)
Operating Income							
Grant Income - Other Education Grants	MGR COMM SVCS	10810.0089	\$ -	\$ -	\$ -	\$ -	\$ -
Other Income - Facilities Hire	ACCOUNTANT	10812.0046	\$ 24,033	\$ 24,033	\$ 8,011	\$ 7,283	\$ 7,283
Other Income - Contributions	ACCOUNTANT	10812.0242	\$ -	\$ -	\$ -	\$ -	\$ -
<i>Sub-total - Cash</i>			\$ 24,033	\$ 24,033	\$ 8,011	\$ 7,283	\$ 7,283
Non Cash Revenue - Profit on Sale of Assets	ACCOUNTANT	10079.0106	\$ -	\$ -	\$ -	\$ -	\$ -
Total Operating Income			\$ 24,033	\$ 24,033	\$ 8,011	\$ 7,283	\$ 7,283



DETAILED OPERATING AND CAPITAL PROGRAMS

For the Period Ended 31 October 2016

	Responsible Officer	Account Number	Original Budget 30-Jun-2017	Amended Budget 30-Jun-2017	Budget YTD 31-Oct-2016	Actual YTD 31-Oct-2016	Variance Budget to Act YTD
CHILD CARE CENTRE							
Operating Expenditure							
Building & Grounds (PC) - Building Maintenance	BLDG SRVR	20812.0010	\$ (2,000)	\$ (2,000)	\$ (667)	\$ (660)	
Building & Grounds (PC) - Building Operating	BLDG SRVR	20812.0011	\$ (3,000)	\$ (3,000)	\$ (1,560)	\$ (1,125)	
Building & Grounds (PC) - Grounds Maintenance	MGR WORKS	20812.0052	\$ -	\$ -	\$ -	\$ (78)	
Admin Services Allocation	ACCOUNTANT	20140.0308	\$ (1,009)	\$ (1,009)	\$ (336)	\$ (394)	
<i>Sub-total - Cash</i>			\$ (6,009)	\$ (6,009)	\$ (2,563)	\$ (2,257)	
Non Cash Expenses - Depreciation - Furniture & Fittings	ACCOUNTANT	20141.0034	\$ (500)	\$ (500)	\$ (167)	\$ -	
Non Cash Expenses - Depreciation - Land & Buildings	ACCOUNTANT	20141.0035	\$ (20,500)	\$ (20,500)	\$ (6,833)	\$ (6,708)	
Non Cash Expenses - Depreciation - Plant & Equipment	ACCOUNTANT	20141.0036	\$ -	\$ -	\$ -	\$ -	
Non Cash Expenses - Depreciation - Infrastructure	ACCOUNTANT	20141.0188	\$ (1,000)	\$ (1,000)	\$ (333)	\$ (275)	
Non Cash Expenses - Loss on Sale of Assets	ACCOUNTANT	20141.0078	\$ -	\$ -	\$ -	\$ -	
<i>Sub-total - Non Cash</i>			\$ (22,000)	\$ (22,000)	\$ (7,333)	\$ (6,983)	
Total Operating Expenditure			\$ (28,009)	\$ (28,009)	\$ (9,896)	\$ (9,240)	
OTHER WELFARE							
Operating Expenditure							
Other Expenses - Donations	DCEO	20813.0255	\$ (6,500)	\$ (6,500)	\$ (6,500)	\$ (5,500)	
Admin Services Allocation	ACCOUNTANT	20814.0308	\$ (1,008)	\$ (1,008)	\$ (336)	\$ (337)	
<i>Sub-total - Cash</i>			\$ (7,508)	\$ (7,508)	\$ (6,836)	\$ (5,837)	
Non Cash Expenses - Depreciation - Furniture & Fittings	ACCOUNTANT	20152.0034	\$ -	\$ -	\$ -	\$ -	
Non Cash Expenses - Depreciation - Land & Buildings	ACCOUNTANT	20152.0035	\$ -	\$ -	\$ -	\$ -	
Non Cash Expenses - Depreciation - Plant & Equipment	ACCOUNTANT	20152.0036	\$ -	\$ -	\$ -	\$ -	
Non Cash Expenses - Loss on Sale of Assets	ACCOUNTANT	20152.0078	\$ -	\$ -	\$ -	\$ -	
<i>Sub-total - Non Cash</i>			\$ -	\$ -	\$ -	\$ -	
Total Operating Expenditure			\$ (7,508)	\$ (7,508)	\$ (6,836)	\$ (5,837)	
Operating Income							
Non Cash Revenue - Profit on Sale of Assets	ACCOUNTANT	10088.0106	\$ -	\$ -	\$ -	\$ -	
Total Operating Income			\$ -	\$ -	\$ -	\$ -	



DETAILED OPERATING AND CAPITAL PROGRAMS

For the Period Ended 31 October 2016

	Responsible Officer	Account Number	Original Budget 30-Jun-2017	Amended Budget 30-Jun-2017	Budget YTD 31-Oct-2016	Actual YTD 31-Oct-2016	Variance Budget to Act YTD
AGED & DISABLED							
Capital Income							
Principal Repayments - Loan - Plantagenet Village Homes (SS)	ACCOUNTANT	40822.0328	\$ 115,071	\$ 115,071	\$ -	\$ -	
Total Capital Income			\$ 115,071	\$ 115,071	\$ -	\$ -	
Operating Expenditure							
Other Expenses - Donations	DCEO	20150.0255	\$ (4,550)	\$ (4,550)	\$ (4,550)	\$ (4,550)	
Admin Services Allocation	ACCOUNTANT	20145.0308	\$ (20,347)	\$ (20,347)	\$ (6,782)	\$ (6,792)	
<i>Sub-total - Cash</i>			\$ (24,897)	\$ (24,897)	\$ (11,332)	\$ (11,342)	
Non Cash Expenses - Depreciation - Furniture & Fittings	ACCOUNTANT	20146.0034	\$ -	\$ -	\$ -	\$ -	
Non Cash Expenses - Depreciation - Land & Buildings	ACCOUNTANT	20146.0035	\$ -	\$ -	\$ -	\$ -	
Non Cash Expenses - Depreciation - Plant & Equipment	ACCOUNTANT	20146.0036	\$ -	\$ -	\$ -	\$ -	
Non Cash Expenses - Loss on Sale of Assets	ACCOUNTANT	20146.0078	\$ -	\$ -	\$ -	\$ -	
Non Cash Expenses - Amortisation - HACC Day Centre	ACCOUNTANT	20146.0297	\$ -	\$ -	\$ -	\$ -	
<i>Sub-total - Non Cash</i>			\$ -	\$ -	\$ -	\$ -	
Total Operating Expenditure			\$ (24,897)	\$ (24,897)	\$ (11,332)	\$ (11,342)	
Operating Income							
Financial Income - Loan - Plantagenet Village Homes (SS)	ACCOUNTANT	10820.0328	\$ 35,477	\$ 35,477	\$ -	\$ (4,679)	
Grant Income - Collet Barker Court	ACCOUNTANT	10821.0542	\$ -	\$ -	\$ -	\$ -	
Non Cash Revenue - Profit on Sale of Assets	ACCOUNTANT	10085.0106	\$ -	\$ -	\$ -	\$ -	
Total Operating Income			\$ 35,477	\$ 35,477	\$ -	\$ (4,679)	
OTHER EDUCATION							
Borrowing Costs							
Principal Repayments							
Principal Repayments - Loan 93 - Plantagenet Village Homes (SS)	ACCOUNTANT	50822.0328	\$ (115,071)	\$ (115,071)	\$ (57,536)	\$ -	
Total Principal Repayments			\$ (115,071)	\$ (115,071)	\$ (57,536)	\$ -	
Operating Expenditure							
Interest Repayments - Loan 93 - Plantagenet Village Homes (SS)	ACCOUNTANT	20805.0328	\$ (35,477)	\$ (35,477)	\$ (17,739)	\$ 1,753	
Total Operating Expenditure			\$ (35,477)	\$ (35,477)	\$ (17,739)	\$ 1,753	
TOTAL EDUCATION AND WELFARE CAPITAL EXPENSE			\$ -	\$ -	\$ -	\$ -	
TOTAL EDUCATION AND WELFARE CAPITAL INCOME			\$ 115,071	\$ 115,071	\$ -	\$ -	
TOTAL EDUCATION AND WELFARE OPERATING EXPENSE			\$ (157,934)	\$ (157,934)	\$ (63,888)	\$ (36,110)	
TOTAL EDUCATION AND WELFARE OPERATING INCOME			\$ 59,510	\$ 59,510	\$ 8,011	\$ 2,604	



DETAILED OPERATING AND CAPITAL PROGRAMS

For the Period Ended 31 October 2016

	Responsible Officer	Account Number	Original Budget 30-Jun-2017	Amended Budget 30-Jun-2017	Budget YTD 31-Oct-2016	Actual YTD 31-Oct-2016	Variance Budget to Act YTD
PROGRAM 10 - COMMUNITY AMENITIES							
DOMESTIC REFUSE COLLECTION							
Operating Expenditure							
Refuse Collection & Recycling	MGR WORKS	20159.0334	\$ (192,340)	\$ (192,340)	\$ (64,113)	\$ (66,397)	
Admin Services Allocation	ACCOUNTANT	20157.0308	\$ (23,803)	\$ (23,803)	\$ (7,934)	\$ (7,947)	
<i>Sub-total - Cash</i>			\$ (216,143)	\$ (216,143)	\$ (72,048)	\$ (74,344)	
Non Cash Expenses - Depreciation - Furniture & Fittings	ACCOUNTANT	20158.0034	\$ (6,000)	\$ (6,000)	\$ (2,000)	\$ (1,556)	
Non Cash Expenses - Depreciation - Plant & Equipment	ACCOUNTANT	20158.0036	\$ -	\$ -	\$ -	\$ -	
Non Cash Expenses - Loss on Sale of Assets	ACCOUNTANT	20158.0078	\$ -	\$ -	\$ -	\$ -	
<i>Sub-total - Non Cash</i>			\$ (6,000)	\$ (6,000)	\$ (2,000)	\$ (1,556)	
Total Operating Expenditure			\$ (222,143)	\$ (222,143)	\$ (74,048)	\$ (75,899)	
Operating Income							
Other Revenue - Penalty Interest	ACCOUNTANT	10094.0095	\$ 500	\$ 500	\$ 167	\$ 352	
Other Revenue - Refuse Service Adjustments	ACCOUNTANT	10094.0412	\$ 500	\$ 500	\$ 167	\$ (1,714)	
Other Revenue - Refuse Service	ACCOUNTANT	10094.0119	\$ 304,395	\$ 304,395	\$ 304,395	\$ 304,395	
Other Revenue - Sale of Surplus Materials & Scrap	MGR WORKS	10094.0406	\$ 2,000	\$ 22,000	\$ 7,333	\$ 30,768	
<i>Sub-total - Cash</i>			\$ 307,395	\$ 327,395	\$ 312,062	\$ 333,802	
Non Cash Revenue - Profit on Sale of Assets	ACCOUNTANT	10091.0106	\$ -	\$ -	\$ -	\$ -	
Total Operating Income			\$ 307,395	\$ 327,395	\$ 312,062	\$ 333,802	



DETAILED OPERATING AND CAPITAL PROGRAMS

For the Period Ended 31 October 2016

	Responsible Officer	Account Number	Original Budget 30-Jun-2017	Amended Budget 30-Jun-2017	Budget YTD 31-Oct-2016	Actual YTD 31-Oct-2016	Variance Budget to Act YTD
WASTE DISPOSAL SITES							
Capital Expenditure							
O'Neill Road Tip Site - e-Waste Solution	MGR WORKS	51610.0252	\$ (5,000)	\$ (5,000)	\$ (5,000)	\$ -	
Rocky Gully Tip - Improve Ramp	MGR WORKS	51682.0252	\$ (7,000)	\$ (7,000)	\$ (7,000)	\$ -	
Porongurup Transfer Station - Security Exclusion Fence	MGR WORKS	51683.0252	\$ (25,000)	\$ (25,000)	\$ (25,000)	\$ -	
Total Capital Expenditure			\$ (37,000)	\$ (37,000)	\$ (37,000)	\$ -	
Capital Income							
Transfers from Reserve Funds	DCEO	41001.0486	\$ -	\$ -	\$ -	\$ -	
Grants & Contributions - Waste Disposal Sites	MGR COMM SVCS	41003.0450	\$ -	\$ -	\$ -	\$ -	
Total Capital Income			\$ -	\$ -	\$ -	\$ -	
Operating Expenditure							
Employee Costs - Salaries	MGR WORKS	20160.0130	\$ (168,015)	\$ (168,015)	\$ (58,159)	\$ (52,102)	
Employee Costs - Superannuation	MGR WORKS	20160.0141	\$ (3,218)	\$ (3,218)	\$ (1,114)	\$ (1,028)	
Employee Costs - Workers Compensation Insurance	ACCOUNTANT	20160.0043	\$ (2,583)	\$ (2,583)	\$ (2,583)	\$ (1,162)	
Employee Costs - Uniforms, Clothing & Accessories	MGR WORKS	20160.0266	\$ (400)	\$ (400)	\$ -	\$ -	
Other Expenses - Telephone	MGR WORKS	20162.0144	\$ (500)	\$ (500)	\$ (167)	\$ (6)	
Other Expenses - Water Monitoring	MGR WORKS	20162.0285	\$ (15,000)	\$ (15,000)	\$ (5,000)	\$ -	
Building & Grounds (PC) - Grounds Maintenance	MGR WORKS	20165.0052	\$ (375,000)	\$ (375,000)	\$ (125,000)	\$ (134,301)	
Admin Services Allocation	ACCOUNTANT	20163.0308	\$ (38,880)	\$ (38,880)	\$ (12,960)	\$ (12,979)	
<i>Sub-total - Cash</i>			<i>\$ (603,596)</i>	<i>\$ (603,596)</i>	<i>\$ (204,983)</i>	<i>\$ (201,579)</i>	
Non Cash Expenses - Depreciation - Furniture & Fittings	ACCOUNTANT	20164.0034	\$ -	\$ -	\$ -	\$ -	
Non Cash Expenses - Depreciation - Land & Buildings	ACCOUNTANT	20164.0035	\$ (10,800)	\$ (10,800)	\$ (3,600)	\$ (3,824)	
Non Cash Expenses - Depreciation - Plant, Machinery & Equip	ACCOUNTANT	20164.0036	\$ (25,500)	\$ (25,500)	\$ (8,500)	\$ (7,055)	
Non Cash Expenses - Depreciation - Infrastructure	ACCOUNTANT	20164.0188	\$ (8,800)	\$ (8,800)	\$ (2,933)	\$ (3,176)	
Non Cash Expenses - Loss on Sale of Assets	ACCOUNTANT	20164.0078	\$ -	\$ -	\$ -	\$ -	
<i>Sub-total - Non Cash</i>			<i>\$ (45,100)</i>	<i>\$ (45,100)</i>	<i>\$ (15,033)</i>	<i>\$ (14,055)</i>	
Total Operating Expenditure			\$ (648,696)	\$ (648,696)	\$ (220,016)	\$ (215,634)	
Operating Income							
Other Revenue - Penalty Interest	ACCOUNTANT	10816.0095	\$ -	\$ -	\$ -	\$ 18	
Other Revenue - Fee Adjustments	ACCOUNTANT	10816.0412	\$ -	\$ -	\$ -	\$ -	
Other Revenue - Tipping Fees	MGR WORKS	10098.0147	\$ 70,000	\$ 70,000	\$ 23,333	\$ 33,524	
<i>Sub-total - Cash</i>			<i>\$ 70,000</i>	<i>\$ 70,000</i>	<i>\$ 23,333</i>	<i>\$ 33,543</i>	
Non Cash Revenue - Profit on Sale of Assets	ACCOUNTANT	10095.0106	\$ -	\$ -	\$ -	\$ -	
Total Operating Income			\$ 70,000	\$ 70,000	\$ 23,333	\$ 33,543	



DETAILED OPERATING AND CAPITAL PROGRAMS

For the Period Ended 31 October 2016

	Responsible Officer	Account Number	Original Budget 30-Jun-2017	Amended Budget 30-Jun-2017	Budget YTD 31-Oct-2016	Actual YTD 31-Oct-2016	Variance Budget to Act YTD
SANITATION OTHER							
Operating Income							
Other Income - Septic Tank Fees	EHO	11011.0408	\$ 6,500	\$ 6,500	\$ 2,167	\$ 2,596	
Total Operating Income			\$ 6,500	\$ 6,500	\$ 2,167	\$ 2,596	
PROTECTION OF THE ENVIRONMENT							
Operating Expenditure							
Abandoned Vehicles	RANGER	21015.0288	\$ (3,000)	\$ (3,000)	\$ (1,000)	\$ -	
Admin Services Allocation	ACCOUNTANT	21016.0308	\$ (1,301)	\$ (1,301)	\$ (434)	\$ (434)	
Total Operating Expenditure			\$ (4,301)	\$ (4,301)	\$ (1,434)	\$ (434)	
Operating Income							
Other Income - Fines & Penalties	RANGER	11012.0049	\$ -	\$ -	\$ -	\$ -	
Other Income - Reimbursements - Other	RANGER	11012.0229	\$ -	\$ -	\$ -	\$ -	
Total Operating Income			\$ -	\$ -	\$ -	\$ -	
TOWN PLANNING							
Capital Expenditure							
Purchase Vehicle - Mgr Development Services	MGR WORKS	51012.0006	\$ (53,000)	\$ (46,652)	\$ (46,652)	\$ (46,652)	
Purchase Vehicle - Planning Officer	MGR WORKS	51013.0006	\$ (20,275)	\$ (20,275)	\$ -	\$ -	
Total Capital Expenditure			\$ (73,275)	\$ (66,927)	\$ (46,652)	\$ (46,652)	
Capital Income							
Transfers from Reserve Funds	DCEO	41010.0486	\$ -	\$ -	\$ -	\$ -	
Trade In Vehicle - Mgr Development Services	MGR WORKS	41011.0105	\$ 30,000	\$ 28,182	\$ 28,182	\$ 28,182	
Trade In Vehicle - Planning Officer	MGR WORKS	41012.0105	\$ 19,270	\$ 19,270	\$ -	\$ -	
Total Capital Income			\$ 49,270	\$ 47,452	\$ 28,182	\$ 28,182	



DETAILED OPERATING AND CAPITAL PROGRAMS

For the Period Ended 31 October 2016

	Responsible Officer	Account Number	Original Budget 30-Jun-2017	Amended Budget 30-Jun-2017	Budget YTD 31-Oct-2016	Actual YTD 31-Oct-2016	Variance Budget to Act YTD
Operating Expenditure							
Employee Costs - Conferences & Training	MGR DEV SVCS	20171.0029	\$ (3,500)	\$ (3,500)	\$ (1,167)	\$ (1,387)	
Employee Costs - Salaries	MGR DEV SVCS	20171.0130	\$ (246,913)	\$ (246,913)	\$ (85,470)	\$ (71,175)	
Employee Costs - Superannuation	MGR DEV SVCS	20171.0141	\$ (34,996)	\$ (34,996)	\$ (12,114)	\$ (10,548)	
Employee Costs - Uniforms, Clothing & Accessories	MGR DEV SVCS	20171.0266	\$ (1,200)	\$ (1,200)	\$ (400)	\$ -	
Employee Costs - Workers Compensation Insurance	DCEO	20171.0043	\$ (7,829)	\$ (7,829)	\$ (7,829)	\$ (3,521)	
Office Expenses - Advertising	MGR DEV SVCS	20172.0003	\$ (8,000)	\$ (8,000)	\$ (2,667)	\$ (1,298)	
Office Expenses - Telephone	MGR DEV SVCS	20172.0144	\$ (500)	\$ (500)	\$ (167)	\$ (40)	
Other Expenses - Boundary Surveys	MGR DEV SVCS	20173.0291	\$ -	\$ -	\$ -	\$ -	
Other Expenses - Minor Furniture & Equipment Purchases	MGR DEV SVCS	20173.0085	\$ (1,000)	\$ (1,000)	\$ (333)	\$ -	
Other Expenses - Cycleway Study	MGR DEV SVCS	20173.0290	\$ (7,500)	\$ (7,500)	\$ (2,500)	\$ -	
Other Expenses - Other Operating Costs	MGR DEV SVCS	20173.0312	\$ (1,500)	\$ (1,500)	\$ (500)	\$ (134)	
Other Expenses - Professional Services	MGR DEV SVCS	20173.0030	\$ (10,000)	\$ (10,000)	\$ (3,333)	\$ (3,120)	
Other Expenses - Boundary Adjustments/Amalgamations	MGR DEV SVCS	20173.0019	\$ (20,000)	\$ (20,000)	\$ (6,667)	\$ -	
Vehicle Running Costs - Motor Vehicle Allocations	MGR WORKS	21014.0182	\$ (10,000)	\$ (10,000)	\$ (3,333)	\$ (3,706)	
Admin Services Allocation	ACCOUNTANT	20174.0308	\$ (72,238)	\$ (72,238)	\$ (24,079)	\$ (24,115)	
<i>Sub-total - Cash</i>			\$ (425,176)	\$ (425,176)	\$ (150,559)	\$ (119,045)	
Non Cash Expenses - Annual Leave Accrual	ACCOUNTANT	20175.0309	\$ (5,527)	\$ (5,527)	\$ (1,842)	\$ -	
Non Cash Expenses - Depreciation - Plant, Machinery & Equip	ACCOUNTANT	20175.0036	\$ (10,700)	\$ (10,700)	\$ (3,567)	\$ (3,833)	
Non Cash Expenses - Long Service Leave Accrual	ACCOUNTANT	20175.0310	\$ (4,625)	\$ (4,625)	\$ (1,542)	\$ -	
Non Cash Expenses - Loss on Sale of Assets	ACCOUNTANT	20175.0078	\$ (4,767)	\$ (4,767)	\$ (4,767)	\$ -	
<i>Sub-total - Non Cash</i>			\$ (25,619)	\$ (25,619)	\$ (11,718)	\$ (3,833)	
Total Operating Expenditure			\$ (450,795)	\$ (450,795)	\$ (162,277)	\$ (122,878)	
Operating Income							
Reimbursements - Other (Advertising)	MGR DEV SVCS	10103.0229	\$ 1,000	\$ 1,000	\$ 333	\$ -	
Reimbursements - Salaries	ACCOUNTANT	10103.0219	\$ -	\$ -	\$ -	\$ -	
Other Revenue - Development Application Fee	MGR DEV SVCS	10105.0038	\$ 12,000	\$ 12,000	\$ 4,000	\$ 4,472	
Other Revenue - Enquiry Fee	MGR DEV SVCS	10105.0409	\$ 100	\$ 100	\$ 33	\$ -	
Other Revenue - Planning Liquor Cert (Section 40)	MGR DEV SVCS	10105.0417	\$ 200	\$ 200	\$ 67	\$ -	
Other Revenue - Rezoning Fees	MGR DEV SVCS	10105.0234	\$ 5,000	\$ 5,000	\$ 1,667	\$ 4,840	
Other Revenue - Subdivision Clearance	MGR DEV SVCS	10105.0139	\$ 2,000	\$ 2,000	\$ 667	\$ 365	
<i>Sub-total - Cash</i>			\$ 20,300	\$ 20,300	\$ 6,767	\$ 9,677	
Non Cash Revenue - Profit on Sale of Assets	ACCOUNTANT	10102.0106	\$ 14,478	\$ 14,478	\$ 4,826	\$ -	
Total Operating Income			\$ 34,778	\$ 34,778	\$ 11,593	\$ 9,677	



DETAILED OPERATING AND CAPITAL PROGRAMS

For the Period Ended 31 October 2016

	Responsible Officer	Account Number	Original Budget 30-Jun-2017	Amended Budget 30-Jun-2017	Budget YTD 31-Oct-2016	Actual YTD 31-Oct-2016	Variance Budget to Act YTD
CEMETERIES							
Capital Expenditure							
Mount Barker Cemetery - Entry Statement	MGR WORKS	51684.0252	\$ (5,000)	\$ (5,000)	\$ -	\$ -	
Total Capital Expenditure			\$ (5,000)	\$ (5,000)	\$ -	\$ -	
Operating Expenditure							
Building & Grounds (PC) - Cemeteries Maintenance	MGR WORKS	20181.0052	\$ (80,000)	\$ (80,000)	\$ (26,667)	\$ (25,166)	
Admin Services Allocation	ACCOUNTANT	20179.0308	\$ (7,374)	\$ (7,374)	\$ (2,458)	\$ (2,462)	
<i>Sub-total - Cash</i>			\$ (87,374)	\$ (87,374)	\$ (29,125)	\$ (27,628)	
Non Cash Expenses - Depreciation - Land & Buildings	ACCOUNTANT	20180.0035	\$ (4,700)	\$ (4,700)	\$ (1,567)	\$ (1,565)	
Non Cash Expenses - Depreciation - Furniture & Fittings	ACCOUNTANT	20180.0036	\$ -	\$ -	\$ -	\$ (156)	
Non Cash Expenses - Depreciation - Infrastructure	ACCOUNTANT	20180.0188	\$ (800)	\$ (800)	\$ (267)	\$ (226)	
Non Cash Expenses - Loss on Sale of Assets	ACCOUNTANT	20180.0078	\$ -	\$ -	\$ -	\$ -	
<i>Sub-total - Non Cash</i>			\$ (5,500)	\$ (5,500)	\$ (1,833)	\$ (1,946)	
Total Operating Expenditure			\$ (92,874)	\$ (92,874)	\$ (30,958)	\$ (29,575)	
Operating Income							
Non Cash Revenue - Profit on Sale of Assets	ACCOUNTANT	10107.0106	\$ -	\$ -	\$ -	\$ -	
Other Income - Cemetery Fees & Charges	ACCOUNTANT	11013.0237	\$ 50,000	\$ 50,000	\$ 16,667	\$ 12,168	
Total Operating Income			\$ 50,000	\$ 50,000	\$ 16,667	\$ 12,168	
OTHER COMMUNITY AMENITIES							
Capital Expenditure							
CCTV Expansion	MGR DEV SVCS	51485.0006	\$ (8,543)	\$ (8,543)	\$ (8,543)	\$ -	
Total Capital Expenditure			\$ (8,543)	\$ (8,543)	\$ (8,543)	\$ -	
Capital Income							
Grants & Contributions - CCTV	MGR DEV SVCS	41014.0450	\$ -	\$ -	\$ -	\$ -	
Total Capital Income			\$ -	\$ -	\$ -	\$ -	



DETAILED OPERATING AND CAPITAL PROGRAMS

For the Period Ended 31 October 2016

	Responsible Officer	Account Number	Original Budget 30-Jun-2017	Amended Budget 30-Jun-2017	Budget YTD 31-Oct-2016	Actual YTD 31-Oct-2016	Variance Budget to Act YTD
Operating Expenditure							
Public Conveniences (PC) - Building Maintenance	BLDG SRVR	21017.0010	\$ (7,000)	\$ (7,000)	\$ (2,333)	\$ (2,159)	
Public Conveniences (PC) - Building Operating	BLDG SRVR	21017.0011	\$ (19,000)	\$ (19,000)	\$ (9,880)	\$ (6,391)	
Public Conveniences (PC) - Grounds Maintenance	MGR WORKS	21017.0052	\$ -	\$ -	\$ -	\$ -	
Caravan Waste Dump Point - Maintenance	EHO	21020.0052	\$ (1,500)	\$ (1,500)	\$ (500)	\$ -	
Admin Services Allocation	ACCOUNTANT	21019.0308	\$ (9,685)	\$ (9,685)	\$ (3,228)	\$ (3,234)	
<i>Sub-total - Cash</i>			\$ (37,185)	\$ (37,185)	\$ (15,942)	\$ (11,784)	
Non Cash Expenses - Depreciation - Furniture & Fittings	ACCOUNTANT	21018.0034	\$ -	\$ -	\$ -	\$ -	
Non Cash Expenses - Depreciation - Land & Buildings	ACCOUNTANT	21018.0035	\$ (5,500)	\$ (5,500)	\$ (1,833)	\$ (1,726)	
Non Cash Expenses - Depreciation - Plant & Equipment	ACCOUNTANT	21018.0036	\$ -	\$ -	\$ -	\$ -	
Non Cash Expenses - Loss on Sale of Assets	ACCOUNTANT	21018.0078	\$ -	\$ -	\$ -	\$ -	
<i>Sub-total - Non Cash</i>			\$ (5,500)	\$ (5,500)	\$ (1,833)	\$ (1,726)	
Total Operating Expenditure			\$ (42,685)	\$ (42,685)	\$ (17,775)	\$ (13,510)	
Operating Income							
Non Cash Revenue - Profit on Sale of Assets	ACCOUNTANT	11015.0106	\$ -	\$ -	\$ -	\$ -	
Total Operating Income			\$ -	\$ -	\$ -	\$ -	
TOTAL COMMUNITY AMENITIES CAPITAL EXPENSES			\$ (123,818)	\$ (117,470)	\$ (92,195)	\$ (46,652)	
TOTAL COMMUNITY AMENITIES CAPITAL INCOME			\$ 49,270	\$ 47,452	\$ 28,182	\$ 28,182	
TOTAL COMMUNITY AMENITIES OPERATING EXPENSES			\$ (1,461,494)	\$ (1,461,494)	\$ (506,507)	\$ (457,930)	
TOTAL COMMUNITY AMENITIES OPERATING INCOME			\$ 468,673	\$ 488,673	\$ 365,821	\$ 391,785	



DETAILED OPERATING AND CAPITAL PROGRAMS

For the Period Ended 31 October 2016

	Responsible Officer	Account Number	Original Budget 30-Jun-2017	Amended Budget 30-Jun-2017	Budget YTD 31-Oct-2016	Actual YTD 31-Oct-2016	Variance Budget to Act YTD
PROGRAM 11 - RECREATION & CULTURE							
PUBLIC HALLS & CIVIC CENTRES							
Capital Expenditure							
Halls (PC) - Building Renewal	BLDG SRVR	51406.0252	\$ (5,000)	\$ (5,000)	\$ (1,667)	\$ -	
Plantagenet District Hall Upgrade	MGR COMM SVCS	50424.0252	\$ (255,981)	\$ (453,339)	\$ (80,981)	\$ (82,251)	
Narrikup Hall - Replace Windows	BLDG SRVR	51685.0252	\$ (2,000)	\$ (2,000)	\$ (2,000)	\$ -	
Total Capital Expenditure			\$ (262,981)	\$ (460,339)	\$ (84,648)	\$ (82,251)	
Capital Income							
Transfers from Reserve Funds	DCEO	41017.0486	\$ -	\$ -	\$ -	\$ -	
Grants & Contributions - District Hall Upgrade	MGR COMM SVCS	41018.0489	\$ 247,673	\$ 445,031	\$ 197,358	\$ 197,358	
Total Capital Income			\$ 247,673	\$ 445,031	\$ 197,358	\$ 197,358	
Operating Expenditure							
Building & Grounds (PC) - Building Maintenance	BLDG SRVR	20193.0010	\$ (20,000)	\$ (20,000)	\$ (6,667)	\$ (10,771)	
Building & Grounds (PC) - Building Operating	BLDG SRVR	20193.0011	\$ (45,000)	\$ (45,000)	\$ (23,400)	\$ (16,112)	
Building & Grounds (PC) - Grounds Maintenance	MGR WORKS	20193.0052	\$ (5,000)	\$ (5,000)	\$ (1,667)	\$ (6,357)	
Other Expenses - Maintenance Project Management	BLDG SRVR	20190.0368	\$ -	\$ -	\$ -	\$ -	
Other Expenses - Minor Furniture and Equipment	BLDG SRVR	20190.0085	\$ (2,000)	\$ (2,000)	\$ (667)	\$ -	
Other Expenses - Rocky Gully Hall	BLDG SRVR	20190.0360	\$ (2,000)	\$ (2,000)	\$ -	\$ -	
Other Expenses - Donations	DCEO	20190.0255	\$ (1,000)	\$ (1,000)	\$ (333)	\$ -	
Admin Services Allocation	ACCOUNTANT	20191.0308	\$ (38,034)	\$ (38,034)	\$ (12,678)	\$ (12,698)	
<i>Sub-total - Cash</i>			<i>\$ (113,034)</i>	<i>\$ (113,034)</i>	<i>\$ (45,411)</i>	<i>\$ (45,937)</i>	
Non Cash Expenses - Depreciation - Furniture & Fittings	ACCOUNTANT	20192.0034	\$ (1,000)	\$ (1,000)	\$ (333)	\$ (267)	
Non Cash Expenses - Depreciation - Land & Buildings	ACCOUNTANT	20192.0035	\$ (200,500)	\$ (200,500)	\$ (66,833)	\$ (64,138)	
Non Cash Expenses - Depreciation - Plant, Machinery & Equip	ACCOUNTANT	20192.0036	\$ -	\$ -	\$ -	\$ -	
Non Cash Expenses - Depreciation - Infrastructure	ACCOUNTANT	20192.0188	\$ (1,500)	\$ (1,500)	\$ (500)	\$ (500)	
Non Cash Expenses - Loss on Sale of Assets	ACCOUNTANT	20192.0078	\$ -	\$ -	\$ -	\$ -	
<i>Sub-total - Non Cash</i>			<i>\$ (203,000)</i>	<i>\$ (203,000)</i>	<i>\$ (67,667)</i>	<i>\$ (64,905)</i>	
Total Operating Expenditure			\$ (316,034)	\$ (316,034)	\$ (113,078)	\$ (110,842)	
Operating Income							
Other Revenue - Kamballup Hall	ACCOUNTANT	10109.0424	\$ 100	\$ 100	\$ 33	\$ -	
Other Revenue - Kendenup Hall	ACCOUNTANT	10109.0420	\$ 500	\$ 500	\$ 167	\$ 155	
Other Revenue - Narrikup Hall	ACCOUNTANT	10109.0421	\$ 200	\$ 200	\$ 67	\$ 309	
Other Revenue - Plantagenet District Hall	ACCOUNTANT	10109.0418	\$ 1,000	\$ 1,000	\$ 333	\$ 98	
Other Revenue - Porongurup Hall	ACCOUNTANT	10109.0423	\$ 500	\$ 500	\$ 167	\$ 702	
Other Revenue - Woogenellup Hall	ACCOUNTANT	10109.0425	\$ -	\$ -	\$ -	\$ -	
<i>Sub-total - Cash</i>			<i>\$ 2,300</i>	<i>\$ 2,300</i>	<i>\$ 767</i>	<i>\$ 1,263</i>	
Non Cash Revenue - Profit on Sale of Assets	ACCOUNTANT	10106.0106	\$ -	\$ -	\$ -	\$ -	
Total Operating Income			\$ 2,300	\$ 2,300	\$ 767	\$ 1,263	



DETAILED OPERATING AND CAPITAL PROGRAMS

For the Period Ended 31 October 2016

	Responsible Officer	Account Number	Original Budget 30-Jun-2017	Amended Budget 30-Jun-2017	Budget YTD 31-Oct-2016	Actual YTD 31-Oct-2016	Variance Budget to Act YTD
MOUNT BARKER SWIMMING POOL							
Capital Expenditure							
Swimming Pool (PC) - Building Renewal	BLDG SRVR	51407.0252	\$ (2,500)	\$ (2,500)	\$ (833)	\$ -	
HWS Timers	POOL MGR	51410.0252	\$ (1,000)	\$ (1,000)	\$ -	\$ -	
Renew / Replace Shade Structures	POOL MGR	50427.0252	\$ (2,998)	\$ (2,998)	\$ -	\$ -	
Replace Chlorination Equipment	POOL MGR	51686.0252	\$ (7,000)	\$ (7,000)	\$ (7,000)	\$ (7,403)	
Total Capital Expenditure			\$ (13,498)	\$ (13,498)	\$ (7,833)	\$ (7,403)	
Capital Income							
Grants & Contributions - Swimming Pool	MGR COMM SVCS	41040.0450	\$ -	\$ -	\$ -	\$ -	
Total Capital Income			\$ -	\$ -	\$ -	\$ -	
Operating Expenditure							
Employee Costs - Conferences & Training	POOL MGR	20194.0029	\$ (3,500)	\$ (3,500)	\$ (1,167)	\$ (1,542)	
Employee Costs - Salaries	POOL MGR	20194.0130	\$ (150,654)	\$ (150,654)	\$ (52,149)	\$ (42,200)	
Employee Costs - Superannuation	POOL MGR	20194.0141	\$ (20,215)	\$ (20,215)	\$ (6,998)	\$ (6,615)	
Employee Costs - Uniforms, Clothing & Accessories	POOL MGR	20194.0266	\$ (1,200)	\$ (1,200)	\$ (400)	\$ (800)	
Employee Costs - Workers Compensation Insurance	DCEO	20194.0043	\$ (4,896)	\$ (4,896)	\$ (4,896)	\$ (2,202)	
Other Expenses - Professional Services	MGR COMM SVCS	20196.0030	\$ (11,500)	\$ (11,500)	\$ (11,500)	\$ (11,598)	
Other Expenses - Kiosk Supplies	POOL MGR	20196.0295	\$ (15,000)	\$ (15,000)	\$ (5,000)	\$ -	
Other Expenses - Minor Furniture & Equipment Purchases	POOL MGR	20196.0085	\$ (5,500)	\$ (5,500)	\$ (1,833)	\$ (207)	
Other Expenses - Other Operating Costs	POOL MGR	20196.0312	\$ (5,000)	\$ (5,000)	\$ (1,667)	\$ (1,326)	
Building & Grounds (PC) - Building Maintenance	POOL MGR	20199.0010	\$ (6,000)	\$ (6,000)	\$ (2,000)	\$ (2,745)	
Building & Grounds (PC) - Building Operating	POOL MGR	20199.0011	\$ (40,000)	\$ (40,000)	\$ (20,800)	\$ (4,854)	
Building & Grounds (PC) - Grounds Maintenance	POOL MGR	20199.0052	\$ (2,500)	\$ (2,500)	\$ (833)	\$ (15)	
Admin Services Allocation	ACCOUNTANT	20197.0308	\$ (43,435)	\$ (43,435)	\$ (14,478)	\$ (14,501)	
<i>Sub-total - Cash</i>			\$ (309,400)	\$ (309,400)	\$ (123,721)	\$ (88,605)	
Non Cash Expenses - Depreciation - Furniture & Fittings	ACCOUNTANT	20198.0034	\$ (7,500)	\$ (7,500)	\$ (2,500)	\$ (2,400)	
Non Cash Expenses - Depreciation - Land & Buildings	ACCOUNTANT	20198.0035	\$ (6,000)	\$ (6,000)	\$ (2,000)	\$ (1,913)	
Non Cash Expenses - Depreciation - Plant, Machinery & Equip	ACCOUNTANT	20198.0036	\$ (5,000)	\$ (5,000)	\$ (1,667)	\$ (2,000)	
Non Cash Expenses - Depreciation - Infrastructure	ACCOUNTANT	20198.0188	\$ (112,500)	\$ (112,500)	\$ (37,500)	\$ (37,775)	
Non Cash Expenses - Annual Leave Accrual	ACCOUNTANT	20198.0309	\$ (514)	\$ (514)	\$ (171)	\$ -	
Non Cash Expenses - Long Service Leave Accrual	ACCOUNTANT	20198.0310	\$ (1,719)	\$ (1,719)	\$ (573)	\$ -	
Non Cash Expenses - Loss on Sale of Assets	ACCOUNTANT	20198.0078	\$ -	\$ -	\$ -	\$ -	
<i>Sub-total - Non Cash</i>			\$ (133,233)	\$ (133,233)	\$ (44,411)	\$ (44,089)	
Total Operating Expenditure			\$ (442,633)	\$ (442,633)	\$ (168,132)	\$ (132,694)	



DETAILED OPERATING AND CAPITAL PROGRAMS

For the Period Ended 31 October 2016

	Responsible Officer	Account Number	Original Budget 30-Jun-2017	Amended Budget 30-Jun-2017	Budget YTD 31-Oct-2016	Actual YTD 31-Oct-2016	Variance Budget to Act YTD
Operating Income							
Grant Income Subsidy - Operating Grant	POOL MGR	11100.0089	\$ 32,000	\$ 32,000	\$ -	\$ -	
Other Revenue - Entry Fees	POOL MGR	10113.0044	\$ 25,000	\$ 25,000	\$ -	\$ -	
Other Revenue - Facilities Hire	POOL MGR	10113.0046	\$ 1,000	\$ 1,000	\$ 333	\$ -	
Other Revenue - Other Fees & Charges	POOL MGR	10113.0248	\$ -	\$ -	\$ -	\$ -	
Other Revenue - Kiosk Sales	POOL MGR	10113.0238	\$ 20,000	\$ 20,000	\$ -	\$ -	
Other Revenue - Season passes	POOL MGR	10113.0136	\$ 17,000	\$ 17,000	\$ 2,833	\$ -	
<i>Sub-total - Cash</i>			\$ 95,000	\$ 95,000	\$ 3,167	\$ -	
Non Cash Revenue - Profit on Sale of Assets	ACCOUNTANT	10110.0106	\$ -	\$ -	\$ -	\$ -	
Total Operating Income			\$ 95,000	\$ 95,000	\$ 3,167	\$ -	
<i>Operating Surplus / Deficit</i>			\$ (347,633)	\$ (347,633)	\$ (164,966)	\$ (132,694)	



DETAILED OPERATING AND CAPITAL PROGRAMS

For the Period Ended 31 October 2016

	Responsible Officer	Account Number	Original Budget 30-Jun-2017	Amended Budget 30-Jun-2017	Budget YTD 31-Oct-2016	Actual YTD 31-Oct-2016	Variance Budget to Act YTD
REC.CENTRE							
Capital Expenditure							
Gym & Other Equipment	MGR COMM SVCS	51111.0006	\$ (10,000)	\$ (10,000)	\$ -	\$ -	
Total Capital Expenditure			\$ (10,000)	\$ (10,000)	\$ -	\$ -	
Capital Income							
Sale of Equipment	MGR COMM SVCS	41111.0105	\$ -	\$ -	\$ -	\$ -	
Total Capital Income			\$ -	\$ -	\$ -	\$ -	
Operating Expenditure							
Employee Costs - Conferences & Training	REC CTR MGR	21100.0029	\$ (3,000)	\$ (4,300)	\$ (1,433)	\$ (398)	
Employee Costs - Salaries	REC CTR MGR	21100.0130	\$ (202,539)	\$ (202,539)	\$ (70,110)	\$ (51,035)	
Employee Costs - Superannuation	REC CTR MGR	21100.0141	\$ (25,925)	\$ (25,925)	\$ (8,974)	\$ (5,747)	
Employee Costs - Uniforms, Clothing & Accessories	REC CTR MGR	21100.0266	\$ (2,000)	\$ (2,000)	\$ (667)	\$ (298)	
Employee Costs - Workers Compensation Insurance	DCEO	21100.0043	\$ (7,583)	\$ (7,583)	\$ (7,583)	\$ (3,411)	
Employee Costs - Telephone	REC CTR MGR	21101.0144	\$ (2,500)	\$ (2,500)	\$ (833)	\$ (635)	
Other Expenses - Courses & Programs	REC CTR MGR	21102.0298	\$ (8,000)	\$ (8,000)	\$ (2,667)	\$ (1,777)	
Other Expenses - Kiosk Supplies	REC CTR MGR	21102.0295	\$ (10,000)	\$ (10,000)	\$ (3,333)	\$ (477)	
Other Expenses - Minor Furniture & Equipment Purchases	REC CTR MGR	21102.0085	\$ (5,000)	\$ (5,000)	\$ (1,667)	\$ (874)	
Other Expenses - Other Operating Costs	REC CTR MGR	21102.0312	\$ (15,000)	\$ (15,000)	\$ (5,000)	\$ (4,040)	
Other Expenses - School Holiday Programs	REC CTR MGR	21102.0299	\$ (2,000)	\$ (2,000)	\$ (667)	\$ -	
Building & Grounds (PC) - Building Maintenance	REC CTR MGR	21104.0010	\$ (12,000)	\$ (12,000)	\$ (4,000)	\$ (4,705)	
Building & Grounds (PC) - Building Operating	BLDG SRVR	21104.0011	\$ (30,000)	\$ (30,000)	\$ (15,600)	\$ (10,502)	
Building & Grounds (PC) - Grounds Maintenance	REC CTR MGR	21104.0052	\$ (1,000)	\$ (1,000)	\$ (333)	\$ -	
Building & Grounds - Building Renewal Projects	MGR COMM SVCS	21104.0252	\$ (34,500)	\$ (34,500)	\$ (11,500)	\$ -	
Admin Services Allocation	ACCOUNTANT	21103.0308	\$ (49,089)	\$ (49,089)	\$ (16,363)	\$ (16,389)	
<i>Sub-total - Cash</i>			<i>\$ (410,136)</i>	<i>\$ (411,436)</i>	<i>\$ (150,730)</i>	<i>\$ (100,287)</i>	
Non Cash Expenses - Amortisation	ACCOUNTANT	21105.0297	\$ -	\$ -	\$ -	\$ -	
Non Cash Expenses - Depreciation - Furniture & Fittings	ACCOUNTANT	21105.0034	\$ (14,000)	\$ (14,000)	\$ (4,667)	\$ (3,160)	
Non Cash Expenses - Depreciation - Land & Buildings	ACCOUNTANT	21105.0035	\$ -	\$ -	\$ -	\$ -	
Non Cash Expenses - Depreciation - Plant, Machinery & Equip	ACCOUNTANT	21105.0036	\$ -	\$ -	\$ -	\$ -	
Non Cash Expenses - Annual Leave Accrual	ACCOUNTANT	21105.0309	\$ (2,069)	\$ (2,069)	\$ (690)	\$ -	
Non Cash Expenses - Long Service Leave Accrual	ACCOUNTANT	21105.0310	\$ (1,257)	\$ (1,257)	\$ (419)	\$ -	
Non Cash Expenses - Loss on Sale of Assets	ACCOUNTANT	21105.0078	\$ -	\$ -	\$ -	\$ -	
<i>Sub-total - Non Cash</i>			<i>\$ (17,326)</i>	<i>\$ (17,326)</i>	<i>\$ (5,775)</i>	<i>\$ (3,160)</i>	
Total Operating Expenditure			\$ (427,462)	\$ (428,762)	\$ (156,505)	\$ (103,447)	



DETAILED OPERATING AND CAPITAL PROGRAMS

For the Period Ended 31 October 2016

	Responsible Officer	Account Number	Original Budget 30-Jun-2017	Amended Budget 30-Jun-2017	Budget YTD 31-Oct-2016	Actual YTD 31-Oct-2016	Variance Budget to Act YTD
Operating Income							
Other Income - Entry Fees	REC CTR MGR	11101.0044	\$ 30,000	\$ 30,000	\$ 10,000	\$ 7,613	
Other Income - Facilities Hire	REC CTR MGR	11101.0046	\$ 6,000	\$ 6,000	\$ 2,000	\$ 202	
Other Income - Kiosk Sales	REC CTR MGR	11101.0238	\$ 10,000	\$ 10,000	\$ 3,333	\$ 1,018	
Other Income - Membership Fees	REC CTR MGR	11101.0410	\$ 65,000	\$ 65,000	\$ 21,667	\$ 24,421	
Other Income - Other Operating Income	REC CTR MGR	11101.0232	\$ 2,500	\$ 2,500	\$ 833	\$ 1,617	
Other Income - Other Programs and Courses	REC CTR MGR	11101.0477	\$ 5,000	\$ 5,000	\$ 1,667	\$ 600	
Grant Income - Active After School	REC CTR MGR	11108.0178	\$ -	\$ 1,300	\$ -	\$ -	
Reimbursements - Education Dep't	REC CTR MGR	11102.0227	\$ 33,771	\$ 33,771	\$ 8,443	\$ 8,618	
<i>Sub-total - Cash</i>			\$ 152,271	\$ 153,571	\$ 47,943	\$ 44,089	
Non Cash Revenue Recreation Centre - Profit on Sale of Assets	ACCOUNTANT	10115.0106	\$ -	\$ -	\$ -	\$ -	
Total Operating Income			\$ 152,271	\$ 153,571	\$ 47,943	\$ 44,089	
<i>Operating Surplus / Deficit</i>			\$ (275,191)	\$ (275,191)	\$ (108,562)	\$ (59,358)	
PARKS & RECREATION GROUNDS							
Capital Expenditure							
Sounness Park - Land Purchase (Demon Downs Payment)	MGR COMM SVCS	51475.0251	\$ (43,125)	\$ (43,125)	\$ (43,125)	\$ (43,125)	
Centenary Park - We Remember Them Memorial Park	MGR WORKS	51511.0251	\$ (28,800)	\$ (28,800)	\$ (4,800)	\$ -	
Sounness Park - Playground Equipment	MGR WORKS	51609.0251	\$ (2,169)	\$ (1,969)	\$ (328)	\$ -	
Frost Park and Demon Downs - Construct Dams	MGR WORKS	51567.0251	\$ (87,460)	\$ (87,460)	\$ -	\$ -	
Pump Shed - Government Dam	MGR WORKS	50428.0251	\$ (5,000)	\$ (5,000)	\$ (833)	\$ -	
Wilson Park - Nature Playground - Irrigation	MGR WORKS	50429.0251	\$ (5,000)	\$ (5,000)	\$ (833)	\$ -	
Kendenup Agricultural Grounds - Development	MGR DEV SVCS	51649.0251	\$ (4,226)	\$ (45,150)	\$ (45,150)	\$ (45,150)	
Sounness Park - Floor Cleaner	BLDG SRVR	51651.0006	\$ (3,800)	\$ (3,800)	\$ (3,800)	\$ (3,150)	
Frost Park - Building Upgrade Stage 1	BLDG SRVR	51691.0251	\$ (80,000)	\$ (80,000)	\$ (20,000)	\$ -	
Kendenup Playgroup - Retaining Wall	BLDG SRVR	51692.0251	\$ (5,000)	\$ (5,000)	\$ -	\$ -	
Mount Barker Tennis Courts - Hit Up Wall	MGR WORKS	51693.0251	\$ (12,000)	\$ (12,000)	\$ -	\$ -	
Total Capital Expenditure			\$ (276,580)	\$ (317,304)	\$ (118,870)	\$ (91,425)	
Capital Income							
Principal Repayments - Loan No 91 - Mount Barker Golf Club (SS)	ACCOUNTANT	41121.0388	\$ 23,370	\$ 23,370	\$ -	\$ -	
Transfers from Reserve Funds	DCEO	41127.0486	\$ 80,000	\$ 80,000	\$ -	\$ -	
Transfers from Trust Funds	DCEO	41122.0243	\$ 50,000	\$ 50,000	\$ -	\$ -	
Grants - Storm Water Harvesting - Frost Park	MGR COMM SVCS	41120.0203	\$ 20,881	\$ 20,881	\$ -	\$ -	
Grants - We Remember Them Memorial Park	MGR COMM SVCS	41120.0489	\$ 32,353	\$ 32,353	\$ -	\$ -	
Grants - Kendenup Agricultural Grounds Development	MGR DEV SVCS	41120.0450	\$ 48,000	\$ 48,000	\$ 48,000	\$ 48,000	
Total Capital Income			\$ 254,604	\$ 254,604	\$ 48,000	\$ 48,000	



DETAILED OPERATING AND CAPITAL PROGRAMS

For the Period Ended 31 October 2016

	Responsible Officer	Account Number	Original Budget 30-Jun-2017	Amended Budget 30-Jun-2017	Budget YTD 31-Oct-2016	Actual YTD 31-Oct-2016	Variance Budget to Act YTD
Operating Expenditure							
Building Mtce (PC) - Building Maintenance	BLDG SRVR	20211.0010	\$ (40,000)	\$ (40,000)	\$ (13,333)	\$ (15,393)	
Building Mtce (PC) - Building Operating	BLDG SRVR	20211.0011	\$ (65,000)	\$ (65,000)	\$ (33,800)	\$ (23,003)	
Parks Mtce (PC) - Facilities Maintenance	MGR WORKS	20212.0047	\$ (430,000)	\$ (430,000)	\$ (143,333)	\$ (132,388)	
Parks Mtce (PC) - Facilities Operating	MGR WORKS	20212.0048	\$ (25,000)	\$ (25,000)	\$ (8,333)	\$ (5,694)	
Other Expenses - Donations	DCEO	20208.0255	\$ (5,650)	\$ (5,650)	\$ (1,883)	\$ (2,600)	
Other Expenses - Professional Services	MGR COMM SVCS	20208.0030	\$ -	\$ -	\$ -	\$ -	
Admin Services Allocation	ACCOUNTANT	20209.0308	\$ (56,371)	\$ (56,371)	\$ (18,790)	\$ (18,819)	
<i>Sub-total - Cash</i>			\$ (622,021)	\$ (622,021)	\$ (219,474)	\$ (197,896)	
Non Cash Expenses - Depreciation - Furniture & Fittings	ACCOUNTANT	20210.0034	\$ (1,000)	\$ (1,000)	\$ (333)	\$ -	
Non Cash Expenses - Depreciation - Land & Buildings	ACCOUNTANT	20210.0035	\$ (265,000)	\$ (265,000)	\$ (88,333)	\$ (94,069)	
Non Cash Expenses - Depreciation - Plant, Machinery & Equip	ACCOUNTANT	20210.0036	\$ -	\$ -	\$ -	\$ -	
Non Cash Expenses - Depreciation - Infrastructure	ACCOUNTANT	20210.0188	\$ (180,000)	\$ (180,000)	\$ (65,000)	\$ (66,607)	
Non Cash Expenses - Annual Leave Accrual	ACCOUNTANT	20210.0309	\$ -	\$ -	\$ -	\$ -	
Non Cash Expenses - Long Service Leave Accrual	ACCOUNTANT	20210.0310	\$ -	\$ -	\$ -	\$ -	
Non Cash Expenses - Loss on Sale of Assets	ACCOUNTANT	20210.0078	\$ -	\$ -	\$ -	\$ -	
<i>Sub-total - Non Cash</i>			\$ (446,000)	\$ (446,000)	\$ (153,667)	\$ (160,677)	
Total Operating Expenditure			\$ (1,068,021)	\$ (1,068,021)	\$ (373,140)	\$ (358,573)	
Operating Income							
Reimbursements - Other	DCEO	10118.0229	\$ 3,000	\$ 3,000	\$ 1,000	\$ 1,953	
Contributions - Other Contributions	DCEO	10119.0200	\$ -	\$ -	\$ -	\$ -	
Other Revenue - Facilities Hire	DCEO	10120.0046	\$ -	\$ -	\$ -	\$ 2,605	
Other Revenue - Frost Park	DCEO	10120.0426	\$ 7,000	\$ 7,000	\$ 2,333	\$ 4,312	
Other Revenue - Sounness Park	DCEO	10120.0427	\$ 5,000	\$ 5,000	\$ 1,667	\$ -	
Financial Income - Loan No 86 - Mount Barker Golf Club (SS)	ACCOUNTANT	11103.0329	\$ -	\$ -	\$ -	\$ -	
Financial Income - Loan No 91 - Mount Barker Golf Club (SS)	ACCOUNTANT	11103.0388	\$ 3,567	\$ 3,567	\$ -	\$ (135)	
<i>Sub-total - Cash</i>			\$ 18,567	\$ 18,567	\$ 5,000	\$ 8,735	
Non Cash Revenue - Profit on Sale of Assets	ACCOUNTANT	10117.0106	\$ -	\$ -	\$ -	\$ -	
Total Operating Income			\$ 18,567	\$ 18,567	\$ 5,000	\$ 8,735	
Borrowing Costs							
Principal Repayments							
Principal Repayments - Loan 94 - Sounness Park	ACCOUNTANT	51152.0467	\$ (34,740)	\$ (34,740)	\$ -	\$ -	
Total Principal Repayments			\$ (34,740)	\$ (34,740)	\$ -	\$ -	
Operating Expenditure							
Financial Expenses - Loan 94 - Sounness Park	ACCOUNTANT	20207.0467	\$ (12,154)	\$ (12,154)	\$ -	\$ (303)	
Total Operating Expenditure			\$ (12,154)	\$ (12,154)	\$ -	\$ (303)	



DETAILED OPERATING AND CAPITAL PROGRAMS

For the Period Ended 31 October 2016

	Responsible Officer	Account Number	Original Budget 30-Jun-2017	Amended Budget 30-Jun-2017	Budget YTD 31-Oct-2016	Actual YTD 31-Oct-2016	Variance Budget to Act YTD
LIBRARY SERVICES							
Mount Barker Library & Art Gallery							
Capital Expenditure							
Building Renewal (PC)	BLDG SRVR	50406.0252	\$ (5,000)	\$ (5,000)	\$ (1,667)	\$ (562)	
Total Capital Expenditure			\$ (5,000)	\$ (5,000)	\$ (1,667)	\$ (562)	
Operating Expenditure							
Employee Costs - Conferences & Training	LIBRARIAN	20213.0029	\$ (2,000)	\$ (2,000)	\$ (667)	\$ (159)	
Employee Costs - Salaries	LIBRARIAN	20213.0130	\$ (118,596)	\$ (118,596)	\$ (41,052)	\$ (41,430)	
Employee Costs - Superannuation	LIBRARIAN	20213.0141	\$ (13,894)	\$ (13,894)	\$ (4,809)	\$ (4,785)	
Employee Costs - Uniforms, Clothing & Accessories	LIBRARIAN	20213.0266	\$ (1,200)	\$ (1,200)	\$ (400)	\$ (193)	
Employee Costs - Workers Compensation Insurance	DCEO	20213.0043	\$ (3,854)	\$ (3,854)	\$ (3,854)	\$ (1,734)	
Office Expenses - Advertising	LIBRARIAN	20214.0003	\$ (1,000)	\$ (1,000)	\$ (333)	\$ (86)	
Office Expenses - Office Equipment Maintenance	LIBRARIAN	20214.0268	\$ (2,500)	\$ (2,500)	\$ (833)	\$ (1,065)	
Office Expenses - Software Support Contracts	LIBRARIAN	20214.0270	\$ (12,000)	\$ (12,000)	\$ (7,636)	\$ (210)	
Office Expenses - Printing & Stationery	LIBRARIAN	20214.0103	\$ (3,000)	\$ (3,000)	\$ (1,000)	\$ (355)	
Office Expenses - Telephone	LIBRARIAN	20214.0144	\$ (4,000)	\$ (4,000)	\$ (1,333)	\$ (1,184)	
Other Expenses - Insurances	LIBRARIAN	20215.0064	\$ (500)	\$ (500)	\$ (500)	\$ (186)	
Other Expenses - Regional Library Services	LIBRARIAN	20215.0170	\$ (1,500)	\$ (1,500)	\$ (500)	\$ -	
Other Expenses - Art Restoration	LIBRARIAN	20215.0177	\$ (5,000)	\$ (5,000)	\$ (1,667)	\$ -	
Other Expenses - Local Collection	LIBRARIAN	20215.0369	\$ (1,000)	\$ (1,000)	\$ (333)	\$ (867)	
Other Expenses - Minor Furniture & Equipment Purchases	LIBRARIAN	20215.0085	\$ (5,000)	\$ (5,000)	\$ (1,667)	\$ -	
Other Expenses - Library Programs	LIBRARIAN	20215.0298	\$ (8,500)	\$ (8,500)	\$ (2,833)	\$ (1,847)	
Other Expenses - Other Operating Costs	LIBRARIAN	20215.0312	\$ (5,000)	\$ (5,000)	\$ (1,667)	\$ (865)	
Building & Grounds (PC) - Building Maintenance	BLDG SRVR	20218.0010	\$ (10,000)	\$ (10,000)	\$ (3,333)	\$ (1,235)	
Building & Grounds (PC) - Building Operating	BLDG SRVR	20218.0011	\$ (22,000)	\$ (22,000)	\$ (11,440)	\$ (13,452)	
Building & Grounds (PC) - Grounds Maintenance	MGR WORKS	20218.0052	\$ (2,500)	\$ (2,500)	\$ (833)	\$ (551)	
Admin Services Allocation	ACCOUNTANT	20216.0308	\$ (76,789)	\$ (76,789)	\$ (25,596)	\$ (25,635)	
<i>Sub-total - Cash</i>			\$ (299,833)	\$ (299,833)	\$ (112,289)	\$ (95,839)	
Non Cash Expenses - Depreciation - Furniture & Fittings	ACCOUNTANT	20217.0034	\$ (12,500)	\$ (12,500)	\$ (4,167)	\$ (1,923)	
Non Cash Expenses - Depreciation - Land & Buildings	ACCOUNTANT	20217.0035	\$ -	\$ -	\$ -	\$ -	
Non Cash Expenses - Depreciation - Plant & Equipment	ACCOUNTANT	20217.0036	\$ -	\$ -	\$ -	\$ -	
Non Cash Expenses - Annual Leave Accrual	ACCOUNTANT	20217.0309	\$ (2,583)	\$ (2,583)	\$ (861)	\$ -	
Non Cash Expenses - Long Service Leave Accrual	ACCOUNTANT	20217.0310	\$ (660)	\$ (660)	\$ (220)	\$ -	
Non Cash Expenses - Loss on Sale of Assets	ACCOUNTANT	20217.0078	\$ -	\$ -	\$ -	\$ -	
<i>Sub-total - Non Cash</i>			\$ (15,743)	\$ (15,743)	\$ (5,248)	\$ (1,923)	
Total Operating Expenditure			\$ (315,576)	\$ (315,576)	\$ (117,536)	\$ (97,762)	



DETAILED OPERATING AND CAPITAL PROGRAMS

For the Period Ended 31 October 2016

	Responsible Officer	Account Number	Original Budget 30-Jun-2017	Amended Budget 30-Jun-2017	Budget YTD 31-Oct-2016	Actual YTD 31-Oct-2016	Variance Budget to Act YTD
Operating Income							
Contributions - Other Contributions	LIBRARIAN	10123.0200	\$ -	\$ -	\$ -	\$ 1,150	
Other Revenue - Fines & Penalties	LIBRARIAN	10124.0049	\$ 1,000	\$ 1,000	\$ 333	\$ 207	
Other Revenue - Photocopying	LIBRARIAN	10124.0100	\$ 2,000	\$ 2,000	\$ 667	\$ 1,075	
Other Revenue - Other Fees & Charges	LIBRARIAN	10124.0248	\$ 500	\$ 500	\$ 167	\$ 350	
<i>Sub-total - Cash</i>			\$ 3,500	\$ 3,500	\$ 1,167	\$ 2,782	
Non Cash Revenue - Profit on Sale of Assets	ACCOUNTANT	10121.0106	\$ -	\$ -	\$ -	\$ -	
Total Operating Income			\$ 3,500	\$ 3,500	\$ 1,167	\$ 2,782	
<i>Operating Surplus / Deficit</i>			\$ (312,076)	\$ (312,076)	\$ (116,370)	\$ (94,979)	
OTHER RECREATION & CULTURE							
Capital Expenditure							
Recreation & Cultural Buildings (PC) - Building Renewal	BLDG SRVR	50407.0252	\$ (10,000)	\$ (10,000)	\$ (3,333)	\$ -	
Museum Complex - Replace Shingle Roofs	BLDG SRVR	51535.0252	\$ -	\$ -	\$ -	\$ -	
Community Recreation Centre - New Eaves to Rear of Building	BLDG SRVR	50433.0252	\$ (4,500)	\$ (4,500)	\$ (1,500)	\$ -	
Total Capital Expenditure			\$ (14,500)	\$ (14,500)	\$ (4,833)	\$ -	
Operating Expenditure							
Employee Costs - Salaries	MGR COMM SVCS	20220.0130	\$ (38,589)	\$ (38,589)	\$ (13,358)	\$ (10,428)	
Employee Costs - Superannuation	MGR COMM SVCS	20220.0141	\$ (4,390)	\$ (4,390)	\$ (1,520)	\$ (1,345)	
Other Expenses - Community Programs	MGR COMM SVCS	20221.0356	\$ (10,000)	\$ (10,000)	\$ (3,333)	\$ (1,433)	
Other Expenses - Donations	DCEO	20221.0255	\$ (22,186)	\$ (22,186)	\$ (22,186)	\$ (17,858)	
Other Expenses - Other Operating Costs	MGR COMM SVCS	20221.0312	\$ (2,000)	\$ (2,000)	\$ (667)	\$ -	
Other Expenses - Club Development Program	MGR COMM SVCS	20221.0354	\$ -	\$ -	\$ -	\$ -	
Other Expenses - Kidsport Program	MGR COMM SVCS	20221.0397	\$ (57,835)	\$ (52,098)	\$ (19,366)	\$ (3,375)	
Building & Grounds (PC) - Building Maintenance	BLDG SRVR	21111.0010	\$ (10,000)	\$ (10,000)	\$ (3,333)	\$ (350)	
Building & Grounds (PC) - Building Operating	BLDG SRVR	21111.0011	\$ (22,000)	\$ (55,000)	\$ (41,800)	\$ (42,363)	
Building & Grounds (PC) - Grounds Maintenance	MGR WORKS	21111.0052	\$ (1,000)	\$ (1,000)	\$ (333)	\$ -	
Admin Services Allocation	ACCOUNTANT	20222.0308	\$ (25,603)	\$ (25,603)	\$ (8,534)	\$ (8,547)	
<i>Sub-total - Cash</i>			\$ (193,603)	\$ (220,866)	\$ (114,430)	\$ (85,699)	
Non Cash Expenses - Depreciation - Furniture & Fittings	ACCOUNTANT	20223.0034	\$ -	\$ -	\$ -	\$ -	
Non Cash Expenses - Depreciation - Land & Buildings	ACCOUNTANT	20223.0035	\$ (275,000)	\$ (275,000)	\$ (91,667)	\$ (91,864)	
Non Cash Expenses - Depreciation - Plant & Equipment	ACCOUNTANT	20223.0036	\$ -	\$ -	\$ -	\$ -	
Non Cash Expenses - Depreciation - Infrastructure	ACCOUNTANT	20223.0188	\$ (22,800)	\$ (22,800)	\$ (7,600)	\$ (9,950)	
Non Cash Expenses - Loss on Sale of Assets	ACCOUNTANT	20223.0078	\$ -	\$ -	\$ -	\$ -	
<i>Sub-total - Non Cash</i>			\$ (297,800)	\$ (297,800)	\$ (99,267)	\$ (101,814)	
Total Operating Expenditure			\$ (491,403)	\$ (518,666)	\$ (213,697)	\$ (187,513)	



DETAILED OPERATING AND CAPITAL PROGRAMS

For the Period Ended 31 October 2016

	Responsible Officer	Account Number	Original Budget 30-Jun-2017	Amended Budget 30-Jun-2017	Budget YTD 31-Oct-2016	Actual YTD 31-Oct-2016	Variance Budget to Act YTD
Operating Income							
Grant Income - Sport and Recreation Grants	MGR COMM SVCS	10126.0272	\$ -	\$ -	\$ -	\$ -	
Grant Income - Kidsport Program	MGR COMM SVCS	10126.0397	\$ 50,000	\$ 50,000	\$ -	\$ -	
Contributions - Other Contributions	ACCOUNTANT	10127.0200	\$ -	\$ -	\$ -	\$ -	
Reimbursements - Club Development Officer Program	MGR COMM SVCS	11109.0354	\$ 25,000	\$ 25,000	\$ 25,000	\$ 25,000	
Reimbursements - Other	MGR COMM SVCS	11109.0229	\$ -	\$ -	\$ -	\$ -	
Other Income - Lease Rental	ACCOUNTANT	11106.0230	\$ 1,105	\$ 1,105	\$ 368	\$ -	
<i>Sub-total - Cash</i>			\$ 76,105	\$ 76,105	\$ 25,368	\$ 25,000	
Non Cash Revenue - Profit on Sale of Assets	ACCOUNTANT	10125.0106	\$ -	\$ -	\$ -	\$ -	
Total Operating Income			\$ 76,105	\$ 76,105	\$ 25,368	\$ 25,000	
Principal Repayments							
Principal Repayments - Loan No 91 - MB Golf Club (SS)	ACCOUNTANT	51123.0388	\$ (23,370)	\$ (23,370)	\$ -	\$ -	
Total Principal Repayments			\$ (23,370)	\$ (23,370)	\$ -	\$ -	
Operating Expenditure							
Financial Expenses - Loan No 91 - MB Golf Club (SS)	ACCOUNTANT	21112.0388	\$ (3,567)	\$ (3,567)	\$ -	\$ (94)	
Total Operating Expenditure			\$ (3,567)	\$ (3,567)	\$ -	\$ (94)	
TOTAL RECREATION AND CULTURE CAPITAL EXPENSES			\$ (582,559)	\$ (820,641)	\$ (217,851)	\$ (181,641)	
TOTAL RECREATION AND CULTURE CAPITAL INCOME			\$ 502,277	\$ 699,635	\$ 245,358	\$ 245,358	
TOTAL RECREATION AND CULTURE OPERATING EXPENSES			\$ (3,076,850)	\$ (3,105,413)	\$ (1,142,089)	\$ (991,227)	
TOTAL RECREATION AND CULTURE OPERATING INCOME			\$ 347,743	\$ 349,043	\$ 83,411	\$ 81,869	



DETAILED OPERATING AND CAPITAL PROGRAMS

For the Period Ended 31 October 2016

	Responsible Officer	Account Number	Original Budget 30-Jun-2017	Amended Budget 30-Jun-2017	Budget YTD 31-Oct-2016	Actual YTD 31-Oct-2016	Variance Budget to Act YTD
PROGRAM 12 - TRANSPORT							
ROAD CONSTRUCTION							
Capital Expenditure							
Regional Road Group							
Carbarup Road - SLK 0.00 to 3.00	MGR WORKS	51652.0250	\$ (333,000)	\$ (333,000)	\$ -	\$ -	
Porongurup Road - SLK 8.20 to 17.21	MGR WORKS	51653.0250	\$ (227,690)	\$ (227,690)	\$ -	\$ -	
			\$ (560,690)	\$ (560,690)	\$ -	\$ -	
BLACKSPOT (FEDERAL)							
O'Neill Rd - Albany Hwy - Slip Lane	MGR WORKS	51612.0250	\$ (44,220)	\$ (44,220)	\$ -	\$ -	
Lake Matilda Rd - Red Gum Pass Road - Intersection	MGR WORKS	51654.0250	\$ (91,420)	\$ (91,420)	\$ (20,000)	\$ (20,141)	
Jutland / Fisher Road Intersection - Intersection	MGR WORKS	51655.0250	\$ (68,421)	\$ (68,421)	\$ -	\$ -	
			\$ (204,061)	\$ (204,061)	\$ (20,000)	\$ (20,141)	
BLACKSPOT (STATE)							
Deane Street / Oatlands Road - Intersection	MGR WORKS	51656.0250	\$ (124,127)	\$ (124,127)	\$ -	\$ -	
			\$ (124,127)	\$ (124,127)	\$ -	\$ -	
COMMODITY ROUTE FUNDING							
Takalarup Road - SLK 8.84 to 14.55	MGR WORKS	51657.0250	\$ (193,107)	\$ (202,500)	\$ -	\$ -	
			\$ (193,107)	\$ (202,500)	\$ -	\$ -	
Roads to Recovery							
Ormond Road- SLK 0.00 to 1.09	MGR WORKS	51616.0250	\$ (1,963)	\$ (1,963)	\$ (327)	\$ -	
Ingoldby Street - SLK 0.00 to 0.96	MGR WORKS	51617.0250	\$ (1,090)	\$ (1,090)	\$ -	\$ -	
Moorilup Road - Entire length	MGR WORKS	51620.0250	\$ (32,623)	\$ (32,623)	\$ -	\$ -	
The Springs Road - SLK 8.00 to 16.23	MGR WORKS	51623.0250	\$ (66,614)	\$ (66,614)	\$ -	\$ -	
Perillup Road - SLK 9.40 to 12.45	MGR WORKS	51631.0250	\$ (46,306)	\$ (46,306)	\$ -	\$ -	
O'Neill Rd - Albany Hwy - Slip Lane	MGR WORKS	51650.0250	\$ (31,259)	\$ (31,259)	\$ -	\$ -	
Ingoldby Street - SLK 0.96 to 1.35	MGR WORKS	51658.0250	\$ (21,300)	\$ (21,300)	\$ -	\$ -	
Martin Street - SLK 0.00 to 0.28	MGR WORKS	51659.0250	\$ (14,600)	\$ (14,600)	\$ -	\$ -	
Chauvel Road - SLK 2.50 to 5.30	MGR WORKS	51660.0250	\$ (126,005)	\$ (126,005)	\$ -	\$ -	
Rogers Road - SLK 0.00 to 2.99	MGR WORKS	51661.0250	\$ (37,500)	\$ (37,500)	\$ -	\$ (596)	
Barrow Road - SLK 11.00 to 14.91	MGR WORKS	51662.0250	\$ (38,546)	\$ (38,546)	\$ -	\$ -	
Surrey Downs Road - SLK 0.00 to 4.63	MGR WORKS	51663.0250	\$ (30,000)	\$ (30,000)	\$ -	\$ -	
Hay River Road - SLK 5.00 to 8.48	MGR WORKS	51664.0250	\$ (60,000)	\$ (60,000)	\$ -	\$ (837)	
Hassell Street (South End) - SLK 2.00 to 2.24	MGR WORKS	51665.0250	\$ (47,350)	\$ (47,350)	\$ (5,000)	\$ (8,945)	
Wandoo Road - SLK 0.00 to 2.43	MGR WORKS	51666.0250	\$ (40,000)	\$ (40,000)	\$ -	\$ -	
Sixpenny Road - SLK 0.00 to 2.09	MGR WORKS	51667.0250	\$ (65,200)	\$ (65,200)	\$ -	\$ (1,228)	
Mondurup Street - SLK 0.00 to 0.91	MGR WORKS	51668.0250	\$ (166,533)	\$ (166,533)	\$ -	\$ -	
Moorilup Road - SLK 0.00 to 3.38	MGR WORKS	51669.0250	\$ (128,300)	\$ (128,300)	\$ -	\$ -	
Seventh Avenue - SLK 0.00 to 0.71	MGR WORKS	51670.0250	\$ (140,032)	\$ (140,032)	\$ -	\$ -	
			\$ (1,095,221)	\$ (1,095,221)	\$ (5,327)	\$ (11,606)	



DETAILED OPERATING AND CAPITAL PROGRAMS

For the Period Ended 31 October 2016

	Responsible Officer	Account Number	Original Budget 30-Jun-2017	Amended Budget 30-Jun-2017	Budget YTD 31-Oct-2016	Actual YTD 31-Oct-2016	Variance Budget to Act YTD
Own Resources							
Pre Construction Future Works	MGR WORKS	51201.0250	\$ (30,000)	\$ (21,500)	\$ (7,167)	\$ (8,107)	
Shire Wide Drainage Construction	MGR WORKS	51202.0250	\$ (100,000)	\$ (55,693)	\$ (18,564)	\$ -	
Mount Barker Footpath Construction	MGR WORKS	51203.0250	\$ (70,000)	\$ (70,000)	\$ (8,750)	\$ -	
Footpath - Beverley Road, Kendenup	MGR WORKS	51624.0250	\$ (21,111)	\$ (21,111)	\$ (2,639)	\$ -	
Roadworks - Minor Renewal	MGR WORKS	51276.0250	\$ (250,000)	\$ (250,000)	\$ (83,333)	\$ (110,423)	\$ 27,090 33%
Oatlands Road - SLK 0.00 to 1.24	MGR WORKS	51605.0250	\$ (34,986)	\$ (34,986)	\$ (34,986)	\$ -	
Langton Road - Lowood Road to Marmion Street	MGR WORKS	51606.0250	\$ (91,322)	\$ (91,322)	\$ -	\$ -	
Oatlands Road - SLK 0.00 to 1.24	MGR WORKS	51630.0250	\$ (73,729)	\$ (20,419)	\$ (20,419)	\$ -	
Marion Street - SLK 0.00 to 0.56	MGR WORKS	51632.0250	\$ (6,394)	\$ (6,394)	\$ (799)	\$ -	
The Springs Road - SLK 0.00 to 8.00	MGR WORKS	51635.0250	\$ (150,835)	\$ (147,579)	\$ -	\$ -	
Seymour Road - SLK 3.75 to 8.75	MGR WORKS	51637.0250	\$ (13,904)	\$ (11,215)	\$ (1,402)	\$ -	
Lowood Road / Memorial Avenue - Roundabout Repairs	MGR WORKS	51671.0250	\$ (17,000)	\$ (17,000)	\$ (2,125)	\$ -	
Menston Street - SLK 0.00 to 1.03	MGR WORKS	51672.0250	\$ (150,000)	\$ (150,000)	\$ (18,750)	\$ -	
Settlement Road East - SLK 0.00 to 6.89	MGR WORKS	51673.0250	\$ (130,000)	\$ (130,000)	\$ (16,250)	\$ -	
Halsey Road - SLK 0.00 to 5.39	MGR WORKS	51674.0250	\$ (110,000)	\$ (110,000)	\$ (13,750)	\$ -	
Blue Lake Road - SLK 2.5 to 11.49	MGR WORKS	51675.0250	\$ (180,000)	\$ (180,000)	\$ (22,500)	\$ -	
Craddock Road - SLK 0.00 to 6.99	MGR WORKS	51676.0250	\$ (140,000)	\$ (140,000)	\$ (17,500)	\$ -	
O'Neill Road - SLK 0.00 to 2.66	MGR WORKS	51677.0250	\$ (66,200)	\$ (66,200)	\$ (8,275)	\$ -	
Albany Highway - Roundabout Approaches	MGR WORKS	51678.0250	\$ (5,000)	\$ (5,000)	\$ (625)	\$ -	
			\$ (1,640,481)	\$ (1,528,419)	\$ (277,834)	\$ (118,530)	
Total Capital Expenditure			\$ (3,817,687)	\$ (3,715,018)	\$ (303,162)	\$ (150,277)	
Capital Income							
Contributions to Roadworks	MGR WORKS	41205.0197	\$ -	\$ -	\$ -	\$ -	
Direct Road Grants - Black Spot Funding	MGR WORKS	41201.0008	\$ 272,072	\$ 272,072	\$ -	\$ -	
Direct Road Grants - Roads to Recovery Grants	MGR WORKS	41201.0204	\$ 915,366	\$ 915,366	\$ -	\$ -	
Direct Road Grants - TIRES/Commodity Route Grants	MGR WORKS	41201.0205	\$ 128,738	\$ 135,000	\$ -	\$ -	
Direct Road Grants - State Road Project Grants	MGR WORKS	41201.0207	\$ 373,793	\$ 373,793	\$ -	\$ -	
Transfers from Reserve Funds	DCEO	41202.0486	\$ -	\$ -	\$ -	\$ -	
Transfers from Trust Funds	DCEO	41203.0243	\$ -	\$ -	\$ -	\$ -	
Total Capital Income			\$ 1,689,969	\$ 1,696,231	\$ -	\$ -	



DETAILED OPERATING AND CAPITAL PROGRAMS

For the Period Ended 31 October 2016

	Responsible Officer	Account Number	Original Budget 30-Jun-2017	Amended Budget 30-Jun-2017	Budget YTD 31-Oct-2016	Actual YTD 31-Oct-2016	Variance Budget to Act YTD
ROAD MAINTENANCE							
Operating Expenditure							
Other Expenses - Asset Management Strategy	MGR WORKS	21211.0303	\$ -	\$ -	\$ -	\$ -	
Other Expenses - Professional Services	MGR WORKS	21211.0030	\$ (5,000)	\$ (5,000)	\$ (1,667)	\$ -	
Other Expenses - Outstanding Land Resumptions	MGR WORKS	21211.0306	\$ -	\$ -	\$ -	\$ -	
Other Expenses - Road Safety Audits	MGR WORKS	21211.0305	\$ (5,000)	\$ (5,000)	\$ (1,667)	\$ (2,833)	
Other Expenses - Roman Data Upgrade	MGR WORKS	21211.0304	\$ (5,000)	\$ (5,000)	\$ (1,667)	\$ -	
Other Expenses - Signs Audit	MGR WORKS	21211.0302	\$ (6,000)	\$ (6,000)	\$ (2,000)	\$ (446)	
Other Expenses - Directional Signage	MGR WORKS	21211.0137	\$ (3,500)	\$ (3,500)	\$ (1,167)	\$ -	
Road Maintenance - General	MGR WORKS	20225.0126	\$ (1,350,000)	\$ (1,350,000)	\$ (570,000)	\$ (718,343)	▲ \$ 148,343 26%
Road Maintenance - Tree Pruning	MGR WORKS	20225.0390	\$ (170,000)	\$ (170,000)	\$ (113,333)	\$ (46,829)	
Road Maintenance - Edge Patching	MGR WORKS	20225.0391	\$ (30,000)	\$ (30,000)	\$ (10,000)	\$ (505)	
Road Maintenance - Slashing and Spraying of Roads	MGR WORKS	20225.0392	\$ (30,000)	\$ (30,000)	\$ (10,000)	\$ -	
Road Maintenance - Storm Damage	MGR WORKS	20225.0039	\$ (1,064,074)	\$ (868,080)	\$ (578,720)	\$ (389,058)	
Contribution to Vehicle Crossovers	MGR WORKS	20225.0021	\$ (3,000)	\$ (3,000)	\$ (1,000)	\$ -	
Street Lighting - Other Operating Costs	MGR WORKS	20227.0312	\$ (70,000)	\$ (70,000)	\$ (23,333)	\$ (23,934)	
Admin Services Allocation	ACCOUNTANT	21212.0308	\$ (71,212)	\$ (71,212)	\$ (23,737)	\$ (23,773)	
<i>Sub-total - Cash</i>			\$ (2,812,786)	\$ (2,616,792)	\$ (1,338,291)	\$ (1,205,721)	
Non Cash Expenses - Depreciation - Roads	ACCOUNTANT	20224.0189	\$ (3,220,000)	\$ (3,220,000)	\$ (1,073,333)	\$ (1,052,483)	
Non Cash Expenses - Depreciation - Footpaths	ACCOUNTANT	20224.0190	\$ (75,000)	\$ (75,000)	\$ (25,000)	\$ (24,459)	
Non Cash Expenses - Depreciation - Drainage	ACCOUNTANT	20224.0192	\$ (163,000)	\$ (163,000)	\$ (54,333)	\$ (53,714)	
Non Cash Expenses - Loss on Sale of Road Assets	ACCOUNTANT	20224.0078	\$ -	\$ -	\$ -	\$ -	
Non Cash Expenses - Loss on Sale of Drainage Assets	ACCOUNTANT	20224.0380	\$ -	\$ -	\$ -	\$ -	
Non Cash Expenses - Loss on Sale of Footpath Assets	ACCOUNTANT	20224.0382	\$ -	\$ -	\$ -	\$ -	
<i>Sub-total - Non Cash</i>			\$ (3,458,000)	\$ (3,458,000)	\$ (1,152,667)	\$ (1,130,657)	
Total Operating Expenditure			\$ (6,270,786)	\$ (6,074,792)	\$ (2,490,957)	\$ (2,336,378)	



DETAILED OPERATING AND CAPITAL PROGRAMS

For the Period Ended 31 October 2016

	Responsible Officer	Account Number	Original Budget 30-Jun-2017	Amended Budget 30-Jun-2017	Budget YTD 31-Oct-2016	Actual YTD 31-Oct-2016	Variance Budget to Act YTD
Operating Income							
Contributions - Contributions to Signage	MGR WORKS	10134.0198	\$ -	\$ -	\$ -	\$ -	-
Contributions - Other Contributions	MGR WORKS	10134.0200	\$ -	\$ -	\$ -	\$ 364	364
Contributions - Roadworks Contributions (Storm Damage)	MGR WORKS	10134.0197	\$ 1,462,276	\$ 867,898	\$ -	\$ -	-
Other Income - Directional Signage	MGR WORKS	10135.0137	\$ 1,000	\$ 1,000	\$ 333	\$ 400	400
<i>Sub-total - Cash</i>			\$ 1,463,276	\$ 868,898	\$ 333	\$ 764	764
Non Cash Revenue - Profit on Sale of Road Assets	ACCOUNTANT	10132.0106	\$ -	\$ -	\$ -	\$ -	-
Non Cash Revenue - Profit on Sale of Drainage Assets	ACCOUNTANT	10132.0381	\$ -	\$ -	\$ -	\$ -	-
Non Cash Revenue - Profit on Sale of Footpath Assets	ACCOUNTANT	10132.0383	\$ -	\$ -	\$ -	\$ -	-
Non Cash Revenue - Profit on Sale of Parking Assets	ACCOUNTANT	10138.0106	\$ -	\$ -	\$ -	\$ -	-
<i>Sub-total - Non Cash</i>			\$ -	\$ -	\$ -	\$ -	-
Total Operating Income			\$ 1,463,276	\$ 868,898	\$ 333	\$ 764	764
TOTAL TRANSPORT CAPITAL EXPENSES			\$ (3,817,687)	\$ (3,715,018)	\$ (303,162)	\$ (150,277)	(150,277)
TOTAL TRANSPORT CAPITAL INCOME			\$ 1,689,969	\$ 1,696,231	\$ -	\$ -	-
TOTAL TRANSPORT OPERATING EXPENSES			\$ (6,270,786)	\$ (6,074,792)	\$ (2,490,957)	\$ (2,336,378)	(2,336,378)
TOTAL TRANSPORT OPERATING INCOME			\$ 1,463,276	\$ 868,898	\$ 333	\$ 764	764



DETAILED OPERATING AND CAPITAL PROGRAMS

For the Period Ended 31 October 2016

	Responsible Officer	Account Number	Original Budget 30-Jun-2017	Amended Budget 30-Jun-2017	Budget YTD 31-Oct-2016	Actual YTD 31-Oct-2016	Variance Budget to Act YTD
PROGRAM 13 - ECONOMIC SERVICES							
RURAL SERVICES							
Capital Expenditure							
Railway Station - Agricultural Building - Airconditioning and Hot Water System	BLDG SRVR	51317.0252	\$ (5,000)	\$ (5,000)	\$ (5,000)	\$ -	
Total Capital Expenditure			\$ (5,000)	\$ (5,000)	\$ (5,000)	\$ -	
Operating Expenditure							
Other Expenses - Donations	DCEO	21305.0255	\$ (4,800)	\$ (4,800)	\$ (4,800)	\$ -	
Other Expenses - Drum Muster	MGR WORKS	21305.0314	\$ (3,000)	\$ (3,000)	\$ (1,000)	\$ -	
Other Expenses - Pest Control	MGR WORKS	21305.0313	\$ (1,000)	\$ (1,000)	\$ (333)	\$ -	
Other Expenses - Vehicle Leases - Community Ag Ctr	ACCOUNTANT	21305.0307	\$ (10,000)	\$ (10,000)	\$ (3,333)	\$ (3,288)	
Other Expenses - Boutique Abattoir Study	MGR DEV SVCS	21305.0543	\$ -	\$ -	\$ -	\$ -	
Admin Services Allocation	ACCOUNTANT	21306.0308	\$ (16,328)	\$ (16,328)	\$ (5,443)	\$ (5,451)	
Total Operating Expenditure			\$ (35,128)	\$ (35,128)	\$ (14,909)	\$ (8,739)	
Operating Income							
Other Income - Drum Muster	MGR WORKS	11305.0241	\$ 3,000	\$ 3,000	\$ 1,000	\$ -	
Other Income - Lease Rental	ACCOUNTANT	11305.0230	\$ 2,000	\$ 2,000	\$ 667	\$ -	
Grant Income - Boutique Abattoir	MGR DEV SVCS	11304.0543	\$ -	\$ -	\$ -	\$ -	
Reimbursements - Vehicles	ACCOUNTANT	11306.0228	\$ 10,000	\$ 10,000	\$ 3,333	\$ 9,406	
Total Operating Income			\$ 15,000	\$ 15,000	\$ 5,000	\$ 9,406	
FERAL PIG ERADICATION PROGRAM							
Operating Expenditure							
Employee Costs - Salaries	ACCOUNTANT	21307.0130	\$ (20,000)	\$ (20,000)	\$ (6,923)	\$ -	
Employee Costs - Superannuation	ACCOUNTANT	21307.0141	\$ (5,000)	\$ (5,000)	\$ (1,731)	\$ -	
Employee Costs - Workers Compensation Insurance	DCEO	21307.0043	\$ (2,500)	\$ (2,500)	\$ (2,500)	\$ (1,125)	
Feral Pig Eradication (PC) - Other Operating Costs	ACCOUNTANT	21310.0312	\$ (25,000)	\$ (25,000)	\$ (8,333)	\$ (337)	
Other Expenses - Disbursement of Funds	ACCOUNTANT	21308.0286	\$ -	\$ -	\$ -	\$ (1,223)	
Admin Services Allocation	ACCOUNTANT	21309.0308	\$ (4,000)	\$ (4,000)	\$ (1,333)	\$ (1,600)	
Transfer From Municipal To Trust	ACCOUNTANT	21314.0243	\$ -	\$ -	\$ -	\$ -	
Total Operating Expenditure			\$ (56,500)	\$ (56,500)	\$ (20,821)	\$ (4,285)	



DETAILED OPERATING AND CAPITAL PROGRAMS

For the Period Ended 31 October 2016

	Responsible Officer	Account Number	Original Budget 30-Jun-2017	Amended Budget 30-Jun-2017	Budget YTD 31-Oct-2016	Actual YTD 31-Oct-2016	Variance Budget to Act YTD
Operating Income							
Contributions - Community Groups	ACCOUNTANT	11307.0474	\$ -	\$ -	\$ -	\$ -	-
Contributions - Landholder Contributions	ACCOUNTANT	11307.0199	\$ -	\$ -	\$ -	\$ -	-
Contributions - Local Government Contributions	ACCOUNTANT	11307.0473	\$ 5,000	\$ 5,000	\$ 1,667	\$ -	-
Contributions - State & Federal Gov't Contributions	ACCOUNTANT	11307.0242	\$ 25,000	\$ 25,000	\$ -	\$ -	-
Grant Income - Environmental Grant	ACCOUNTANT	11308.0210	\$ -	\$ -	\$ -	\$ -	-
Grant Income - Direct Grants	ACCOUNTANT	11308.0212	\$ 10,000	\$ 10,000	\$ -	\$ -	-
Other Income - Recharge of Services	ACCOUNTANT	11309.0475	\$ 16,500	\$ 16,500	\$ -	\$ -	-
Transfer From Trust To Municipal	ACCOUNTANT	11310.0243	\$ -	\$ -	\$ -	\$ -	-
Total Operating Income			\$ 56,500	\$ 56,500	\$ 1,667	\$ -	-
TOURISM & AREA PROMOTION							
Capital Expenditure							
Visitor Centre - Repaint Various Items	BLDG SRVR	51584.0252	\$ (4,000)	\$ (4,000)	\$ (4,000)	\$ -	-
Public Electronic Notice Board	DCEO	51639.0006	\$ (35,000)	\$ (35,000)	\$ (17,500)	\$ (17,355)	-
Total Capital Expenditure			\$ (39,000)	\$ (39,000)	\$ (21,500)	\$ (17,355)	-
Operating Expenditure							
Building & Grounds (PC) - Tourist Bureau - Building Maintenance	BLDG SRVR	20244.0010	\$ (10,000)	\$ (10,000)	\$ (3,333)	\$ (5,500)	-
Building & Grounds (PC) - Tourist Bureau - Building Operating	BLDG SRVR	20244.0011	\$ (16,000)	\$ (16,000)	\$ (8,320)	\$ (7,035)	-
Building & Grounds (PC) - Tourist Bureau - Grounds Maintenance	MGR WORKS	20244.0052	\$ (1,500)	\$ (1,500)	\$ (500)	\$ -	-
Other Expenses - District & Area Promotion	CEO	21311.0370	\$ (92,040)	\$ (92,040)	\$ (30,680)	\$ (11,831)	-
Admin Services Allocation	ACCOUNTANT	21312.0308	\$ (63,401)	\$ (63,401)	\$ (21,134)	\$ (21,166)	-
<i>Sub-total - Cash</i>			\$ (182,941)	\$ (182,941)	\$ (63,967)	\$ (45,533)	-
Non Cash Expenses - Depreciation - Furniture & Fittings	ACCOUNTANT	21313.0034	\$ -	\$ -	\$ -	\$ -	-
Non Cash Expenses - Depreciation - Land & Buildings	ACCOUNTANT	21313.0035	\$ (47,500)	\$ (47,500)	\$ (15,833)	\$ (15,108)	-
Non Cash Expenses - Depreciation - Plant & Equipment	ACCOUNTANT	21313.0036	\$ -	\$ -	\$ -	\$ -	-
Non Cash Expenses - Depreciation - Infrastructure	ACCOUNTANT	21313.0188	\$ (2,500)	\$ (2,500)	\$ (833)	\$ (1,135)	-
Non Cash Expenses - Annual Leave Accrual	ACCOUNTANT	21313.0309	\$ -	\$ -	\$ -	\$ -	-
Non Cash Expenses - Long Service Leave Accrual	ACCOUNTANT	21313.0310	\$ -	\$ -	\$ -	\$ -	-
Non Cash Expenses - Loss on Sale of Assets	ACCOUNTANT	21313.0078	\$ -	\$ -	\$ -	\$ -	-
<i>Sub-total - Non Cash</i>			\$ (50,000)	\$ (50,000)	\$ (16,667)	\$ (16,243)	-
Total Operating Expenditure			\$ (232,941)	\$ (232,941)	\$ (80,634)	\$ (61,775)	-
Operating Income							
Other Income	ACCOUNTANT	11312.0230	\$ -	\$ -	\$ -	\$ -	-
<i>Sub-total - Cash</i>			\$ -	\$ -	\$ -	\$ -	-
Non Cash Revenue - Profit on Sale of Assets	ACCOUNTANT	10148.0106	\$ -	\$ -	\$ -	\$ -	-
Total Operating Income			\$ -	\$ -	\$ -	\$ -	-



DETAILED OPERATING AND CAPITAL PROGRAMS

For the Period Ended 31 October 2016

	Responsible Officer	Account Number	Original Budget 30-Jun-2017	Amended Budget 30-Jun-2017	Budget YTD 31-Oct-2016	Actual YTD 31-Oct-2016	Variance Budget to Act YTD
BUILDING CONTROL							
Capital Expenditure							
Purchase Vehicle - Bldg Surveyor	MGR WORKS	51311.0006	\$ -	\$ -	\$ -	\$ -	-
Purchase Vehicle - Building Maintenance Officer	MGR WORKS	51314.0006	\$ -	\$ -	\$ -	\$ -	-
Purchase Vehicle - Cleaner	MGR WORKS	51315.0006	\$ -	\$ -	\$ -	\$ -	-
Building Maintenance Shed - Shelving and Cupboards	BLDG SRVR	51640.0252	\$ -	\$ -	\$ -	\$ -	-
Total Capital Expenditure			\$ -	\$ -	\$ -	\$ -	-
Capital Income							
Trade In Vehicle - Bldg Surveyor	MGR WORKS	41311.0105	\$ -	\$ -	\$ -	\$ -	-
Trade In Vehicle - Building Maintenance Officer	MGR WORKS	41314.0105	\$ -	\$ -	\$ -	\$ -	-
Trade In Vehicle - Cleaner	MGR WORKS	41315.0105	\$ -	\$ -	\$ -	\$ -	-
Transfers from Trust Funds	DCEO	41316.0243	\$ -	\$ -	\$ -	\$ -	-
Total Capital Income			\$ -	\$ -	\$ -	\$ -	-
Operating Expenditure							
Employee Costs - Conferences & Training	BLDG SRVR	20245.0029	\$ (4,500)	\$ (4,500)	\$ (1,500)	\$ -	-
Employee Costs - Salaries	BLDG SRVR	20245.0130	\$ (142,036)	\$ (142,036)	\$ (49,166)	\$ (34,100)	-
Employee Costs - Relief Staff / Contractors	BLDG SRVR	20245.0264	\$ (8,565)	\$ (8,565)	\$ (2,855)	\$ -	-
Employee Costs - Superannuation	BLDG SRVR	20245.0141	\$ (34,567)	\$ (34,567)	\$ (11,522)	\$ (8,410)	-
Employee Costs - Uniforms, Clothing & Accessories	BLDG SRVR	20245.0266	\$ (1,200)	\$ (1,200)	\$ (400)	\$ (1,205)	-
Employee Costs - Workers Compensation Insurance	DCEO	20245.0043	\$ (7,492)	\$ (7,492)	\$ (7,492)	\$ (3,370)	-
Office Expenses - Advertising	BLDG SRVR	20246.0003	\$ (500)	\$ (500)	\$ (167)	\$ -	-
Office Expenses - Telephone	BLDG SRVR	20246.0144	\$ (500)	\$ (500)	\$ (167)	\$ (120)	-
Other Expenses - BCITF Payments	BLDG SRVR	20247.0316	\$ (25,000)	\$ (25,000)	\$ (8,333)	\$ (2,666)	-
Other Expenses - BRB Payments	BLDG SRVR	20247.0315	\$ (7,000)	\$ (7,000)	\$ (2,333)	\$ -	-
Other Expenses - Legal Expenses	BLDG SRVR	20247.0071	\$ -	\$ -	\$ -	\$ -	-
Other Expenses - Minor Furniture & Equipment Purchases	BLDG SRVR	20247.0085	\$ (2,500)	\$ (2,500)	\$ (833)	\$ (217)	-
Other Expenses - Other Operating Costs	BLDG SRVR	20247.0312	\$ (1,000)	\$ (1,000)	\$ (333)	\$ -	-
Other Expenses - Building Maintenance Equipment & Stock	BLDG SRVR	20247.0393	\$ (2,000)	\$ (2,000)	\$ (667)	\$ (1,255)	-
Vehicle Running Costs - Motor Vehicle Allocations	MGR WORKS	21316.0182	\$ (10,000)	\$ (10,000)	\$ (3,333)	\$ (3,544)	-
Admin Services Allocation	ACCOUNTANT	20248.0308	\$ (40,160)	\$ (40,160)	\$ (13,387)	\$ (13,407)	-
<i>Sub-total - Cash</i>			\$ (287,020)	\$ (287,020)	\$ (102,489)	\$ (68,295)	-
Non Cash Expenses - Depreciation - Furniture & Fittings	ACCOUNTANT	20249.0034	\$ -	\$ -	\$ -	\$ -	-
Non Cash Expenses - Depreciation - Land & Buildings	ACCOUNTANT	20249.0035	\$ -	\$ -	\$ -	\$ -	-
Non Cash Expenses - Depreciation - Plant, Machinery & Equip	ACCOUNTANT	20249.0036	\$ (3,000)	\$ (3,000)	\$ (1,000)	\$ (1,294)	-
Non Cash Expenses - Annual Leave Accrual	ACCOUNTANT	20249.0309	\$ (1,862)	\$ (1,862)	\$ (621)	\$ -	-
Non Cash Expenses - Long Service Leave Accrual	ACCOUNTANT	20249.0310	\$ (3,191)	\$ (3,191)	\$ (1,064)	\$ -	-
Non Cash Expenses - Loss on Sale of Assets	ACCOUNTANT	20249.0078	\$ -	\$ -	\$ -	\$ -	-
<i>Sub-total - Non Cash</i>			\$ (8,053)	\$ (8,053)	\$ (2,684)	\$ (1,294)	-
Total Operating Expenditure			\$ (295,073)	\$ (295,073)	\$ (105,173)	\$ (69,588)	-



DETAILED OPERATING AND CAPITAL PROGRAMS

For the Period Ended 31 October 2016

	Responsible Officer	Account Number	Original Budget 30-Jun-2017	Amended Budget 30-Jun-2017	Budget YTD 31-Oct-2016	Actual YTD 31-Oct-2016	Variance Budget to Act YTD
Operating Income							
Other Revenue - BCITF Levy	ACCOUNTANT	10155.0247	\$ 25,000	\$ 25,000	\$ 8,333	\$ 4,174	
Other Revenue - BCTIF Commission	ACCOUNTANT	10155.0245	\$ 500	\$ 500	\$ 167	\$ 150	
Other Revenue - BRB Commission	ACCOUNTANT	10155.0244	\$ 1,000	\$ 1,000	\$ 333	\$ 214	
Other Revenue - BRB Levy	ACCOUNTANT	10155.0246	\$ 7,000	\$ 7,000	\$ 2,333	\$ 4,893	
Other Revenue - Building Licence Fees	BLDG SRVR	10155.0009	\$ 34,000	\$ 34,000	\$ 11,333	\$ 9,879	
Other Revenue - Fines & Penalties	BLDG SRVR	10155.0049	\$ -	\$ -	\$ -	\$ -	
Other Revenue - Other Fees & Charges	BLDG SRVR	10155.0248	\$ 500	\$ 500	\$ 167	\$ 766	
Reimbursements - Salaries	BLDG SRVR	10153.0219	\$ 5,000	\$ 5,000	\$ 1,667	\$ -	
Reimbursements - Other	BLDG SRVR	10153.0229	\$ -	\$ -	\$ -	\$ -	
<i>Sub-total - Cash</i>			\$ 73,000	\$ 73,000	\$ 24,333	\$ 20,076	
Non Cash Revenue - Profit on Sale of Assets	ACCOUNTANT	10152.0106	\$ -	\$ -	\$ -	\$ -	
Total Operating Income			\$ 73,000	\$ 73,000	\$ 24,333	\$ 20,076	



DETAILED OPERATING AND CAPITAL PROGRAMS

For the Period Ended 31 October 2016

	Responsible Officer	Account Number	Original Budget 30-Jun-2017	Amended Budget 30-Jun-2017	Budget YTD 31-Oct-2016	Actual YTD 31-Oct-2016	Variance Budget to Act YTD
CATTLE SALEYARDS							
Capital Expenditure							
Purchase Vehicle - Saleyards Manager	MGR WORKS	51323.0006	\$ (32,000)	\$ (32,000)	\$ -	\$ -	
Outloading Ramp Bugle Modification	SALEYARDS MGR	51538.0253	\$ (15,000)	\$ (15,000)	\$ -	\$ -	
Bitumen Repairs	SALEYARDS MGR	51585.0253	\$ (25,000)	\$ (25,000)	\$ -	\$ -	
Additional Water Source	SALEYARDS MGR	51587.0253	\$ (15,000)	\$ (15,000)	\$ -	\$ -	
Roof over Northern Dirt Pens	SALEYARDS MGR	51641.0253	\$ (420,468)	\$ (402,950)	\$ (402,950)	\$ (380,869)	
New Generator	SALEYARDS MGR	51642.0006	\$ (25,000)	\$ (25,000)	\$ -	\$ -	
New Irrigator	SALEYARDS MGR	51643.0006	\$ (10,000)	\$ (10,000)	\$ (10,000)	\$ -	
Office - Water Purification	SALEYARDS MGR	51695.0253	\$ (3,000)	\$ (3,000)	\$ (3,000)	\$ -	
Transfer Aerators to Pond 2	SALEYARDS MGR	51696.0253	\$ (5,000)	\$ (5,000)	\$ (5,000)	\$ -	
Chemical Dosing Equipment - Phosphorous Reduction	SALEYARDS MGR	51697.0253	\$ (6,000)	\$ (6,000)	\$ (6,000)	\$ -	
Total Capital Expenditure			\$ (556,468)	\$ (538,950)	\$ (426,950)	\$ (380,869)	
Capital Income							
Transfers from Reserve Funds	DCEO	41326.0486	\$ 136,000	\$ 136,000	\$ -	\$ -	
Trade In Vehicle - Saleyards Manager	MGR WORKS	41322.0105	\$ 12,000	\$ 12,000	\$ -	\$ -	
Trade-in/Sale of Equipment	SALEYARDS MGR	41323.0105	\$ -	\$ -	\$ -	\$ -	
Total Capital Income			\$ 148,000	\$ 148,000	\$ -	\$ -	



DETAILED OPERATING AND CAPITAL PROGRAMS

For the Period Ended 31 October 2016

	Responsible Officer	Account Number	Original Budget 30-Jun-2017	Amended Budget 30-Jun-2017	Budget YTD 31-Oct-2016	Actual YTD 31-Oct-2016	Variance Budget to Act YTD
Operating Expenditure							
Employee Costs - Conferences & Training	SALEYARDS MGR	21320.0029	\$ (4,000)	\$ (4,000)	\$ (1,333)	\$ (480)	
Employee Costs - Salaries	SALEYARDS MGR	21320.0130	\$ (243,826)	\$ (243,826)	\$ (84,401)	\$ (70,541)	
Employee Costs - Superannuation	SALEYARDS MGR	21320.0141	\$ (24,450)	\$ (24,450)	\$ (8,463)	\$ (6,918)	
Employee Costs - Travel & Accommodation	SALEYARDS MGR	21320.0267	\$ (1,500)	\$ (1,500)	\$ (500)	\$ (1,586)	
Employee Costs - Uniforms, Clothing & Accessories	SALEYARDS MGR	21320.0266	\$ (2,000)	\$ (2,000)	\$ (667)	\$ (305)	
Employee Costs - Medicals & Vaccinations	SALEYARDS MGR	21320.0275	\$ (500)	\$ (500)	\$ (167)	\$ -	
Employee Costs - Workers Compensation Insurance	DCEO	21320.0043	\$ (5,000)	\$ (5,000)	\$ (5,000)	\$ (2,249)	
Office Expenses - Computer Equipment Maintenance	SALEYARDS MGR	21321.0269	\$ (10,000)	\$ (10,000)	\$ (3,333)	\$ (4,888)	
Office Expenses - Other Operating Costs	SALEYARDS MGR	21321.0312	\$ (3,000)	\$ (3,000)	\$ (1,000)	\$ (612)	
Office Expenses - Telephone	SALEYARDS MGR	21321.0144	\$ (5,500)	\$ (5,500)	\$ (1,833)	\$ (1,909)	
Other Expenses - Environmental Services	SALEYARDS MGR	21322.0371	\$ (10,000)	\$ (10,000)	\$ (3,333)	\$ -	
Other Expenses - Feed Purchases	SALEYARDS MGR	21322.0317	\$ (5,000)	\$ (5,000)	\$ (1,667)	\$ -	
Other Expenses - Insurances	SALEYARDS MGR	21322.0064	\$ (35,000)	\$ (35,000)	\$ (35,000)	\$ (15,281)	
Other Expenses - Licence Fees	SALEYARDS MGR	21322.0287	\$ (3,000)	\$ (3,000)	\$ (1,000)	\$ (72)	
Other Expenses - Other Operating Costs	SALEYARDS MGR	21322.0312	\$ (20,000)	\$ (20,000)	\$ (6,667)	\$ (4,821)	
Other Expenses - Promotional Material & Public Relations	SALEYARDS MGR	21322.0261	\$ (25,000)	\$ (25,000)	\$ (8,333)	\$ (5,178)	
Other Expenses - Tools & Sundry	SALEYARDS MGR	21322.0318	\$ (1,000)	\$ (1,000)	\$ (333)	\$ -	
Other Expenses - Water Monitoring	SALEYARDS MGR	21322.0285	\$ (10,000)	\$ (10,000)	\$ (3,333)	\$ (1,064)	
Other Expenses - Sludge Removal	SALEYARDS MGR	21322.0379	\$ -	\$ -	\$ -	\$ -	
Vehicle Running Costs - Motor Vehicle Allocations	MGR WORKS	21326.0182	\$ (6,000)	\$ (6,000)	\$ (2,000)	\$ (3,464)	
Building & Grounds (PC) - Facility Maintenance	BLDG SRVR	21325.0010	\$ (25,000)	\$ (25,000)	\$ (8,333)	\$ (4,643)	
Building & Grounds (PC) - Facility Operating	BLDG SRVR	21325.0011	\$ (65,000)	\$ (65,000)	\$ (33,800)	\$ (17,785)	
Admin Services Allocation	ACCOUNTANT	21323.0308	\$ (74,531)	\$ (74,531)	\$ (24,844)	\$ (24,881)	
<i>Sub-total - Cash</i>			\$ (579,307)	\$ (579,307)	\$ (235,342)	\$ (166,677)	
Non Cash Expenses - Depreciation - Furniture & Fittings	ACCOUNTANT	21324.0034	\$ (29,500)	\$ (29,500)	\$ (9,833)	\$ (6,778)	
Non Cash Expenses - Depreciation - Land & Buildings	ACCOUNTANT	21324.0035	\$ (456,000)	\$ (456,000)	\$ (152,000)	\$ (148,523)	
Non Cash Expenses - Depreciation - Plant, Machinery & Equip	ACCOUNTANT	21324.0036	\$ (20,000)	\$ (20,000)	\$ (6,667)	\$ (7,276)	
Non Cash Expenses - Depreciation - Infrastructure	ACCOUNTANT	21324.0188	\$ (18,000)	\$ (18,000)	\$ (6,000)	\$ (5,933)	
Non Cash Expenses - Loss on Sale of Assets	ACCOUNTANT	21324.0078	\$ (2,100)	\$ (2,100)	\$ (700)	\$ -	
Non Cash Expenses - Annual Leave Accrual	ACCOUNTANT	21324.0309	\$ (3,041)	\$ (3,041)	\$ (1,014)	\$ -	
Non Cash Expenses - Long Service Leave Accrual	ACCOUNTANT	21324.0310	\$ (1,553)	\$ (1,553)	\$ (518)	\$ -	
<i>Sub-total - Non Cash</i>			\$ (530,194)	\$ (530,194)	\$ (176,731)	\$ (168,510)	
Total Operating Expenditure			\$ (1,109,501)	\$ (1,109,501)	\$ (412,073)	\$ (335,186)	



DETAILED OPERATING AND CAPITAL PROGRAMS

For the Period Ended 31 October 2016

	Responsible Officer	Account Number	Original Budget 30-Jun-2017	Amended Budget 30-Jun-2017	Budget YTD 31-Oct-2016	Actual YTD 31-Oct-2016	Variance Budget to Act YTD
Operating Income							
Contributions - Agent Contributions	SALEYARDS MGR	11315.0218	\$ 62,500	\$ 62,500	\$ 10,527	\$ 9,283	
Other Income - Avdata Income	SALEYARDS MGR	11316.0249	\$ 18,000	\$ 18,000	\$ 6,000	\$ 5,314	
Other Income - Entry Fees	SALEYARDS MGR	11316.0044	\$ 12,800	\$ 12,800	\$ -	\$ -	
Other Income - Transit / Hay Feeding	SALEYARDS MGR	11316.0434	\$ 8,240	\$ 8,240	\$ 2,747	\$ 1,088	
Other Income - NLIS Tagging	SALEYARDS MGR	11316.0433	\$ 11,400	\$ 11,400	\$ 3,800	\$ 1,685	
Other Income - Other Operating Income	SALEYARDS MGR	11316.0232	\$ 8,500	\$ 8,500	\$ 2,833	\$ 4,840	
Other Income - Sale of Manure	SALEYARDS MGR	11316.0436	\$ 5,550	\$ 5,550	\$ 1,850	\$ 3,262	
Other Income - Saleyard Weigh & Pen Fees	SALEYARDS MGR	11316.0217	\$ 547,000	\$ 547,000	\$ 92,136	\$ 81,732	▼ \$ 10,405 -11%
Other Income - Shippers/Private Weigh	SALEYARDS MGR	11316.0476	\$ 12,360	\$ 12,360	\$ 4,120	\$ 2,052	
Other Income - Stock Removal	SALEYARDS MGR	11316.0435	\$ 6,300	\$ 6,300	\$ 2,100	\$ 1,777	
<i>Sub-total - Cash</i>			\$ 692,650	\$ 692,650	\$ 126,114	\$ 111,032	
Non Cash Revenue - Profit on Sale of Assets	ACCOUNTANT	11317.0106	\$ -	\$ -	\$ -	\$ -	
Total Operating Income			\$ 692,650	\$ 692,650	\$ 126,114	\$ 111,032	
<i>Operating Surplus / Deficit</i>			\$ (416,851)	\$ (416,851)	\$ (285,959)	\$ (224,155)	
Borrowing Costs							
Principal Repayments							
Loan Repayment - Loan No. 95 - Saleyards Roof	ACCOUNTANT	51326.0468	\$ (22,092)	\$ (22,092)	\$ -	\$ -	
Total Principal Repayments			\$ (22,092)	\$ (22,092)	\$ -	\$ -	
Operating Expenditure							
Financial Expenses - Loan No. 95 - Saleyards Roof	ACCOUNTANT	21327.0468	\$ (6,602)	\$ (6,602)	\$ -	\$ 584	
Total Operating Expenditure			\$ (6,602)	\$ (6,602)	\$ -	\$ 584	



DETAILED OPERATING AND CAPITAL PROGRAMS

For the Period Ended 31 October 2016

	Responsible Officer	Account Number	Original Budget 30-Jun-2017	Amended Budget 30-Jun-2017	Budget YTD 31-Oct-2016	Actual YTD 31-Oct-2016	Variance Budget to Act YTD
OTHER ECONOMIC SERVICES							
Operating Expenditure							
Water Supply (Standpipes)	MGR WORKS	21328.0319	\$ (45,000)	\$ (45,000)	\$ (15,000)	\$ (22,954)	▲ \$ 7,954 53%
Other Expenses - Other Operating Costs	MGR WORKS	21330.0312	\$ (2,000)	\$ (2,000)	\$ (667)	\$ -	
Other Expenses - Purchase of Waybill Books	ACCOUNTANT	21330.0320	\$ (100)	\$ (100)	\$ (33)	\$ -	
Admin Services Allocation	ACCOUNTANT	21331.0308	\$ (9,361)	\$ (9,361)	\$ (3,120)	\$ (3,124)	
<i>Sub-total - Cash</i>			\$ (56,461)	\$ (56,461)	\$ (18,820)	\$ (26,078)	
Non Cash Expenses - Depreciation - Furniture & Fittings	ACCOUNTANT	21332.0034	\$ -	\$ -	\$ -	\$ -	
Non Cash Expenses - Depreciation - Land & Buildings	ACCOUNTANT	21332.0035	\$ -	\$ -	\$ -	\$ -	
Non Cash Expenses - Depreciation - Plant, Machinery & Equip	ACCOUNTANT	21332.0036	\$ (4,500)	\$ (4,500)	\$ (1,500)	\$ (1,356)	
Non Cash Expenses - Loss on Sale of Assets	ACCOUNTANT	21332.0078	\$ -	\$ -	\$ -	\$ -	
<i>Sub-total - Non Cash</i>			\$ (4,500)	\$ (4,500)	\$ (1,500)	\$ (1,356)	
Total Operating Expenditure			\$ (60,961)	\$ (60,961)	\$ (20,320)	\$ (27,433)	
Operating Income							
Other Income - Permits - Trading in Thoroughfares	MGR DEV SVCS	11320.0402	\$ 500	\$ 500	\$ 167	\$ 130	
Other Income - Sale of Water	ACCOUNTANT	11320.0400	\$ 40,000	\$ 40,000	\$ 6,667	\$ 16,096	
Other Income - Sale of Waybill Books & Standpipe Cards	ACCOUNTANT	11320.0401	\$ 500	\$ 500	\$ 167	\$ 111	
<i>Sub-total - Cash</i>			\$ 41,000	\$ 41,000	\$ 7,000	\$ 16,337	
Non Cash Revenue - Profit on Sale of Assets	ACCOUNTANT	11321.0106	\$ -	\$ -	\$ -	\$ -	
Total Operating Income			\$ 41,000	\$ 41,000	\$ 7,000	\$ 16,337	
VEHICLE LICENSING							
Operating Expenditure							
Employee Costs - Conferences & Training	DCEO	21340.0029	\$ (1,000)	\$ (1,000)	\$ (333)	\$ -	
Employee Costs - Salaries	DCEO	21340.0130	\$ (56,909)	\$ (56,909)	\$ (19,699)	\$ (17,606)	
Employee Costs - Superannuation	DCEO	21340.0141	\$ (5,335)	\$ (5,335)	\$ (1,847)	\$ (1,635)	
Employee Costs - Uniforms, Clothing & Accessories	DCEO	21340.0266	\$ (400)	\$ (400)	\$ (133)	\$ -	
Employee Costs - Workers Compensation Insurance	DCEO	21340.0043	\$ (1,850)	\$ (1,850)	\$ (1,850)	\$ (832)	
Admin Services Allocation	ACCOUNTANT	21343.0308	\$ (108,453)	\$ (108,453)	\$ (36,151)	\$ (36,205)	
<i>Sub-total - Cash</i>			\$ (173,947)	\$ (173,947)	\$ (60,014)	\$ (56,279)	
Non Cash Expenses - Annual Leave Accrual	ACCOUNTANT	21344.0309	\$ (1,283)	\$ (1,283)	\$ (428)	\$ -	
Non Cash Expenses - Long Service Leave Accrual	ACCOUNTANT	21344.0310	\$ (431)	\$ (431)	\$ (144)	\$ -	
<i>Sub-total - Non Cash</i>			\$ (1,714)	\$ (1,714)	\$ (571)	\$ -	
Total Operating Expenditure			\$ (175,661)	\$ (175,661)	\$ (60,585)	\$ (56,279)	



DETAILED OPERATING AND CAPITAL PROGRAMS

For the Period Ended 31 October 2016

	Responsible Officer	Account Number	Original Budget 30-Jun-2017	Amended Budget 30-Jun-2017	Budget YTD 31-Oct-2016	Actual YTD 31-Oct-2016	Variance Budget to Act YTD
Operating Income							
Other Income - Commission on Licencing Receipts	DCEO	11330.0403	\$ 100,000	\$ 100,000	\$ 25,333	\$ 31,840	
Other Income - Sale of Local Authority Plates	DCEO	11330.0404	\$ 500	\$ 500	\$ 167	\$ 127	
Reimbursements - Other	DCEO	11331.0229	\$ -	\$ -	\$ -	\$ -	
Reimbursements - Training	DCEO	11331.0432	\$ -	\$ -	\$ -	\$ -	
Total Operating Income			\$ 100,500	\$ 100,500	\$ 25,500	\$ 31,967	
<i>Operating Surplus / Deficit</i>							
			\$ (75,161)	\$ (75,161)	\$ (35,085)	\$ (24,311)	
TOTAL ECONOMIC SERVICES CAPITAL EXPENSES							
			\$ (600,468)	\$ (582,950)	\$ (453,450)	\$ (398,224)	
TOTAL ECONOMIC SERVICES CAPITAL INCOME							
			\$ 148,000	\$ 148,000	\$ -	\$ -	
TOTAL ECONOMIC SERVICES OPERATING EXPENSES							
			\$ (1,972,367)	\$ (1,972,367)	\$ (714,515)	\$ (562,702)	
TOTAL ECONOMIC SERVICES OPERATING INCOME							
			\$ 978,650	\$ 978,650	\$ 189,614	\$ 188,819	



DETAILED OPERATING AND CAPITAL PROGRAMS

For the Period Ended 31 October 2016

	Responsible Officer	Account Number	Original Budget 30-Jun-2017	Amended Budget 30-Jun-2017	Budget YTD 31-Oct-2016	Actual YTD 31-Oct-2016	Variance Budget to Act YTD
<u>PROGRAM 14 - OTHER PROPERTY & SERVICES</u>							
PRIVATE WORKS							
Operating Expenditure							
Private Works Jobs (PC)	ACCOUNTANT	21350.0321	\$ (30,000)	\$ (30,000)	\$ (10,000)	\$ (4,525)	
Admin Services Allocation	ACCOUNTANT	20258.0308	\$ (15,225)	\$ (15,225)	\$ (5,075)	\$ (5,083)	
Total Operating Expenditure			\$ (45,225)	\$ (45,225)	\$ (15,075)	\$ (9,608)	
Operating Income							
Private Works Recoups	ACCOUNTANT	10159.0015	\$ 34,500	\$ 34,500	\$ 11,500	\$ 14,300	
Total Operating Income			\$ 34,500	\$ 34,500	\$ 11,500	\$ 14,300	
<i>Operating Surplus / Deficit</i>			<i>\$ (10,725)</i>	<i>\$ (10,725)</i>	<i>\$ (3,575)</i>	<i>\$ 4,692</i>	
PUBLIC WORKS OVERHEADS							
Capital Expenditure							
Purchase Vehicle - Principal Works Supervisor	MGR WORKS	51316.0006	\$ -	\$ -	\$ -	\$ -	
Depot (PC) - Building Renewal	BLDG SRVR	51561.0254	\$ (20,000)	\$ (20,000)	\$ (6,667)	\$ -	
Depot (PC) - Seal Driveway	MGR WORKS	51698.0254	\$ (18,000)	\$ (18,000)	\$ (6,000)	\$ -	
Irrigation Locator / Decoder Meter	MGR WORKS	51645.0006	\$ (2,300)	\$ (2,300)	\$ (2,300)	\$ -	
Total Capital Expenditure			\$ (40,300)	\$ (40,300)	\$ (14,967)	\$ -	
Capital Income							
Transfers from Reserve Funds	DCEO	41401.0486	\$ -	\$ -	\$ -	\$ -	
Trade In Vehicle - Principal Works Supervisor	DCEO	41325.0105	\$ -	\$ -	\$ -	\$ -	
Total Capital Income			\$ -	\$ -	\$ -	\$ -	



DETAILED OPERATING AND CAPITAL PROGRAMS

For the Period Ended 31 October 2016

	Responsible Officer	Account Number	Original Budget 30-Jun-2017	Amended Budget 30-Jun-2017	Budget YTD 31-Oct-2016	Actual YTD 31-Oct-2016	Variance Budget to Act YTD
Operating Expenditure							
Employee Costs - Conferences & Training	MGR WORKS	20260.0029	\$ (25,000)	\$ (25,000)	\$ (9,333)	\$ (13,774)	
Employee Costs - Industry Allowances	MGR WORKS	20260.0337	\$ (36,000)	\$ (36,000)	\$ (12,000)	\$ (10,359)	
Employee Costs - Travel and Accommodation	MGR WORKS	20260.0267	\$ (4,000)	\$ (4,000)	\$ (1,333)	\$ (2,059)	
Employee Costs - Medicals & Vaccinations	MGR WORKS	20260.0275	\$ (1,000)	\$ (1,000)	\$ (333)	\$ -	
Employee Costs - Relief Staff / Contractors	MGR WORKS	20260.0264	\$ -	\$ -	\$ -	\$ -	
Employee Costs - Salaries	MGR WORKS	20260.0130	\$ (337,494)	\$ (337,494)	\$ (116,825)	\$ (102,912)	
Employee Costs - Staff Recruitment Expenses	MGR WORKS	20260.0138	\$ (500)	\$ (500)	\$ (167)	\$ -	
Employee Costs - Superannuation	MGR WORKS	20260.0141	\$ (189,412)	\$ (189,412)	\$ (65,566)	\$ (53,422)	
Employee Costs - Uniforms, Clothing & Accessories	MGR WORKS	20260.0266	\$ (17,000)	\$ (17,000)	\$ (17,000)	\$ (2,599)	
Employee Costs - Workers Compensation Insurance	DCEO	20260.0043	\$ (53,042)	\$ (53,042)	\$ (53,042)	\$ (23,859)	
Outside Staff Wages (PC) - Unallocated Wages	MGR WORKS	21410.0322	\$ (401,891)	\$ (401,891)	\$ (139,116)	\$ (131,308)	
Office Expenses - Telephone	MGR WORKS	20261.0144	\$ (10,000)	\$ (10,000)	\$ (3,333)	\$ (3,405)	
Office Expenses - Other Operating Costs	MGR WORKS	20261.0312	\$ (20,000)	\$ (20,000)	\$ (6,667)	\$ (11,636)	
Other Expenses - Subscriptions	MGR WORKS	20262.0258	\$ (3,500)	\$ (3,500)	\$ (1,167)	\$ (80)	
Other Expenses - Roman	MGR WORKS	20262.0304	\$ (7,500)	\$ (7,500)	\$ (7,500)	\$ (6,621)	
Other Expenses - Carting to Stockpile	MGR WORKS	20262.0324	\$ -	\$ -	\$ -	\$ -	
Other Expenses - Donations (Event Road Closures)	MGR WORKS	20262.0394	\$ (4,000)	\$ (4,000)	\$ (1,333)	\$ (288)	
Other Expenses - Minor Equipment	MGR WORKS	20262.0085	\$ (17,500)	\$ (17,500)	\$ (5,833)	\$ (18,317)	▲ \$ 12,484 214%
Building & Grounds (PC) - Building Maintenance	MGR WORKS	20265.0010	\$ (10,000)	\$ (10,000)	\$ (3,333)	\$ (8,174)	
Building & Grounds (PC) - Building Operating	MGR WORKS	20265.0011	\$ (30,000)	\$ (30,000)	\$ (15,600)	\$ (10,267)	
Building & Grounds (PC) - Grounds Maintenance	MGR WORKS	20265.0052	\$ (10,000)	\$ (10,000)	\$ (3,333)	\$ (1,851)	
Building & Grounds (PC) - Depot House - Building Maintenance	BLDG SRVR	21411.0010	\$ (2,000)	\$ (2,000)	\$ (667)	\$ -	
Building & Grounds (PC) - Depot House - Building Operating	BLDG SRVR	21411.0011	\$ (2,000)	\$ (2,000)	\$ (1,040)	\$ (319)	
Building & Grounds (PC) - Depot House - Grounds Maintenance	MGR WORKS	21411.0052	\$ (750)	\$ (750)	\$ (250)	\$ (87)	
Vehicle Running Costs - Motor Vehicle Allocations	MGR WORKS	21412.0182	\$ (25,000)	\$ (25,000)	\$ (8,333)	\$ (8,617)	
Admin Services Allocation	ACCOUNTANT	20263.0308	\$ (145,651)	\$ (145,651)	\$ (48,550)	\$ (48,624)	
<i>Sub-total - Cash</i>			\$ (1,353,240)	\$ (1,353,240)	\$ (521,656)	\$ (458,579)	
Non Cash Expenses - Depreciation - Furniture & Fittings	ACCOUNTANT	20264.0034	\$ (9,200)	\$ (9,200)	\$ (3,067)	\$ (2,300)	
Non Cash Expenses - Depreciation - Land & Buildings	ACCOUNTANT	20264.0035	\$ (67,500)	\$ (67,500)	\$ (22,500)	\$ (21,952)	
Non Cash Expenses - Depreciation - Plant, Machinery & Equip	ACCOUNTANT	20264.0036	\$ (96,000)	\$ (96,000)	\$ (32,000)	\$ (23,318)	
Non Cash Expenses - Depreciation - Infrastructure	ACCOUNTANT	20264.0188	\$ (4,000)	\$ (4,000)	\$ (1,333)	\$ (1,300)	
Non Cash Expenses - Annual Leave Accrual	ACCOUNTANT	20264.0309	\$ (18,755)	\$ (18,755)	\$ (6,252)	\$ -	
Non Cash Expenses - Long Service Leave Accrual	ACCOUNTANT	20264.0310	\$ (13,660)	\$ (13,660)	\$ (4,553)	\$ -	
Non Cash Expenses - Loss on Sale of Assets	ACCOUNTANT	20264.0078	\$ (17,444)	\$ (17,444)	\$ (5,815)	\$ -	
<i>Sub-total - Non Cash</i>			\$ (226,559)	\$ (226,559)	\$ (75,520)	\$ (48,871)	
Sub-total Operating Expenditure			\$ (1,579,799)	\$ (1,579,799)	\$ (597,175)	\$ (507,450)	
Less Public Works Overheads Allocated	ACCOUNTANT	20277.0160	\$ 1,579,799	\$ 1,579,799	\$ 597,175	\$ 509,237	
Total Operating Expenditure			\$ -	\$ -	\$ -	\$ 1,788	



DETAILED OPERATING AND CAPITAL PROGRAMS

For the Period Ended 31 October 2016

	Responsible Officer	Account Number	Original Budget 30-Jun-2017	Amended Budget 30-Jun-2017	Budget YTD 31-Oct-2016	Actual YTD 31-Oct-2016	Variance Budget to Act YTD
Operating Income							
Other Income - Rental - Staff Housing	ACCOUNTANT	11411.0231	\$ 6,760	\$ 6,760	\$ 2,253	\$ 2,080	
Other Operating Income	ACCOUNTANT	11411.0232	\$ 1,500	\$ 1,500	\$ 500	\$ 568	
Reimbursements - Other	ACCOUNTANT	10161.0229	\$ -	\$ -	\$ -	\$ -	
Reimbursements - Salaries	ACCOUNTANT	10161.0219	\$ -	\$ -	\$ -	\$ -	
<i>Sub-total - Cash</i>			\$ 8,260	\$ 8,260	\$ 2,753	\$ 2,648	
Non Cash Revenue - Profit on Sale of Assets	ACCOUNTANT	10160.0106	\$ -	\$ -	\$ -	\$ -	
Total Operating Income			\$ 8,260	\$ 8,260	\$ 2,753	\$ 2,648	
PLANT OPERATION COSTS							
Capital Expenditure							
Heavy Plant Replacement Program	MGR WORKS	51411.0006	\$ (643,000)	\$ (643,000)	\$ (214,333)	\$ (44,265)	
Works Vehicles / Minor Plant Replacement Program	MGR WORKS	51412.0006	\$ (181,100)	\$ (184,076)	\$ (138,057)	\$ (56,063)	
Accuweigh Scale (Grader)	MGR WORKS	51647.0006	\$ (5,000)	\$ (5,000)	\$ (3,750)	\$ -	
Total Capital Expenditure			\$ (829,100)	\$ (832,076)	\$ (356,140)	\$ (100,328)	
Capital Income							
Trade In Heavy Plant	MGR WORKS	41411.0105	\$ 115,000	\$ 115,000	\$ 38,333	\$ (35,000)	
Trade In Works Vehicles / Minor Plant	MGR WORKS	41412.0105	\$ 64,500	\$ 48,100	\$ 24,050	\$ 29,509	
Transfers from Reserve Funds	DCEO	41413.0486	\$ 644,600	\$ 663,600	\$ -	\$ -	
Total Capital Income			\$ 824,100	\$ 826,700	\$ 62,383	\$ (5,491)	



DETAILED OPERATING AND CAPITAL PROGRAMS

For the Period Ended 31 October 2016

	Responsible Officer	Account Number	Original Budget 30-Jun-2017	Amended Budget 30-Jun-2017	Budget YTD 31-Oct-2016	Actual YTD 31-Oct-2016	Variance Budget to Act YTD
Operating Expenditure							
Employee Costs - Conferences & Training	MGR WORKS	20266.0029	\$ (3,000)	\$ (3,000)	\$ (1,000)	\$ (120)	
Employee Costs - Workers Compensation Insurance	MGR WORKS	20266.0043	\$ (1,786)	\$ (1,786)	\$ (1,786)	\$ (803)	
Employee Costs - Staff Recruitment Expenses	MGR WORKS	20266.0138	\$ (500)	\$ (500)	\$ (167)	\$ -	
Employee Costs - Superannuation	MGR WORKS	20266.0141	\$ (7,509)	\$ (7,509)	\$ (2,503)	\$ (2,660)	
Employee Costs - Plant Operator Maintenance	MGR WORKS	20266.0342	\$ (60,169)	\$ (60,169)	\$ (20,056)	\$ (16,394)	
Employee Costs - Salaries (Plant Repairs)	MGR WORKS	20266.0344	\$ (42,467)	\$ (42,467)	\$ (14,700)	\$ (11,684)	
Employee Costs - Apprentice / Trainee	MGR WORKS	20266.0351	\$ (74,987)	\$ (74,987)	\$ (24,996)	\$ (24,870)	
Operating Costs - Fuels	MGR WORKS	20281.0172	\$ (250,000)	\$ (250,000)	\$ (83,333)	\$ (65,932)	
Operating Costs - Tyres	MGR WORKS	20281.0173	\$ (50,000)	\$ (50,000)	\$ (16,667)	\$ (6,355)	
Operating Costs - Major Breakdowns	MGR WORKS	20281.0174	\$ (40,000)	\$ (40,000)	\$ (13,333)	\$ (8,708)	
Operating Costs - Insurance	MGR WORKS	20281.0175	\$ (32,000)	\$ (32,000)	\$ (32,000)	\$ (23,851)	
Operating Costs - Registration	MGR WORKS	20281.0176	\$ (10,000)	\$ (10,000)	\$ (10,000)	\$ (13,459)	
Operating Costs - Grease & Oil	MGR WORKS	20281.0272	\$ (15,000)	\$ (15,000)	\$ (5,000)	\$ (2,762)	
Operating Costs - Plant Service/Repairs	MGR WORKS	20281.0343	\$ (120,000)	\$ (120,000)	\$ (40,000)	\$ (28,837)	
Operating Costs - Air Conditioning	MGR WORKS	20281.0346	\$ (5,000)	\$ (5,000)	\$ (1,667)	\$ (1,082)	
Operating Costs - Edges & Teeth	MGR WORKS	20281.0347	\$ (25,000)	\$ (25,000)	\$ (8,333)	\$ (300)	
Operating Costs - Consumables	MGR WORKS	20281.0373	\$ (10,000)	\$ (10,000)	\$ (3,333)	\$ (340)	
Operating Costs - Radio/Communication Equip	MGR WORKS	20281.0385	\$ (5,000)	\$ (5,000)	\$ (1,667)	\$ (327)	
<i>Sub-total - Cash</i>			\$ (752,418)	\$ (752,418)	\$ (280,541)	\$ (208,487)	
Non Cash Expenses - Depreciation - Plant, Machinery & Equip	ACCOUNTANT	20270.0036	\$ (425,000)	\$ (425,000)	\$ (141,667)	\$ (69,900)	
Non Cash Expenses - Loss on Sale of Assets	ACCOUNTANT	20270.0078	\$ (9,772)	\$ (9,772)	\$ (3,257)	\$ -	
<i>Sub-total - Non Cash</i>			\$ (434,772)	\$ (434,772)	\$ (144,924)	\$ (69,900)	
Sub-total Operating Expenditure			\$ (1,187,190)	\$ (1,187,190)	\$ (425,465)	\$ (278,387)	
Less Allocated - Plant Costs Allocated	ACCOUNTANT	20282.0180	\$ 1,187,190	\$ 1,187,190	\$ 425,465	\$ 346,199	
Total Operating Expenditure			\$ -	\$ -	\$ -	\$ 67,812	
Operating Income							
Other Operating Income	ACCOUNTANT	10162.0175	\$ -	\$ -	\$ -	\$ -	
Non Cash Revenue - Profit on Sale of Assets	ACCOUNTANT	10163.0106	\$ 78,189	\$ 78,189	\$ -	\$ -	
Total Operating Income			\$ 78,189	\$ 78,189	\$ -	\$ -	



DETAILED OPERATING AND CAPITAL PROGRAMS

For the Period Ended 31 October 2016

	Responsible Officer	Account Number	Original Budget 30-Jun-2017	Amended Budget 30-Jun-2017	Budget YTD 31-Oct-2016	Actual YTD 31-Oct-2016	Variance Budget to Act YTD
UNCLASSIFIED							
Operating Expenditure							
Employee Costs - OHS Conferences & Training	DCEO	20271.0029	\$ (2,000)	\$ (2,000)	\$ (667)	\$ -	
Other Expenses - Insurance - Risk Management	DCEO	20273.0064	\$ (20,000)	\$ (20,000)	\$ (20,000)	\$ -	
Other Expenses - Occupational Health & Safety	DCEO	20273.0325	\$ (5,000)	\$ (5,000)	\$ (1,667)	\$ (3,972)	
Other Expenses - Communication Towers	DCEO	20273.0323	\$ (5,000)	\$ (15,000)	\$ (9,000)	\$ (10,168)	
Other Expenses - Other Operating Costs	ACCOUNTANT	20273.0312	\$ (1,000)	\$ (1,000)	\$ (333)	\$ (409)	
Other Expenses - Stocktake Adjustments	ACCOUNTANT	20273.0165	\$ (1,000)	\$ (1,000)	\$ (333)	\$ (22,133)	▲ \$ 21,800 6540%
Admin Services Allocation	ACCOUNTANT	20274.0308	\$ (15,051)	\$ (15,051)	\$ (5,017)	\$ (5,024)	
<i>Sub-total - Cash</i>			\$ (49,051)	\$ (59,051)	\$ (37,017)	\$ (41,706)	
Non Cash Expenses - Depreciation - Furniture & Fittings	ACCOUNTANT	20275.0034	\$ -	\$ -	\$ -	\$ -	
Non Cash Expenses - Depreciation - Land & Buildings	ACCOUNTANT	20275.0035	\$ (400)	\$ (400)	\$ (133)	\$ (127)	
Non Cash Expenses - Depreciation - Land & Buildings	ACCOUNTANT	20275.0036	\$ -	\$ -	\$ -	\$ -	
Non Cash Expenses - Depreciation - Infrastructure	ACCOUNTANT	20275.0188	\$ (20,500)	\$ (20,500)	\$ (6,833)	\$ (6,833)	
Non Cash Expenses - Loss on Sale of Assets	ACCOUNTANT	20275.0078	\$ -	\$ -	\$ -	\$ -	
<i>Sub-total - Non Cash</i>			\$ (20,900)	\$ (20,900)	\$ (6,967)	\$ (6,960)	
Total Operating Expenditure			\$ (69,951)	\$ (79,951)	\$ (43,984)	\$ (48,666)	
Operating Income							
Other Income - Diesel Rebate	ACCOUNTANT	11420.0405	\$ 50,000	\$ 50,000	\$ 13,167	\$ 10,646	
Other Income - Lease Rental	DCEO	11420.0230	\$ 1,000	\$ 1,000	\$ 333	\$ 955	
Other Income - Other Operating Income	DCEO	11420.0232	\$ -	\$ -	\$ -	\$ -	
Other Income - Sale of Surplus Materials & Scrap	MGR WORKS	11420.0406	\$ 1,000	\$ 3,500	\$ 1,167	\$ 3,441	
Reimbursements - Other	ACCOUNTANT	10167.0229	\$ -	\$ -	\$ -	\$ -	
<i>Sub-total - Cash</i>			\$ 52,000	\$ 54,500	\$ 14,667	\$ 15,041	
Non Cash Revenue - Profit on Sale of Assets	ACCOUNTANT	10166.0106	\$ -	\$ -	\$ -	\$ -	
Total Operating Income			\$ 52,000	\$ 54,500	\$ 14,667	\$ 15,041	
TOTAL OTHER PROPERTY AND SERVICE CAPITAL EXPENSES			\$ (869,400)	\$ (872,376)	\$ (371,107)	\$ (100,328)	
TOTAL OTHER PROPERTY AND SERVICE CAPITAL INCOME			\$ 824,100	\$ 826,700	\$ 62,383	\$ (5,491)	
TOTAL OTHER PROPERTY AND SERVICE OPERATING EXPENSES			\$ (115,176)	\$ (125,176)	\$ (59,059)	\$ 11,325	
TOTAL OTHER PROPERTY AND SERVICE OPERATING INCOME			\$ 172,949	\$ 175,449	\$ 28,920	\$ 31,989	

Council

LIST OF ACCOUNTS – OCTOBER 2016

List of Accounts

Meeting Date: 8 November 2016

Number of Pages: 9

Schedule of Accounts for the Month of October 2016
For the Meeting to be held 8 November 2016

Cheque No.	Chq Date	Payee	Description	Amount
45655	06/10/2016	Australian Taxation Office	BAS - September 2016	\$60,269.00
45656	06/10/2016	Shire of Plantagenet	Building Permit - District Hall	\$1,341.00
45657	06/10/2016	Relay for Life - Plantagenet's Relay	Donation - Relay for Life	\$100.00
45732	11/10/2016	Cemeteries and Crematoria Assoc of WA	Cemeteries and Crematoria Association Membership 2016/17	\$115.00
45733	11/10/2016	Albany Carriage Driving Club Albany	Return of Hire Fees - Frost Park Equine Facility - Event Cancelled	\$120.00
45734	11/10/2016	Rob Stewart	Reimbursement for Utilities, Meals, Fuel and LGMA Membership	\$854.74
45735	11/10/2016	Mark Bird	Reimbursement for Purchase of Uniforms	\$125.24
45736	11/10/2016	Cash	Petty Cash Recoup - Swimming Pool	\$200.00
45737	11/10/2016	Cash	Petty Cash Recoup - Admin Office	\$169.80
45738	14/10/2016	Dominic Le Cerf	Reimbursement of Hire Car and Fuel Expenses (Reimbursable)	\$585.67
45739	17/10/2016	Scavenger Supplies	Fire Fighting Foam - BFBs (Funded by ESL)	\$3,696.00
45740	17/10/2016	Telstra	Telstra Account - Various	\$2,773.10
45741	17/10/2016	Water Corporation	Water Account - Warburton Road Standpipe (Recoverable)	\$24.69
45742	17/10/2016	Office of State Revenue	Refund of Pension Rebate - Property Sold and Owner Did Not Reside at 1 July 2016	\$612.83
45743	17/10/2016	Mark Bird	Fuel Reimbursement - As Per Contract	\$379.64
45744	17/10/2016	Carols Country Store	Post Office Box Renewal - Feral Pig Eradication Group (Funded by Feral Pig Eradication Group)	\$37.00
45745	31/10/2016	Shire of Plantagenet	Rates - Various Leased Properties	\$45,138.38
45746	31/10/2016	St John Ambulance Western Australia	Provide First Aid Course - C Kirkwood and T Palfrey (Rec.Centre)	\$398.00
45747	31/10/2016	State Law Publisher	Annual Subscription - Government Gazette	\$1,215.00
45748	31/10/2016	Telstra	Telstra Account - Various	\$2,093.99
45749	31/10/2016	WA Tyre Recovery	Collection of Tyres from Mt Barker Waste Facility	\$586.30
45750	31/10/2016	Mr A Burke	Rates Refund - Owner Accidentally Paid Twice	\$931.00
45751	31/10/2016	Altech Chemicals Ltd	Rates Refund - Cancellation of Mining Tenement	\$713.92
45752	31/10/2016	Mark Bird	50% Reimbursement of Gym Membership	\$247.50
45753	31/10/2016	Mount Barker Community College	Donation towards Speech Night and Year 6 Graduation	\$100.00
45754	31/10/2016	Stephen Tweedie	Reimbursement of Travel Expenses	\$144.04
636.386-01	04/10/2016	Fulcher Contractors	Flood Damage Repair Works - Barrow Road, Oatlands Road, Ingoldby Street, Moorilup Street, Bridges Road and Knights Road (Recoverable from MRWA)	\$42,160.26
637.1854-01	12/10/2016	Stockdale Building Company Pty Ltd	Carpentry Services - District Hall Renovations (Grant Funded)	\$18,672.50
638.70-01	14/10/2016	ABA Security	Security Monitoring - Rec.Centre (Part Recoverable)	\$406.07
638.73-01	14/10/2016	Air Liquide	Cylinder Rental - Depot	\$170.97
638.1184-01	14/10/2016	Al Curnow Hydraulics	Supply Valve and Fittings - Mount Barker Waste Facility	\$210.98

Schedule of Accounts for the Month of October 2016
For the Meeting to be held 8 November 2016

Cheque No.	Chq Date	Payee	Description	Amount
638.1784-01	14/10/2016	Albany Automotive Group	Trailer Plug - Ford Ranger Ute	\$47.50
638.80-01	14/10/2016	Albany City Motors	Spring Block - Isuzu Truck	\$32.56
638.86-01	14/10/2016	Albany Office Products	Stationery and Bulk Paper - Admin Office, Saleyards and Library	\$2,831.62
638.1758-01	14/10/2016	Albany Plasterboard Pty Ltd	Deposit - District Hall Project (Grant Funded)	\$4,170.38
638.88-01	14/10/2016	Albany Refrigeration	Service of Air-Conditioners - Sounness Park and Library	\$1,234.20
638.1855-01	14/10/2016	Albany Stainless Steel	Range Hood Cover - CEO House	\$462.00
638.93-01	14/10/2016	Albany V Belt and Rubber Specialists	Rags, Spongolite, Cable Ties and Black Tape - Depot / Filter - Multi Tyre Roller	\$145.05
638.67-01	14/10/2016	AM Pearse and Co.	Oil - Stock / Fan Belt - Saleyards	\$1,364.05
638.1337-01	14/10/2016	AMPAC Debt Recovery (WA) Pty Ltd	Rates Debt Recovery Fees (Recoverable through Rates)	\$5,477.04
638.1780-01	14/10/2016	Assist Engineering	Reinstatement Supervision - Flood Damage Works (Recoverable from MRWA)	\$16,500.00
638.305-01	14/10/2016	Australia Day Council Of Western	Gold Membership 2016/2017	\$550.00
638.100-01	14/10/2016	Australia Post - Mount Barker	Postage - September 2016	\$2,576.95
638.106-01	14/10/2016	Bertola Hire Service	Hire of Excavator - Kendenup Town Street	\$286.00
638.107-01	14/10/2016	Best Office Systems	Photocopier Usage - Admin Office and Library	\$1,725.38
638.109-01	14/10/2016	Bill Gibbs Excavation	Hire of Excavator - Six Penny Road and Millinup Road	\$17,393.75
638.985-01	14/10/2016	Caltex Australia Petroleum Pty Ltd	Caltex Fuel Cards - September 2016	\$668.79
638.129-01	14/10/2016	Civica Pty Ltd	Authority Pre Paid Services Top-Up	\$5,500.00
638.138-01	14/10/2016	Courier Australia	Courier Fees	\$67.51
638.1235-01	14/10/2016	Denmark Community Resource Centre	Room Hire - Club Development Incorporation Workshop	\$62.00
638.1413-01	14/10/2016	Department of Fire and Emergency Services	2016/17 ESL Contribution	\$4,854.98
638.1424-01	14/10/2016	Department of Premier and Cabinet	Advert in Government Gazette - Burning of Garden Waste	\$57.60
638.267-01	14/10/2016	Evertrans	Hinge and Latch - Isuzu Truck	\$183.70
638.147-01	14/10/2016	Eyerite Signs	Name Plate - Vicki Baker	\$24.20
638.446-01	14/10/2016	Fuel Distributors of Western Australia	Diesel - Stock	\$10,089.48
638.642-01	14/10/2016	G K Hambley	Lawnmowing - CEO and DCEO Houses, Rear Blocks and Playgroup	\$407.00
638.1182-01	14/10/2016	Great Southern Smash Repairs	Supply and Fit Decals to Ranger Vehicle	\$1,237.50
638.406-01	14/10/2016	Greenway Enterprises	Turf Drag Mat - Sounness Park	\$717.55
638.158-01	14/10/2016	GSR Rural Services	Valve and Cap - Isuzu Truck	\$18.30
638.669-01	14/10/2016	GT Bearing and Engineering Supplies	Bearings - Evertrans Trailer and Ariens Mower	\$235.60
638.162-01	14/10/2016	Hanson Construction Materials	Roadbase - Yellanup Road and Frankland Rocky Gully Road	\$1,048.74
638.167-01	14/10/2016	Healy and Sons	Hire of Side Tipper - Cart Mulch to Mount Barker Waste Facility	\$1,501.50
638.750-01	14/10/2016	Intelligent IP Communications Pty Ltd	Internet - Saleyards	\$49.95

Schedule of Accounts for the Month of October 2016
For the Meeting to be held 8 November 2016

Cheque No.	Chq Date	Payee	Description	Amount
638.1769-01	14/10/2016	Jaguar Cabling and Design	Repair Telephone Line - District Hall / Investigate Phone Line Problem - Sounness Park	\$591.25
638.172-01	14/10/2016	Jason Signmakers	Delineators - Works	\$451.00
638.173-01	14/10/2016	JH Wills	Secretarial Services and Reimbursement for Feral Pig Expenses (Funded by Feral Pig Eradication Group)	\$1,545.00
638.695-01	14/10/2016	Ken Freegard Filter Cleaning	Filter Clean - Loader	\$17.60
638.940-01	14/10/2016	Kleenheat Gas Pty Ltd	Gas - Sounness Park	\$870.01
638.1827-01	14/10/2016	L and T Hammond Pump Outs	Dig Out Grass and Sand to Expose Lids and Pump Out Two Septic Tanks - DCEO House	\$720.00
638.178-01	14/10/2016	Landgate - Western Australian Land	Rural UV Interim Valuation	\$79.90
638.184-01	14/10/2016	Livestock Exchange Pty Ltd	Quarterly Software Support Agreement - Saleyards	\$2,391.40
638.189-01	14/10/2016	Local Government Managers Australia	Annual State Conference - F Saurin	\$1,500.00
638.191-01	14/10/2016	Lorlaine Distributors	Cleaning Products - All Shire Buildings	\$1,220.20
638.707-01	14/10/2016	Marshall Mowers	Bagger Hose and Impeller Blade - Ariens Mower	\$311.60
638.794-01	14/10/2016	Maxwell Designs	Plantagenet District Hall Renovation Designs (Grant Funded)	\$3,995.00
638.1675-01	14/10/2016	Mayne Publications	Annual Subscription - Earthmoving Equipment and Landscape Contractor Magazines	\$88.00
638.1024-01	14/10/2016	Meat and Livestock Australia Limited	NLRS Saleyard Market Reporting - September 2016	\$1,100.00
638.1754-01	14/10/2016	Moore Stephens (WA) Pty Ltd	Nuts and Bolts Financial Workshop - E Gardner and V Hillman	\$1,738.00
638.202-01	14/10/2016	Mount Barker Auto Electrics Pty Ltd	Globes - Triton Ute	\$40.00
638.1234-01	14/10/2016	Mount Barker Community Resource Centre	Room Hire - Club Development Incorporation Workshop	\$88.00
638.207-01	14/10/2016	Mount Barker Electrics	Replace Lights to Main Courts - Rec.Centre (Part Recoverable) / Repair Pressure Cleaner - Depot / Disconnect and Remove Wall Lights - District Hall	\$2,690.93
638.208-01	14/10/2016	Mount Barker Express Freight	Courier Fees	\$209.00
638.210-01	14/10/2016	Mount Barker Newsagency	Papers and Stationery - August and September 2016	\$102.57
638.960-01	14/10/2016	Mount Barker Service Centre	Annual Servicing of BFB Vehicles - Narpyn, Middleward and Kendenup BFBs (Funded by ESL)	\$3,395.30
638.1188-01	14/10/2016	Mount Barker Smash Repairs	Repair Damage to Front of Vehicle - Ford Ranger	\$1,430.75
638.771-01	14/10/2016	Mount Barker Tyre and Exhaust	Tyre - Mack Hook Lift Truck / Tyre Repair - Isuzu Ute	\$390.50
638.1044-01	14/10/2016	Nessco Pressure Systems	Service Compressor - Saleyards	\$3,126.15
638.283-01	14/10/2016	Neville's Hardware and Building Supplies	Timber - District Hall Renovations (Grant Funded)	\$3,206.05
638.1539-01	14/10/2016	NPI plus	Consulting Work - Submission of 2015/16 National Pollutant Inventory Report - O'Neill Road Waste Facility	\$660.00

Schedule of Accounts for the Month of October 2016
For the Meeting to be held 8 November 2016

Cheque No.	Chq Date	Payee	Description	Amount
638.224-01	14/10/2016	Opus International Consultants	Contract Administration - Saleyards Roof / Re-Design of Langton Road Streetscape Design / Blackspot Upgrade Design - Red Gum Pass Road and Matilda Road Intersection	\$25,547.15
638.1255-01	14/10/2016	Pacific Brands Workwear Group Pty Ltd	Uniforms - L Briggs	\$407.70
638.1168-01	14/10/2016	Pet Time Hydro Centre	Dog Food, Bed Cover and Food Bowls - Pound	\$104.70
638.745-01	14/10/2016	Plantagenet Agg Repairs	Annual Service - Denbarker, Rocky Gully, Narrikup, Forest Hill, Perrilup, Porongurup and South Porongurup BFB Trucks (Funded by ESL)	\$7,725.83
638.945-01	14/10/2016	Plantex Courier Service	Courier Fees	\$9.00
638.16-01	14/10/2016	Pre-emptive Strike	Troubleshoot IT Problems - Rec.Centre / Hosting of Shire Website	\$753.50
638.1786-01	14/10/2016	Prime Media Group	TV Adverts - Saleyards	\$726.00
638.123-01	14/10/2016	Schweppes Australia Pty Ltd	Kiosk Supplies - Rec.Centre	\$226.10
638.1165-01	14/10/2016	Seton Australia	Safety Signs - District Hall	\$257.90
638.339-01	14/10/2016	Sigma Chemicals	Fine Filter Sand - Swimming Pool	\$368.06
638.29-01	14/10/2016	Southern Tool and Fastener Co.	Chainsaws, Blower Backpacks, Batteries and Jump Pump - Works	\$13,364.96
638.31-01	14/10/2016	Star Track Express	Courier Fees	\$334.11
638.32-01	14/10/2016	State Emergency Service - Mount Barker	LGGS Allocation 2nd Quarter 2016/17 (Funded by ESL)	\$2,500.00
638.43-01	14/10/2016	Synergy	Synergy Account - Various	\$14,114.95
638.1067-01	14/10/2016	The Mundara Trust	Courier Fees	\$338.80
638.356-01	14/10/2016	The Royal Life Saving Society	Watch Around Water Re-Registration 2016	\$150.00
638.54-01	14/10/2016	Think Water Albany	Poly Fittings - Saleyards / Hose and Fittings - Sounness Park	\$187.40
638.364-01	14/10/2016	Tim's Tyres	Tyre Repairs - Skid Steer and Roller	\$319.00
638.1410-01	14/10/2016	United Card Services Pty Ltd	Monthly Card Fee - BFBs (Funded by ESL)	\$19.80
638.585-01	14/10/2016	Valley View Motel	Accommodation - S Tweedie	\$115.00
638.355-01	14/10/2016	WA Local Government Association	Conducting Performance Appraisals Training - D Fawcett	\$324.50
638.368-01	14/10/2016	Westrac	Brackets, Hose, Ladder, Step, Nuts, Bolts and Spacer - Loaders	\$3,836.92
638.578-01	14/10/2016	Whale Plumbing and Gas	Repair Leaking Taps - Rec.Centre (Part Recoverable) / Cut Gas Supply and Remove Sink - District Hall (Grant Funded)	\$630.00
638.443-01	14/10/2016	Wren Oil	Disposal of Waste Oil - Depot	\$429.00
639.59-01	17/10/2016	Australian Services Union (ASU)	Staff Union Payment	\$52.72
639.60-01	17/10/2016	Child Support Agency	Staff Child Support Payment	\$394.02
639.878-01	17/10/2016	Health Insurance Fund of WA	Staff Health Insurance Payment	\$149.80
639.62-01	17/10/2016	Social Club - Inside Staff	Staff Social Club Payment	\$136.00
639.63-01	17/10/2016	Workers Fund - Outside Staff	Staff Social Club Payment	\$160.00

Schedule of Accounts for the Month of October 2016
For the Meeting to be held 8 November 2016

Cheque No.	Chq Date	Payee	Description	Amount
640.1716-01	17/10/2016	ClickSuper	Staff Superannuation Payment	\$25,380.32
641.446-01	24/10/2016	Fuel Distributors of Western Australia	Diesel - Stock	\$5,743.50
641.1050-01	24/10/2016	Keynote Conferences - Waste and Recycle Conference 2016	Waste and Recycle Conference 2016 Registrations - R Stewart, A Tucker, Cr J Moir and Cr M O'Dea	\$4,312.00
642.66-01	27/10/2016	AD Contractors	Emulsion - Stock	\$851.40
642.75-01	27/10/2016	Albany Bitumen Spraying	Sealing Driveways - Deane Street	\$5,162.30
642.76-01	27/10/2016	Albany Brake and Clutch	Brake Pads and Kits - Fuel Tanker	\$139.90
642.1758-01	27/10/2016	Albany Plasterboard Pty Ltd	Further Deposit After Updated Quote - District Hall Renovations (Grant Funded)	\$2,545.40
642.93-01	27/10/2016	Albany V Belt and Rubber Specialists	Globes, Plug, Bulbs, Wiper Blades, Coupling, Rags, Sealant, V-Belt, Water Reel, Ball Valve and Various Depot Consumables - Depot	\$1,482.58
642.97-01	27/10/2016	Artistic Glass Frosting	Replace 3 Windows - Taylor-Dennis Pavilion	\$973.50
642.1780-01	27/10/2016	Assist Engineering	Reinstatement Supervision - Flood Damage Works (Recoverable from MRWA)	\$6,875.00
642.107-01	27/10/2016	Best Office Systems	Staples - Photocopier	\$199.00
642.109-01	27/10/2016	Bill Gibbs Excavation	Hire of Excavator - Rogers Road, Millinup Road, Chauvel Road, Boyup Road and Blue Lake Road	\$14,506.25
642.1380-01	27/10/2016	Bullivants	Inspect Height Safety and Lifting Gear - Depot	\$828.03
642.1825-01	27/10/2016	Bullseye Plumbing and Gas	Drain Cleaning - Armstrong Road	\$660.00
642.119-01	27/10/2016	Bunnings Warehouse - Albany	Pipe Fittings - Kendenup Agricultural Grounds Toilets / Tiles, Grout, Ladder, Retaining Posts and Carpet Tiles - District Hall (Grant Funded)	\$1,552.87
642.127-01	27/10/2016	City of Albany	Return Flight to Geraldton, Meals and Accommodation - R Stewart	\$1,462.88
642.129-01	27/10/2016	Civica Pty Ltd	Authority Managed Services - December 2016	\$6,385.46
642.1795-01	27/10/2016	Connect Technology Australia	Establish New Internet Connection - Saleyards	\$1,622.50
642.138-01	27/10/2016	Courier Australia	Courier Fees	\$194.23
642.137-01	27/10/2016	Custom Service Leasing Pty Ltd	Lease of AGWA Vehicle (Recoverable)	\$841.22
642.1554-01	27/10/2016	Department of Local Government and Communities	Return of Unspent Grant Money - National Youth Week	\$523.85
642.143-01	27/10/2016	Duggins Menswear	Uniforms - M Bird and Z Hambley / Uniform - D McDonald	\$994.97
642.1802-01	27/10/2016	Enigma Business Products	Purchase of Computer Equipment - Admin Office	\$1,556.50
642.1859-01	27/10/2016	Executive Media	Advert in Caravanning Australia Summer 2016/17	\$500.00
642.1768-01	27/10/2016	Fairfax Media	Advert in Farm Weekly - Saleyards	\$417.12
642.1799-01	27/10/2016	Flex Fitness Equipment	Black Rubber Flooring - Rec.Centre (Part Recoverable)	\$1,750.00

Schedule of Accounts for the Month of October 2016
For the Meeting to be held 8 November 2016

Cheque No.	Chq Date	Payee	Description	Amount
642.906-01	27/10/2016	Forest Hill/Denbarker Hall Committee	Reimbursement for Forest Hill Hall Insurance - FAGS Grant	\$1,053.80
642.446-01	27/10/2016	Fuel Distributors of Western Australia	Diesel - Stock	\$3,427.83
642.642-01	27/10/2016	G K Hambley	Lawnmowing and Spraying - CEO and DCEO Houses and Playgroup	\$539.00
642.156-01	27/10/2016	Great Southern Group Training	Rec.Centre School Based Trainee Wages - N Bolton / Apprentice Gardener Wages - A Crofts / Apprentice Mechanic Wages - R Bail	\$6,674.77
642.158-01	27/10/2016	GSR Rural Services	Trough Blocks - Saleyards	\$700.00
642.162-01	27/10/2016	Hanson Construction Materials	Roadbase - Frankland-Rocky Gully Road	\$1,755.60
642.1581-01	27/10/2016	Heavy Vehicle Training	HR Licence Training and Assessment - T Williams and A Crofts	\$3,390.00
642.1501-01	27/10/2016	Insight Call Centre Services	After Hours Call Out Phone Service	\$275.28
642.172-01	27/10/2016	Jason Signmakers	7 Street Name Signs and Brackets	\$573.76
642.1383-01	27/10/2016	JP Promotions	500 Promotional Pens	\$962.50
642.168-01	27/10/2016	JR and A Hersey	Mobile Oil Transfer Kits and Drum Trolleys - Depot	\$4,609.00
642.639-01	27/10/2016	K E Gregory	Window Cleaning - Library	\$160.00
642.695-01	27/10/2016	Ken Freegard Filter Cleaning	Filter Cleaning - Loader, Grader and Isuzu Truck	\$97.40
642.1823-01	27/10/2016	Koster's Steel Constructions Pty Ltd	Final Claim - Saleyards Skillion Roof	\$12,651.83
642.1827-01	27/10/2016	L and T Hammond Pump Outs	Pump Out Grease Traps - HACC, Sounness Park and Frost Pavilion / Pump Out Septic Tanks and Leach Drains - Rocky Gully Public Toilets	\$1,790.00
642.1212-01	27/10/2016	LGISWA	Property Adjustment Premiums / Actual Wages Adjustment - Workers Compensation	\$5,810.08
642.1743-01	27/10/2016	Management Solutions (QLD) Pty Ltd	SEGRA Registration - Cr K Clements, Cr M O'Dea, Cr C Pavlovich, Cr J Moir, Cr J Oldfield and R Stewart	\$6,885.38
642.194-01	27/10/2016	Marketforce	Adverts in Albany Advertiser - Permits to Burn Garden Refuse, Town Planning Scheme No. 3 and Saleyards Canteen Lease	\$692.28
642.707-01	27/10/2016	Marshall Mowers	Battery - Ariens Zoom Mower	\$99.95
642.1646-01	27/10/2016	Midland Brick	Heavy Duty Red Pavers - Town Streets	\$321.42
642.202-01	27/10/2016	Mount Barker Auto Electrics Pty Ltd	Repair Air-Conditioner and Evaporator - Isuzu Truck / Supply and Fit UHF Radio - Isuzu Ute / Solenoid - Multi Tyre Roller / Battery Clamp - Mack Hook Lift Truck	\$1,622.00
642.204-01	27/10/2016	Mount Barker Cooperative Ltd	Co-op Account - September 2016	\$2,603.66
642.207-01	27/10/2016	Mount Barker Electrics	Repair Light - HACC	\$156.33
642.212-01	27/10/2016	Mount Barker Hire	Hire of Portable Toilet - Kendenup Agricultural Grounds / Hire of Skip Bin - District Hall (Grant Funded)	\$1,755.00
642.872-01	27/10/2016	Mount Barker Scrap Shak	Stationery - Saleyards	\$27.70

Schedule of Accounts for the Month of October 2016
For the Meeting to be held 8 November 2016

Cheque No.	Chq Date	Payee	Description	Amount
642.786-01	27/10/2016	Mount Barker Speedway Club Inc	2016/17 Financial Assistance Grant - Purchase Two-Way Radios	\$2,600.00
642.1628-01	27/10/2016	Mount Barker Steel Fabrications	Cut Brackets for Door Locks - Admin Office / Cut and Punch Aluminium Sheets - Admin Office	\$964.70
642.987-01	27/10/2016	Mr K Lodge	Engineering Investigations of Flooring - District Hall (Grant Funded)	\$2,658.70
642.1773-01	27/10/2016	Mr S Tweedie	Ongoing Review of Delegations Register	\$5,830.00
642.283-01	27/10/2016	Nevilles Hardware and Building Supplies	Timber - District Hall Renovations (Grant Funded) / Pine and Laserlite - Sheep Pavilion	\$8,821.25
642.1255-01	27/10/2016	Pacific Brands Workwear Group Pty Ltd	Uniforms - T Powell, C MacLean and K Perrin	\$1,266.41
642.799-01	27/10/2016	Plantagenet Concrete	Concrete Footings - Kendenup Agricultural Grounds	\$432.00
642.1008-01	27/10/2016	Plantagenet Plumbing	Plumbing Works - District Hall Renovations (Grant Funded)	\$3,933.60
642.289-01	27/10/2016	Plantagenet News	Adverts - Issue 887, 888 and 889	\$499.50
642.14-01	27/10/2016	Plantagenet Sheds and Steel	Repairs to Transfer Bin - Mack Hook Lift Truck	\$676.50
642.1860-01	27/10/2016	Poster Passion	Watch Around Water Frame and Banner	\$194.48
642.16-01	27/10/2016	Pre-emptive Strike	Troubleshoot Saleyards IT Issues	\$330.00
642.157-01	27/10/2016	South Regional TAFE	Operate and Maintain Chainsaws Course - M Harvey	\$139.34
642.31-01	27/10/2016	Star Track Express	Courier Fees	\$525.67
642.37-01	27/10/2016	Stewart and Heaton Clothing	Personal Protective Equipment - BFBs (Funded by ESL)	\$800.00
642.441-01	27/10/2016	Swift Pest Management	Treatment of Termite Nest - Jackson Street	\$160.00
642.43-01	27/10/2016	Synergy	Synergy Account -Various	\$2,066.25
642.1858-01	27/10/2016	Talis	Financial Assessment of Current Waste Collections Services	\$3,616.25
642.54-01	27/10/2016	Think Water Albany	Repair Wash-down Pipe and Soak Pump - Saleyards	\$892.85
642.1403-01	27/10/2016	Warren Blackwood Waste	Recycle and Waste Collections and Hire of Bulk Recycle Bins - September	\$22,511.68
642.342-01	27/10/2016	Westcare Industries	Protective Gloves - Depot	\$145.20
642.348-01	27/10/2016	Westwater Enterprises Pty Ltd	Upgrade Chlorine Equipment - Swimming Pool	\$8,143.08
642.578-01	27/10/2016	Whale Plumbing and Gas	Rewasher Taps and Repair Toilet Leak - Sheep Pavilion	\$400.00
642.465-01	27/10/2016	Windsor Lodge Como	Accommodation - P Duncan	\$156.50
642.1089-01	27/10/2016	Wine Show of Western Australia	Ticket for Wine Show Awards Night - R Stewart	\$175.00
643.59-01	31/10/2016	Australian Services Union (ASU)	Staff Union Payment	\$52.72
643.60-01	31/10/2016	Child Support Agency	Staff Child Support Payment	\$394.02
643.878-01	31/10/2016	Health Insurance Fund of WA	Staff Health Insurance Payment	\$149.80
643.62-01	31/10/2016	Social Club - Inside Staff	Staff Social Club Payment	\$141.00
643.63-01	31/10/2016	Workers Fund - Outside Staff	Staff Social Club Payment	\$160.00
644.1716-01	31/10/2016	ClickSuper	Staff Superannuation Payment	\$26,179.77
5000717	03/10/2016	Westnet	Internet - Various	\$1,169.64

Schedule of Accounts for the Month of October 2016
 For the Meeting to be held 8 November 2016

Cheque No.	Chq Date	Payee	Description	Amount
5000718	14/10/2016	Corporate Charge Card	Return Flights Albany to Geraldton - Cr K Clements / Accommodation - Waste Conference - Cr M O'Dea, Cr J Moir, R Stewart and A Tucker / Meals - Waste Conference - R Stewart and A Tucker / Card Fee	\$2,746.14
5000719	14/10/2016	Corporate Charge Card	Lego - Library Lego for Literacy Program / Board Games - Library / Accommodation - D LeCerf / Quarterly Payment - Slideshow and Audio Advert / Purchase of Redbook - Vehicle Valuations / Renewal of High Risk Licence - J Rutter / Library Seminar - K Perrin / Back-up Disks - Admin Office / Card Fee	\$2,135.70
5000720	20/10/2016	Equipment Rents	Photocopier Lease - Admin and Library	\$1,039.50
5000721	27/10/2016	Mitsubishi	Car Lease - Regional Health Officer (Part Recoverable)	\$660.00
			TOTAL	\$620,617.23