Council

CORPORATE BUSINESS PLAN – ANNUAL REVIEW

Corporate Business Plan

Meeting Date: 15 September 2015

Number of Pages: 49

Shire of Plantagenet
Corporate Business Plan
2015/2016 – 2019/2020

Table of Contents

1.0 Introduction 1
1.1 Executive Summary 1
1.2 Shire Snapshot 2
2.0 Integrated Planning and Reporting Framework 3
2.1 Strategic Community Plan 4
2.2 Measuring Outcomes 5
2.3 Asset Management Plan 6
2.4 Long Term Financial Plan 9
2.5 Workforce Plan 10
3.0 Corporate Business Plan 12
3.1 Regulatory Requirements 12
3.2 Plan Preparation 12
3.3 Service Delivery 14
3.4 Capital Program 16
3.5 Detailed Strategies and Actions 18

1.0 Introduction

1.1 Executive Summary

This Corporate Business Plan (CBP) has been developed to deliver clear direction as the Shire continues to provide leadership in a changing environment. This plan will support the development of improved services and outcomes for the people of Plantagenet.

This is the Council's principal statement that sets strategic direction and identifies priority areas informed by the Strategic Community Plan, external factors and internal capability analysis.

The intent of this plan is to identify Council priorities over a shorter time frame to drive integrated planning within the local government. It also integrates community aspirations into the Shire's operations and service delivery.

This plan is subject to a major review every four years (to align with reviews of Strategic Community Plan) and minor reviews each year. This is the second iteration of the original Corporate Business Plan adopted on 24 June 2013.

The Plan activates the Shire's Strategic Community Plan by responding to:

- The Council's distillation and prioritisation of the community's short, medium and long term aspirations;
- Existing operational plans, priorities and external factors impacting on resourcing; and
- The assessment and integration of services and business area plans.

The Integrated Planning and Reporting Framework (IP & R) recognises that, due to the integrated approach to its development, the CBP may be presented in a single document or as a number of separate documents. In this regard, this 'master document' includes a synopsis of the other plans, however the formal CBP includes the following:

- Asset Management Plan (Stage 1);
- Long Term Financial Plan (2013 – 2023); and
- Workforce Plan.

1.2 Shire Snapshot

The Shire of Plantagenet is located in the Great Southern Region of Western Australia, covering 4,792 square kilometres and has spectacular scenery including the Porongurup and a part of the Stirling Range. It is bordered by the Shires of Denmark, Manjimup, Cranbrook, Gnowangerup and the City of Albany.

The Shire encompasses the townsites of Rocky Gully, Kendenup, Porongurup, Narrikup and Mount Barker. Mount Barker serves a wide and diverse agricultural area and is the administrative centre for the Shire of Plantagenet.

The main agricultural focus is cropping, horticulture, plantation timber, sheep, cattle and wine production. There are also many lifestyle opportunities set within a beautiful natural environment.

Mount Barker, the Shire's commercial centre, lies in the middle of the Shire. It is easily accessible from Muir Highway from the south-west, Albany Highway from the north and south and Porongurup Road from the east. In addition to Mount Barker, the Shire includes the rural villages of Kendenup, Narrikup, Rocky Gully and Porongurup.

Mount Barker is an ideal holiday centre with ample shopping and recreation facilities. It is also within easy reach of the southern coastline and other regional tourist attractions.

Figure 1: Shire of Plantagenet

2.0 Integrated Planning and Reporting Framework

The Local Government Act 1995 requires each local government to prepare a Plan for the Future. Part of this planning involves considering how the Shire will continue to deliver services to the community on a long term basis.

In October 2010, the WA Department of Local Government (DLG) (now Department of Local Government and Communities) released the Integrated Planning and Reporting (IP & R) Framework. Amendments to the Local Government (Administration) Regulations 1996 came into effect in August 2011 and now define what comprises the Plan for Future, which is the preparation of an Integrated Strategic Plan comprising a Strategic Community Plan (SCP) and CBP (this document).

The SCP has a planning horizon of 10 years, needs to be reviewed every two years (desk top review following local government elections) and updated (full review) every four years. It needs to be developed through engagement of the community and sets out the high level aspirations of the community.

The CBP has a planning horizon of four years with a desktop review, following local government elections, every two years. Preparation of the CBP needs to align with development of the SCP. The CBP is not necessarily one document and can be the combination of several documents. The main thing is that the CBP ties together all of the informing strategies and links them to the SCP.

The diagram at Figure 2 sets out how the various documents required by the IP & R Framework fit together. It also shows the combination of the SCP and CBP comprising the ISP.

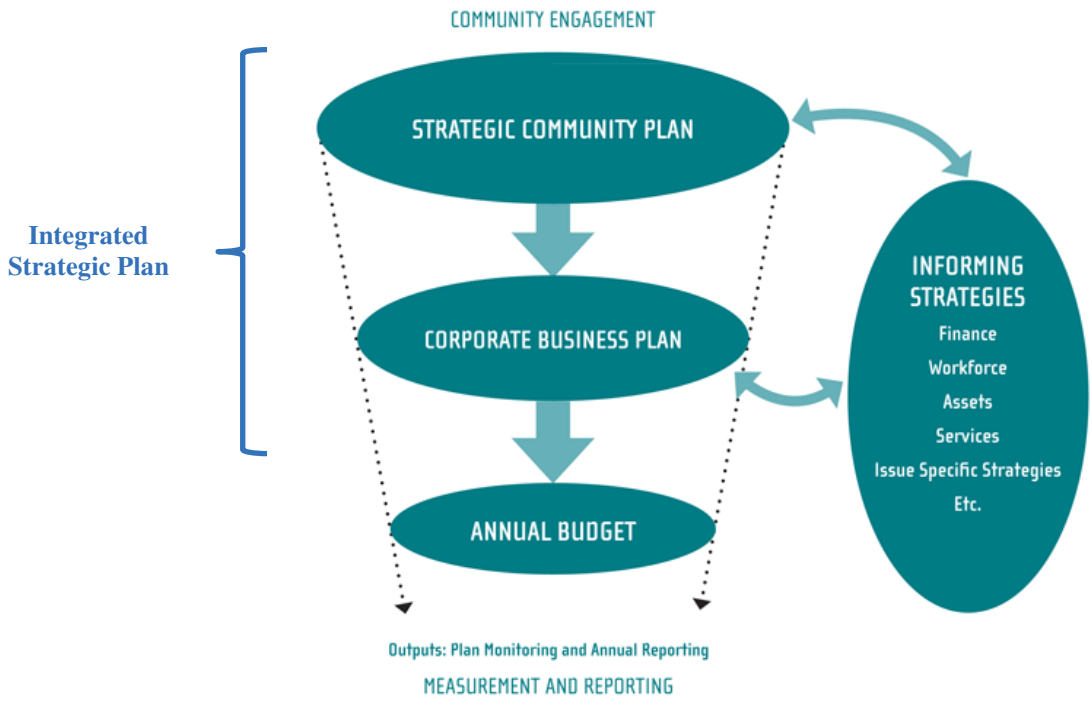

Figure 2: Integrated Planning and Reporting Framework

2.1 Strategic Community Plan

As part of the IP & R Framework, Councils are required to prepare a long term strategic plan that clearly links the community's aspirations with the Council's vision and long term strategy.

The Strategic Community Plan represents the culmination of input from the consultants and facilitated staff and councillor workshops. These activities synthesised current corporate plans and the results of the community survey into a cohesive and representative high level document, aimed at guiding the direction of the Shire over the next ten years.

At its meeting held on 25 June 2013, the Council adopted its Strategic Community Plan 2013 – 2023. The SCP includes the following Vision, Mission and Values:

VISION

Plantagenet, building a sustainable community, where natural beauty and diversity provide opportunities for all.

MISSION

To enhance the quality of life for the people of Plantagenet and the region, through the provision of leadership, services and infrastructure.

VALUES

- **Integrity** through honesty, ethical behaviour and trustworthiness
- **Professionalism** through understanding our roles and responsibility, the need to work efficiently and strive for excellence
- **Accountability** through openness and transparency
- **Supportiveness** by being patient, caring and friendly
- **Responsibility** by taking ownership and not blaming others
- **Customer Focus** by understanding needs, being proactive and responsive

The Strategic Community Plan was developed using the following framework. This Corporate Business Plan follows that same framework, in order to link actions and tasks to the SCP strategies.

Figure 3: Strategic Community Plan Framework

2.2 Measuring Outcomes

In developing this plan, the Council has considered the ways of measuring the achievement of strategic outcomes by the application of performance indicators. The following strategic measures or key performance indicators will be monitored to track the Shire's progress in achieving the outcomes identified in the Strategic Community Plan.

Goal 1 - Community Pride and Wellbeing (Outcomes)	Key Performance Indicators
1.1 Health and family support services that are accessible and meet the needs of our community	1.1 Availability of health and family support services in Plantagenet
1.2 Promote and enforce Public and Environmental Health Requirements	1.2 Percentage of food premises that meet minimum public health standards
1.3 A cohesive and supportive community	1.3 No. of volunteers increasing
1.4 Opportunities for development and participation of our youth	1.4 No. of organisations in the district catering for our youth
1.5 Recreation, sporting and leisure facilities that support the wellbeing of the community	1.5 No. of people engaging in recreation and sporting facilities
1.6 Quality of life for the aged	1.6 No. of aged people choosing to live in Plantagenet
1.7 Quality of life for the disabled	1.7 Implementation of Disability Access and Inclusion Plan outcomes
1.8 Cultural, arts and learning opportunities that contribute to vibrancy and diversity in the community	1.8 No. of cultural, arts and learning opportunities available to the people of Plantagenet
1.9 A safe Plantagenet	1.9 Crime statistics increasing or decreasing

Goal 2 - Enhanced Natural and Built Environment (Outcomes)	Key Performance Indicators
2.1 Long term planning and development guided by the Planning Vision	2.1 Percentage of Council planning decisions in line with the Planning Vision
2.2 Appropriate development which is diverse in nature and protects local heritage	2.2 Number and value of building (dwelling) approvals; and development consents in line with the TPS
2.3 Pleasant streetscapes, open spaces, parks and gardens	2.3 Community satisfaction with parks, gardens and open spaces; Annual expenditure on parks maintenance
2.4 Safe and reliable transport infrastructure	2.4 Annual expenditure on transport infrastructure; No. of roads closed due to inclement weather or over-use
2.5 Council buildings and facilities that meet community needs	2.5 Usage rates of council facilities
2.6 Assets and infrastructure managed over the long term to meet current and future needs	2.6 Asset consumption ratio, asset sustainability ratio, asset renewal funding ratio
2.7 Protection of natural environment	2.7 Level of satisfaction of catchment groups with the Shire's management of the natural environment
2.8 Awareness of and appropriate response to effects of climate variation	2.8 Number of strategic actions implemented in regard to response to climate variation
2.9 Integrated waste management	2.9 Percentage of community waste diverted from landfill
2.10 Efficient use and management of water resources	2.10 Decreasing reliance on mains water consumption.

Goal 3 - Prosperous and Sustainable Local Economy	Key Performance Indicators
Outcomes	
3.1 Diverse, profitable and sustainable local business 3.2 A strong and diverse economic base 3.3 A well-developed relationship with industry, commerce and government 3.4 A strong tourism region 3.5 Appropriate infrastructure that supports sustainable economic development 3.6 Sustainable population growth	3.1 No. of retail and service businesses in the Mount Barker townsite 3.2 Number and value of development consents (commercial and industrial) 3.3 Establishment of a local business peak body 3.4 Tourist visitor numbers 3.5 Community satisfaction with infrastructure that supports sustainable economic development 3.6 Census population levels

Goal 4 - Effective Governance and Organisation	Key Performance Indicators
Outcomes	
4.1 Effective governance and leadership 4.2 Effective engagement with the community and stakeholders 4.3 Innovative and accessible customer services and information system 4.4 Implementation of effective integrated planning and reporting processes 4.5 Skilled, committed and professional staff in a supportive environment 4.6 Effective and efficient corporate and administrative services	4.1 No. of times the Council has made a decision contrary to its adopted policies 4.2 Completion of the Council's engagement and communication strategy 4.3 Community satisfaction with customer services 4.4 Legislative compliance; Feedback from Department of Local Government 4.5 Decreasing staff turnover rates 4.6 No. of FTE per head of population; Value of rates income per head of population

2.3 Asset Management Plan

Asset Management is an informing strategy to the ISP. The DLG has also prepared an Asset Management Framework that defines what local governments should strive to develop in order to have sufficient information to inform the ISP. The Asset Management Framework is set out in Figure 4.

The Asset Management Improvement Strategy is a key component of the informing strategies that comprise the Asset Management Framework and sets out the following:

- Where are we now with asset management?
- Where do we want to be in five years?
- What are the tasks that we need to undertake to fill the gap?
- What are the timeframes over which each task will be carried out?
- Who will be responsible for each task? and

- What resources do we need ($ and/or Officer time) to achieve each task in the selected timeframe.

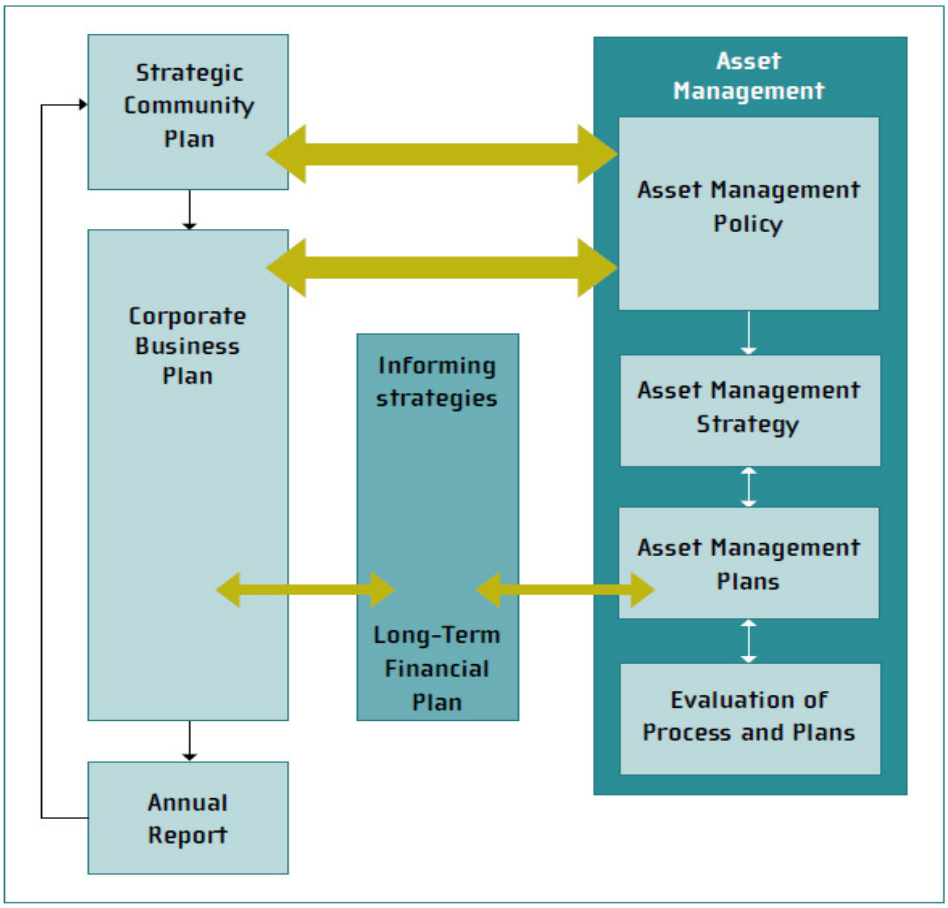

Figure 4: IP&R Asset Management Framework

The Asset Management Improvement Plan attempts to answer all of the above questions. The first version (1st Cut) of the plan may not be fully complete as it may rely on a task/s identified in the Improvement Task List to be completed before the information in the plan can considered robust. Nonetheless it is a first step on the Shire's asset management journey and will be regularly updated by the Asset Management Working Group (AMWG).

The format of the AMP is as follows:

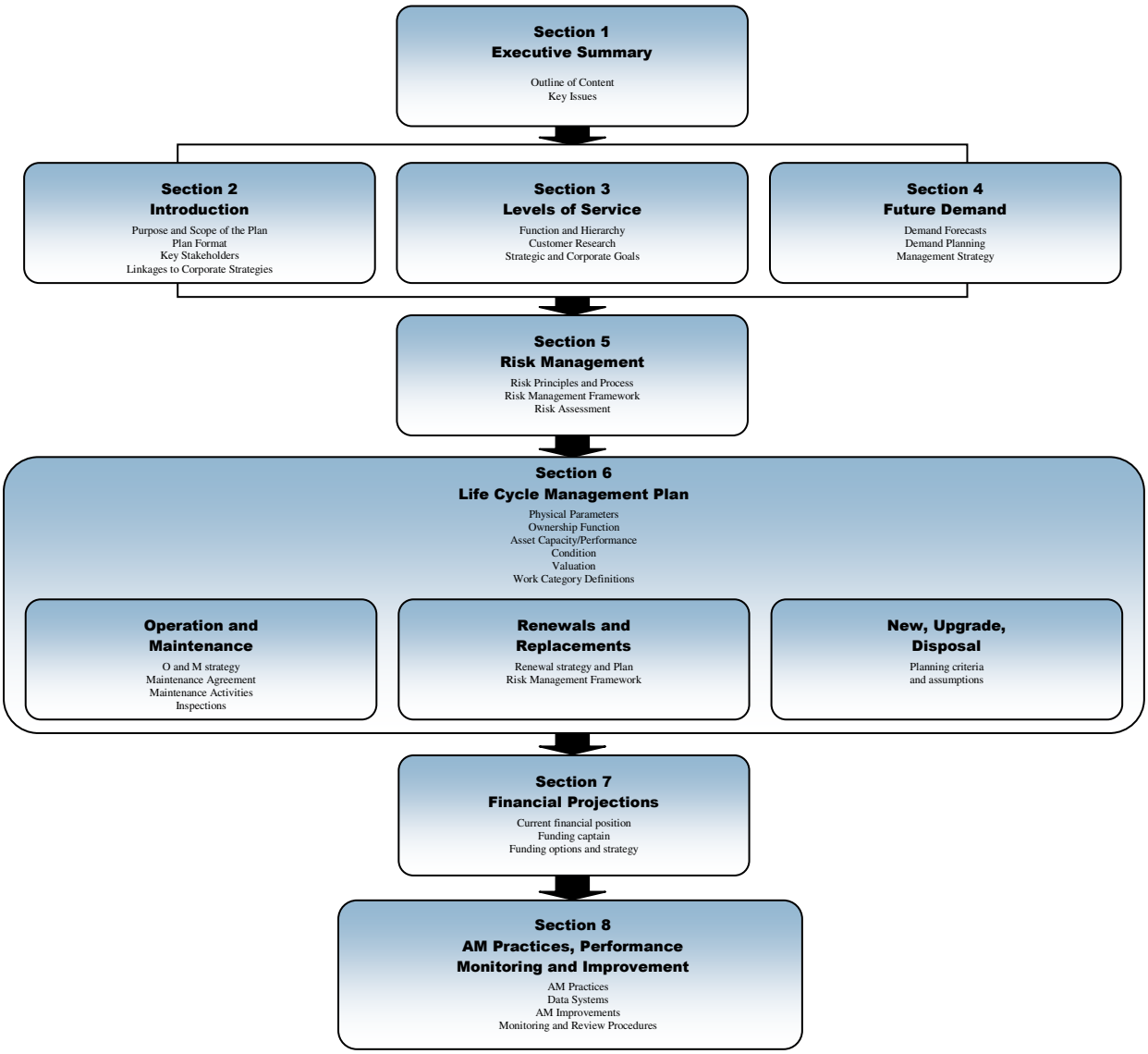

A summary of recommendations made in the AMP is as follows:

No.	Recommendation
1	Develop a Stakeholder Engagement methodology and detail in a future version of the AMP.
2	Determine and document current Technical and Customer Levels of Service.
3	Develop targeted criteria to consult the community on in relation to each asset group.
4	Develop demand forecasts and detail their implication for each major asset group
5	Establish a Risk Management Committee with the task of developing a Risk Management Framework and a Risk Management Plan.

6	Develop and maintain a comprehensive record of asset responsibilities.
7	Develop an Operations and Maintenance Strategy.
8	Develop an asset inspection process and procedure.
9	Develop an Asset Renewal and Replacement Strategy.
10	Develop a Capital Evaluation Process.
11	Develop a Roles and Responsibilities Matrix and documents this in the AMP and cross reference individual Position Descriptions.
12	Undertake a data and systems audit of all software and data used across the organisation and document this in the AMP.
13	Develop monitoring criteria against which performance monitoring of the effectiveness of the AMP can be measured and reported.

2.4 Long Term Financial Plan

The Long Term Financial Plan (LTFP) is a modelling tool to project the Shire's financial commitments over the next ten years as a means of helping ensure financial sustainability. The LTFP is part of the Integrated Planning and Reporting Framework that includes the following separate components:

- A ten year Strategic Community Plan (SCP);
- A four year Corporate Business Plan (CBP);
- A Workforce Plan; and
- The Asset Management Framework.

The LTFP is a dynamic tool which analyses financial trends over a ten year period on a range of assumptions and provides us with information to assess the impacts of current decisions and budgets on our future financial sustainability.

The aim of developing the LTFP is to achieve the following objectives:

- Help us to project commitments regarding costs for new services or projects as a result of community growth or changing demographics;
- Maintain a strong cash position, ensuring that the Council remains financially sustainable in the long-term, delivering capacity to respond to unexpected opportunities or unpredictable events such as natural disasters;
- Strategically pursue State and Federal government grant funding opportunities where aligned with the Strategic Community Plan and the Corporate Business Plan requirements;
- Plan rate increases to balance the budget so we can provide for service delivery that meets reasonable community needs;
- Ensure that critical infrastructure asset renewal is funded at the optimum time.
- We are required to undertake a broad review of our Strategic Community Plan every two years and a full review every four years. This LTFP will be reviewed annually in conjunction with the budget process to ensure continued sustainability.

A principle of long term financial planning is to ensure that the Shire remains financially sustainable. Whilst there are many definitions of sustainability, a definition of financial sustainability can be found in the report entitled 'National Financial Sustainability Study of Local Government' for the Australian Local Government Association as follows:

'The financial sustainability of a council is determined by its ability to manage expected financial requirements and financial risks and shocks over the long term without the use of disruptive revenue or expenditure measures; which is determined by:

- *healthy finances in the current period and long term outlook based on continuation of the council's present spending and funding policies and given likely economic and demographic developments; and*
- *ensuring infrastructure renewals/replacement expenditure matches forward looking asset management plan expenditure needs.'*

To ensure we remain financially sustainable, it is important that sound financial strategies and principles are developed and continually reviewed in line with the changing economic and demographic outlook for the community.

2.5 Workforce Plan

Strategic workforce planning is a critical aspect in the long term planning for an organisation. Such a plan helps to ensure that there are sufficient people to carry out the organisation's purpose. It also helps to ensure that the right people are in the right place at the right time to build a resilient, cohesive and sustainable organisation.

Workforce planning in Australia, particularly in rural Australia has a number of challenges:

- The workforce is changing within Australia. We are seeing more women in the workforce: there are fewer young people entering the job market each year and the workforce is aging;
- In 2011 more people exited the workforce than entered it;
- Over the next 40 years the proportion of Australians aged over 65 will double; and
- Australia will have shortages of more than 200,000 skilled workers over the next 5 years.

Workforce Planning is the key to forecasting future labour markets, but is also used to:

- Identify staffing problems;
- Monitor and contain workforce costs;
- Develop and highlight existing and new workforce skills; and
- Ensure that there is adequate service delivery into the future.

The Shire of Plantagenet is a significant employer within the Lower Great Southern area of Western Australia. It employs 77 full and part time employees, representing approximately 2.9% of the employment within the area. The Shire of Plantagenet has a strong relationship with its workforce – long term employees, a relatively small workforce number and tight knit community all support the connected, professional and personal approach by management.

The Integrated Planning and Reporting Framework requires all Councils in WA to develop long term Community Strategic Plans and four year Delivery Programs. This Workforce Plan forms part of the Integrated Planning Strategy and outlines how the Shire of Plantagenet will implement the priorities and strategies within its Delivery Program, in line with the Council's budget.

The Shire of Plantagenet faces a number of long term challenges relating to its workforce, and in particular in relation to the implementation of the Delivery Program. These challenges include:

- Ageing labour force;
- Attracting and retaining skilled and qualified staff;
- Meeting community service and infrastructure expectations;
- Funding required positions;
- Changes in technology and machinery; and
- Changing Occupational Safety & Health requirements and the potential impacts on productivity and budget.

This strategy focuses on the context of workforce planning, explores regional and local challenges, and outlines the responses that the Shire of Plantagenet will take to support the implementation of the Delivery Program.

The Workforce Plan aims to ensure the Shire of Plantagenet's workforce has the right skills, at the right time and in the right quantities to ensure sustainable service delivery in the future.

Key objectives of the Workforce Plan are to identify:

- Gaps between current and future workforce capability;
- Areas of skills shortage;
- Issues arising from an ageing workforce;
- Areas of workforce growth and shrinkage;
- Strategies to address the gaps and mitigate risk; and
- A succession plan for critical positions.

3.0 Corporate Business Plan

3.1 Regulatory Requirements

A Corporate Business Plan:

(i) Is for a minimum of 4 years.

(ii) Identifies and prioritises the principal strategies and activities the council will undertake in response to the aspirations and objectives stated in the Strategic Community Plan.

(iii) States the services, operations and projects that a local government will deliver over the period of the plan, the method for delivering these and the associated cost.

(iv) References resourcing considerations such as asset management plans, finances and workforce plans.

(v) Is adopted by council by absolute majority.

Regulations also require that:

(i) Notice has been given to the public when the Corporate Business Plan is adopted (or modified).

(ii) The Corporate Business Plan is reviewed annually. This is because it is the main 'driver' for the local government's annual budget.

3.2 Plan Preparation

The process through which the CBP has been developed incorporates:

- Activating the Strategic Community Plan; and
- Operations Planning – including Asset Management, Financial Management and Workforce Management.

These strategies and plans have been influenced by and will continue to be shaped by other documents such as:

- Strategic Community Plan;
- Previous Plan for the Future;
- Council policies and decisions;
- Planning Vision;
- Local Planning Strategy;
- Town Planning Scheme No.3;
- Public open Space Strategy;
- Mount Barker and Kendenup Sport and Recreation Plans;
- Disability Access and Inclusion Plan;
- EEO Management Plan;
- Information Technology Strategic Plan;
- Saleyards Strategic Plan;
- Strategic Marketing Plan;
- Environmental Health Plan;

- Facility Business Plans, Management Plans and Maintenance Schedules;
- Plantagenet Trails Masterplan;
- Asset Management Strategy;
- Asset Register;
- Forward Capital Works Plan;
- Gravel Sheeting Strategy;
- Townsite Drainage Plans;
- Roman Database;
- Five year Plant Replacement Program;
- Five Year Road Construction Program;
- Strategic Public Relations / Marketing Plan (Proposed);
- Economic Development Plan (Proposed);
- Strategic Risk Management Plan (Proposed); and
- Business Continuity / Disaster Recovery Plan (Proposed).

Conversely, such plans (proposed and updated) may also be outputs from this framework.

The Plan incorporates four year priorities set by the Council and a ten year rolling financial plan (by reference to the Long Term Financial Plan). Reviews of this plan will drive the operations of the Shire of Plantagenet within its resourcing capabilities.

In developing this plan, the Council has considered the capacity of its current resources and the anticipated capacity of its future resources. The Council has also considered demographic trends and the ways of measuring the achievement of strategic outcomes by the application of performance indicators. The plan will be reviewed annually to deliver the annual budget, but the software supporting this plan will enable it to be continually updated.

3.3 Service Delivery

The Shire of Plantagenet delivers services to its community in line with the Strategic Community Plan 2013 – 2023 under reporting programs defined by the Local Government (Financial Management) Regulations 1996. The services and their associated strategies have been listed under each program.

Program	Shire Services	Associated Strategies
Governance	Administration	1.3.4 • 2.3.1 • 4.1.6 • 4.4.3 • 4.4.4 • 4.5.4 • 4.6.1 • 4.6.2 • 4.6.3 • 4.6.4 • 4.6.5 • 4.6.6
	Asset Management	2.6.1 • 4.4.2
	Community Engagement	3.6.1 • 4.2.1
	Customer Service	4.3.1 • 4.3.2 • 4.3.3 • 4.3.4
	Financial Management	1.9.3 • 4.4.2 • 4.6.1
	Governance and Elected Member Support	4.1.1 • 4.1.2 • 4.1.3 • 4.1.4 • 4.1.5 • 4.1.6 • 4.1.7
	Human Resource Development	4.1.2 • 4.5.1 • 4.5.2 • 4.5.3 • 4.5.4
	Information Technology	4.1.5 • 4.3.3
	Long Term Strategic Planning	4.4.1 • 4.4.2 • 4.4.3 • 4.4.4
	Procurement	4.6.1 • 4.6.6
	Political and Indusry Lobbying	3.3.3 • 3.5.2 • 3.5.3 • 4.2.4
	Regional Collaboration	2.1.3 • 3.4.3 • 4.2.3
	Support for Volunteers	1.3.2 • 1.3.3
Law, Order and Public Safety	Animal Control	1.9.1
	Bushfire	1.9.2
	Community Safety	1.9.3 • 1.9.4 • 1.9.5 • 2.4.4
	Emergency Services	1.9.2
	Fire Protection	1.9.2
	Parking Control	2.4.3
	Unauthorised Clearing	2.7.4
Health	Contaminated Sites	2.7.1
	General and Public Health	1.2.1 • 1.2.2
	Health Promotion	1.2.3
	Infectious Diseases	1.2.4 • 1.2.5
	Outdoor Dining and Trading	1.2.3

Education and Welfare	Aged Services	1.6.1 • 1.6.2 • 1.6.3
	Childhood Development	1.1.3
	Disabled Services	1.7.1 • 1.7.2
	Health and Family Support Services	1.1.2
	Youth Programs	1.4.1
Community Amenities	Advertising Signs	2.2.3
	Cemeteries Maintenance	2.3.3
	Development Control and Compliance	2.2.1 • 2.2.2
	Design of Public Spaces	2.3.2
	Heritage Conservation	2.2.6
	Outdoor Amenities	2.3.1 • 2.5.1
	Planning Scheme	2.1.3 • 4.1.4
	Refuse Sites	2.9.2
	Septage	2.9.2
	Strategic Land Use Planning	2.1.1 • 2.1.2 • 2.1.3 • 2.1.4 • 2.2.4 • 2.2.5 • 2.2.7 • 3.5.1 • 3.6.1
	Waste Collection and Disposal	2.9.1 • 2.9.2 • 2.9.3 • 2.9.4 • 2.9.5
Recreation and Culture	Conservation	2.2.6 • 2.7.2 • 2.7.3 • 2.7.4 • 2.10.1 • 2.10.2 • 2.10.3 • 2.10.4
	Council Reserves (Undeveloped and Bush Reserves)	2.7.1 • 2.7.3
	Design of Public Spaces	1.8.3 • 1.8.4
	Events and Festivals	1.3.1 • 1.8.5
	Leisure Programs	1.3.4 • 1.5.1 • 1.5.4 • 1.5.5 • 1.5.6 • 2.3.4
	Libraries	1.8.1 • 1.8.2
	Museums and Art Gallery	1.8.3 • 2.2.6
	Parks and Reserves Maintenance	2.3.1
	Road Signage – Banners	2.4.5
	Sporting Clubs	1.5.2 • 1.5.3 • 1.5.4
	Swimming Pool	1.5.6
	Youth Programs	1.4.2 • 1.4.3
Transport	Bridges and Culverts	2.2.6 • 2.4.1
	Constructed Drainage Systems	2.4.2
	Footpaths – Trails – Cycleways	2.3.4 • 2.4.1
	Gates on Road Reserves	2.7.1
	Road Building Materials	2.4.1

	Road Closures – Temporary and Permanent	2.4.4
	Road Signage – Streets, Directional, Service and Tourist	2.4.5
	Roads	2.4.1
	Road Resumptions	2.4.1
	Street Lighting	1.9.4
	Sustainability	1.9.3 • 2.7.1 • 2.8.1 • 2.8.3 • 2.8.4
Economic Services	Building Maintenance and Security	1.5.4 • 2.5.1 • 2.5.3 • 4.5.2
	Building Regulation - Education	2.2.2
	Building Regulation - Enforcement	2.2.2
	Building Regulation - Issue of Licences	2.2.2
	Business and Regional Development	3.3.2 • 3.3.3 • 3.4.1 • 3.4.2 • 4.1.4 • 4.2.3
	Community and Grant Funding	3.3.1 • 4.3.4 • 4.6.6
	Economic Development and Marketing	2.6.1 • 2.6.2 • 3.2.3 • 3.5.1 • 3.5.2 • 3.5.3 • 3.5.4 • 4.2.1
	Extractive Industries	2.2.8
	Mount Barker Regional Saleyards	3.5.5
	New Council Buildings	2.5.2 • 2.8.2
	Pests – Council Property	2.7.2
	Rehabilitation – Gravel Pits	2.7.1
	Salinity	2.7.1
	Strengthening Rural Communities	3.1.1 • 3.1.2 • 3.1.3 • 3.1.4 • 3.2.1 • 3.2.2 • 3.2.4 • 3.2.5 • 4.2.2
Other Property and Services	Fleet Management	2.6.1
	Other Property and Services	4.6.4
	Plant and Machinery	2.6.1
	Private Works	1.9.2 • 4.6.4

3.4 Capital Program

A number of capital projects are forecast to be undertaken during the life of this plan. These activities are summarised below, which is based on the 2015/2016 budget and the Long Term Financial Plan 2013/14 – 2022/23. This list is not exhaustive, as many projects are on the 'drawing board', but subject to more detailed planning and identification of funding sources.

Strategy Ref	Strategy Description	Action / Task Ref	Action	2015/16	2016/17	2017/18	2018/19	2019/20
1.5.3	Develop Sounness Park as the primary ball sports facility in the District	1.5.3.2	Progress and source funding opportunities for Stages 2 & 3 of the redevelopment of Sounness Park	$132,000				
1.5.4	Promote the development of Frost Park as a major equine centre in the Great Southern Region	1.5.4.1	Work in conjunction with the Mount Barker Turf Club and Frost Park User Group to prepare a capital development plan and explore potential management / lease options	$80,000	$60,000	$50,000	$80,000	$80,000
1.5.5	Improve and promote Recreation Centre services and programs to encourage increased patronage	1.5.5.1.1	Gym Equipment - Ongoing replacement and upgrade program	$10,000	$11,000	$11,500	$12,000	$12,000
1.5.6	Maintain a safe pool facility and enhance aquatic programs to encourage increased patronage	1.5.6.1	Maintain and promote the Shire's pool facilities and programs	$17,500				
1.9.2	Support the community in emergency and fire management planning, preparedness, response and recovery	1.9.2.3.1	Work with DFES to ensure the appropriate replacement of fire fighting vehicles, equipment and additional resources such as brigade sheds	$330,000	$250,000	$250,000	$250,000	$250,000
1.9.5	Continue to develop CCTV coverage in Mount Barker	1.9.5.1	Maintain and expand CCTV initiative, including Mount Barker Railway Station	$52,500				
2.3.1	Manage and maintain the Council's parks, gardens and open space at appropriate standards	2.3.1.1	Maintain parks, gardens and open space at standards acceptable to the community	$341,700	$100,000	$103,000	$106,090	$109,273
2.4.1	Maintain and further develop roads and pathways at appropriate standards	2.4.1.2	Maintain and improve constructed footpath infrastructure	$122,000	$78,400	$81,200	$84,000	$84,000
2.4.1	Maintain and further develop roads and pathways at appropriate standards	2.4.1.6	Construct and maintain Shire roads and associated infrastructure to the standard adopted by the Council and in accordance with requirements of State agencies	$2,900,000	$2,600,000	$2,704,000	$2,812,160	$2,812,160
2.5.1	Ensure Council buildings, facilities and public amenities are provided and maintained to an appropriate standard	2.5.1.1	Ensure all Council buildings are maintained and secured to defined service levels (In line with Asset Management Plan and Building Maintenance Program)	$430,000	$250,000	$257,500	$265,225	$273,182
2.6.1	Develop and implement long-term Service and Asset Management Plans for all Council assets, having regard for current and future asset needs and the Shire's long-term financial plan	2.6.1.2	Ensure the Council has an efficient and cost effective light fleet management program	$160,000	$150,000	$154,500	$159,135	$163,909
2.6.1	Develop and implement long-term Service and Asset Management Plans for all Council assets, having regard for current and future asset needs and the Shire's long-term financial plan	2.6.1.3	Ensure the Council has an efficient and cost effective plant and machinery management program	$1,276,500	$313,700	$612,000	$204,000	$556,000
2.9.2	Manage existing waste disposal sites and transfer stations in accordance with legislative requirements	2.9.2.2	Provide waste facilities that are readily accessible to all stakeholders	$12,000				
3.5.5	Manage and maintain the Saleyards to ensure that the facility is successful and self-sustaining	3.5.5.1	Saleyards Infrastructure Improvements	$747,000	$100,000	$103,000	$106,090	$109,273

3.5 Detailed Strategies and Actions

The following tables reflect the future actions to be undertaken for each strategy, which have been divided into the four elements of the Strategic Community Plan framework.

Goal 1: Community Pride and Wellbeing

Scope:

Foster community pride, safety, well-being and involvement through the provision of services

Outcome / Strategy	Action Ref.	Action	Operating/Capital	2015/16	2016/17	2017/18	2018/19	2019/20 onwards
Outcome 1.1 - Health and family support services that are accessible and meet the needs of our community								
Strategy 1.1.1 - Advocate for medical and hospital services within the region								
	1.1.1.1	Aim to at least retain and preferably increase health professional to population ratios in the district (doctors, dentists, other health professionals)	Operating	⦿	⦿	⦿	⦿	⦿
	1.1.1.2	Advocate for improved medical and hospital facilities in Albany and Denmark	Operating	⦿	⦿	⦿	⦿	⦿
	1.1.1.3	Establish a relationship with medical and hospital services in the region	Operating	⦿	⦿	⦿	⦿	⦿
Strategy 1.1.2 - Advocate for health and family support services								
	1.1.2.1	Assist Government Departments to promote their health and family support services	Operating	⦿	⦿	⦿	⦿	⦿
Strategy 1.1.3 - Provide and promote childhood development services and facilities								
	1.1.3.1	Support the provision of long day care services	Operating	⦿	⦿	⦿	⦿	⦿
	1.1.3.2	Support the provision of programs such as Playgroup, Toy Library and after school activities	Operating	⦿	⦿	⦿	⦿	⦿
	1.1.3.3	Address low Australian Early Development Index scores in the Shire	Operating	⦿	⦿	⦿	⦿	⦿
Outcome 1.2 - Promote and enforce Public and Environmental Health Requirements								
Strategy 1.2.1 - Provide food premises inspections								
	1.2.1.1	Undertake inspections of food premises to ensure they are of a high standard	Operating	⦿	⦿	⦿	⦿	⦿
	1.2.1.3	Ensure legislative requirements relative to public health are met	Operating	⦿	⦿	⦿	⦿	⦿
Strategy 1.2.2 - Provide public buildings inspections								
	1.2.2.1	Ensure legislative requirements relative to public buildings are met	Operating	⦿	⦿	⦿	⦿	⦿
Strategy 1.2.3 - Undertake food safety and public health promotion								
	1.2.3.1	Ensure outdoor dining and trading are conducted to the benefit of both retailers and the community	Operating	⦿	⦿	⦿	⦿	⦿
	1.2.3.2	Promote public health as an important community issue	Operating	⦿	⦿	⦿	⦿	⦿

Outcome / Strategy	Action Ref.	Action	Operating/Capital	2015/16	2016/17	2017/18	2018/19	2019/20 onwards
Strategy 1.2.4 - Work with the State Government to control infectious diseases								
	1.2.4.1	Address infectious diseases in accordance with the Health Act 1911 and Health Local Law 2008	Operating	⦿	⦿	⦿	⦿	⦿
	1.2.4.2	Monitor notices issued by the Health Department and ensure whatever action required is carried out immediately	Operating	⦿	⦿	⦿	⦿	⦿
Strategy 1.2.5 - React to emerging health threats								
	1.2.5.1	Respond to emerging health threats when notified by the Health Department of WA	Operating	⦿	⦿	⦿	⦿	⦿
Outcome 1.3 - A cohesive and supportive community								
Strategy 1.3.1 - Promote and support community and cultural events								
	1.3.1.1	Encourage and support community groups to host public events	Operating	⦿	⦿	⦿	⦿	⦿
	1.3.1.2	Advocate for local hosting of regional events or components of regional events	Operating	⦿	⦿	⦿	⦿	⦿
Strategy 1.3.2 - Promote and support the initiatives and achievements of our volunteers								
	1.3.2.1	Recognise volunteer contributions in the community	Operating	⦿	⦿	⦿	⦿	⦿
	1.3.2.2	Encourage the delivery of volunteer training opportunities offered through the Club Development Officer program	Operating	⦿	⦿	⦿	⦿	⦿
Strategy 1.3.3 - Work in partnership with community groups to assist in attracting new volunteers								
	1.3.3.1	Consult regularly with community groups regarding volunteer requirements	Operating	⦿	⦿	⦿	⦿	⦿
Strategy 1.3.4 - Actively promote and assist community groups and clubs								
	1.3.4.1	Co-ordinate the promotion of community groups and clubs	Operating	⦿	⦿	⦿	⦿	⦿
	1.3.4.2	Provide grant / funding assistance to community groups	Operating	⦿	⦿	⦿	⦿	⦿
Strategy 1.3.5 - Review access to community services within the Shire								
	1.3.5.1	Develop an understanding of the issues impacting on the delivery of services within the Shire	Operating	⦿	⦿	⦿	⦿	⦿
	1.3.5.2	Develop an understanding of the barriers to people accessing services	Operating	⦿	⦿	⦿	⦿	⦿

Outcome / Strategy	Action Ref.	Action	Operating/Capital	2015/16	2016/17	2017/18	2018/19	2019/20 onwards
	1.3.5.3	Review access to community services within the Shire	Operating	◉	◉	◉	◉	◉
Outcome 1.4 - Opportunities for development and participation of our youth								
Strategy 1.4.1 - Promote programs that assist in youth development and leadership								
	1.4.1.1	Identify and support programs that assist in youth development and leadership	Operating	◉	◉	◉	◉	◉
	1.4.1.2	Assist with the dissemination of information on youth development and leadership programs	Operating	◉	◉	◉	◉	◉
Strategy 1.4.2 - Provide and promote appropriate and accessible facilities and activities for youth								
	1.4.2.1	Promote existing programs and identify gaps in service provision	Operating	◉	◉	◉	◉	◉
Strategy 1.4.3 - Support youth training and employment programs								
	1.4.3.1	Support the delivery of post secondary education in the district	Operating	◉	◉	◉	◉	◉
	1.4.3.2	Encourage the hosting of apprenticeships and traineeships in the district	Operating	◉	◉	◉	◉	◉
Outcome 1.5 - Recreation, sporting and leisure facilities that support the wellbeing of the community								
Strategy 1.5.1 - Maintain and improve sporting and recreation facilities in the District based on catchment needs								
	1.5.1.1	Encourage the development of a regional recreation plan	Operating	◉	◉	◉	◉	◉
	1.5.1.2	Develop a playground upgrade and replacement strategy	Operating	◉	○	○	○	○
	1.5.1.3	Address recommendations from the Mount Barker and Kendenup Sport and Recreation Plans including development of new infrastructure	Capital	◉	◉	◉	◉	◉
	1.5.1.4	Identify opportunities for co-hosting and rationalisation of recreation facilities	Operating	◉	◉	◉	◉	◉
Strategy 1.5.2 - Promote sporting, recreation and leisure facilities and programs in the District								
	1.5.2.1	Identify and develop a database of facilities and services in the district and their use	Operating	◉	○	○	○	○
	1.5.2.2	Help develop clubs and organisations to cater for increasing attendances	Operating	◉	◉	◉	◉	◉
	1.5.2.3	Establish a marketing strategy based on optimising use of facilities and increasing program attendances	Operating	◉	◉	◉	◉	◉

Outcome / Strategy	Action Ref.	Action	Operating/Capital	2015/16	2016/17	2017/18	2018/19	2019/20 onwards
	1.5.2.4	Encourage and support the establishment of new sport and recreation clubs in the district	Operating	◉	◉	◉	◉	◉
Strategy 1.5.4 - Promote the development of Frost Park as a major equine centre in the Great Southern Region								
	1.5.4.1	Work in conjunction with the Mount Barker Turf Club and Frost Park User Group to prepare a capital development plan and explore potential management / lease options	Operating	○	◉	◉	○	○
	1.5.4.2	Lobby RWWA for financial assistance for racecourse developments	Operating	◉	◉	◉	◉	◉
Strategy 1.5.5 - Improve and promote Recreation Centre services and programs to encourage increased patronage								
	1.5.5.1	Prepare and implement Business Plan for the Recreation Centre	Operating	◉	◉	◉	◉	◉
	1.5.5.2	Maintain positive relations with the Department of Education and Training regarding joint management of Recreation Centre	Operating	◉	◉	◉	◉	◉
Strategy 1.5.6 - Maintain a safe pool facility and enhance aquatic programs to encourage increased patronage								
	1.5.6.1	Maintain and promote the Shire's pool facilities and programs	Operating	◉	◉	◉	◉	◉
	1.5.6.2	Prepare and implement Business Plan for the Swimming Pool	Operating	◉	◉	◉	◉	◉
Outcome 1.6 - Quality of life for the aged								
Strategy 1.6.1 - Advocate the provision and promotion of services and facilities that meet the needs of the aged								
	1.6.1.1	Support the delivery of programs for the aged	Operating	◉	◉	◉	◉	◉
Strategy 1.6.2 - Support quality accommodation for the aged								
	1.6.2.1	Support the provision of quality accommodation for the aged	Operating	◉	◉	◉	◉	◉
Strategy 1.6.3 - Support the provision of active ageing activities for seniors								
	1.6.3.1	Support the provision of active ageing and social activities for all seniors	Operating	◉	◉	◉	◉	◉
Outcome 1.7 - Quality of life for the disabled								
Strategy 1.7.1 - Provide and promote services and facilities that meet the needs of disabled persons								
	1.7.1.1	Support the provision of services for disabled people in the district	Operating	◉	◉	◉	◉	◉

Outcome / Strategy	Action Ref.	Action	Operating/Capital	2015/16	2016/17	2017/18	2018/19	2019/20 onwards
	1.7.1.2	Meet with community members to identify gaps in service and facility provision	Operating	⦿	⦿	⦿	⦿	⦿
Strategy 1.7.2 - Implement the Shire's Disability Access and Inclusion Plan								
	1.7.2.1	Progress the Shire's Disability Access and Inclusion Plan and review annually	Operating	⦿	⦿	⦿	⦿	⦿
Outcome 1.8 - Cultural, arts and learning opportunities that contribute to vibrancy and diversity in the community								
Strategy 1.8.1 - Provide library services and programs that help improve literacy and community engagement								
	1.8.1.1	Support the provision of library services that suit the needs of the community	Operating	⦿	⦿	⦿	⦿	⦿
	1.8.1.2	Promote library services to the community	Operating	⦿	⦿	⦿	⦿	⦿
	1.8.1.3	Prepare and implement Business Plan for the Library	Operating	⦿	⦿	⦿	⦿	⦿
	1.8.1.4	Identify opportunities to develop library outreach programs and services	Operating	⦿	⦿	⦿	⦿	⦿
	1.8.1.5	Continue to support the provision of regional library services	Operating	⦿	⦿	⦿	⦿	⦿
	1.8.1.6	Embrace and investigate use of technology to provide services to customers	Operating	⦿	⦿	⦿	⦿	⦿
Strategy 1.8.2 - Support programs that assist in developing lifelong learning opportunities								
	1.8.2.1	Provide and support programs that support lifelong learning opportunities	Operating	⦿	⦿	⦿	⦿	⦿
	1.8.2.2	Support education programs with Library resources	Operating	⦿	⦿	⦿	⦿	⦿
	1.8.2.3	Develop partnerships with educational institutions to create an 'environment of learning'	Operating	⦿	⦿	⦿	⦿	⦿
Strategy 1.8.3 - Support the provision of appropriate, accessible arts facilities and activities to encourage artistic and cultural expression								
	1.8.3.2	Encourage the maintenance and restoration of the museum, art gallery and items of historical significance to the Shire	Operating	⦿	⦿	⦿	⦿	⦿
	1.8.3.3	Maintain and promote the Shire's art collection	Operating	⦿	⦿	⦿	⦿	⦿
	1.8.3.4	Support the exhibition of cultural and artistic activities within the Shire	Operating	⦿	⦿	⦿	⦿	⦿
Strategy 1.8.4 - Include arts and cultural considerations in all aspects of urban and social planning								

Outcome / Strategy	Action Ref.	Action	Operating/Capital	2015/16	2016/17	2017/18	2018/19	2019/20 onwards
	1.8.4.1	Consider arts and cultural considerations in all aspects of urban and social planning	Operating	⦿	⦿	⦿	⦿	⦿
Strategy 1.8.5 - Promote and support community and cultural events								
	1.8.5.1	Support and encourage events and festivals to be hosted within the Shire	Operating	⦿	⦿	⦿	⦿	⦿
Outcome 1.9 - A safe Plantagenet								
Strategy 1.9.1 - Provide animal control in accordance with legislative requirements								
	1.9.1.1	Educate the community regarding rules and requirements associated with keeping animals in rural and urban areas	Operating	⦿	⦿	⦿	⦿	⦿
	1.9.1.2	Enforce animal controls in order to maintain public safety	Operating	⦿	⦿	⦿	⦿	⦿
Strategy 1.9.2 - Support the community in emergency and fire management planning, preparedness, response and recovery								
	1.9.2.1	Maximise community safety through the management of the risks associated with fire, natural events and large scale emergencies	Operating	⦿	⦿	⦿	⦿	⦿
	1.9.2.2	Support the position of Community Emergency Services Manager in achieving the actions and goals detailed in the Business Plan	Operating	⦿	⦿	⦿	⦿	⦿
	1.9.2.3	Develop partnerships with hazard management agencies to help plan for emergency events	Operating	⦿	⦿	⦿	⦿	⦿
	1.9.2.4	Educate the community in matters of emergency prevention and preparedness	Operating	⦿	⦿	⦿	⦿	⦿
Strategy 1.9.3 - Promote and support planning and activities that encourage a safe and responsible community								
	1.9.3.1	Support initiaves to improve community safety	Operating	⦿	⦿	⦿	⦿	⦿
	1.9.3.2	Promote the Shire as a Tidy Town and encourage community ownership	Operating	⦿	⦿	⦿	⦿	⦿
Strategy 1.9.4 - Advocate for appropriate lighting in streets and public places								
	1.9.4.1	Ensure Western Power is notified of street light faults	Operating	⦿	⦿	⦿	⦿	⦿
	1.9.4.2	Ensure appropriate street lighting is provided in new and existing developments	Operating	⦿	⦿	⦿	⦿	⦿
	1.9.4.3	Seek funds for appropriate lighting in public places	Operating	⦿	⦿	⦿	⦿	⦿
Strategy 1.9.5 - Continue to develop CCTV coverage in Mount Barker								

Outcome / Strategy	Action Ref.	Action	Operating/Capital	2015/16	2016/17	2017/18	2018/19	2019/20 onwards
	1.9.5.1	Maintain and expand CCTV initiative, including Mount Barker Railway Station	Capital	◉	◉	◉	◉	◉

Goal 2: Enhancing Natural and Built Environment

Scope:

Planning, provision and maintenance of physical infrastructure that supports service delivery as well as protection and care of our natural environment.

Outcome / Strategy	Action Ref.	Action	Operating/Capital	2015/16	2016/17	2017/18	2018/19	2019/20 onwards
Outcome 2.01 - Long term planning and development guided by the Planning Vision								
Strategy 2.1.1 - Review, update and implement the Planning Vision								
	2.1.1.1	Monitor the Council's Planning Vision as a Planning Scheme Policy to guide growth 20 years and beyond	Operating	◉	◉	◉	◉	◉
Strategy 2.1.2 - Adopt a regional approach to planning and development issues								
	2.1.2.1	Actively work with neighbouring Councils on a regional approach to planning and development issues	Operating	◉	◉	◉	◉	◉
Strategy 2.1.3 - Collaborate with the State Government to ensure that local planning development and long term growth needs are met								
	2.1.3.1	Ensure that local planning development and long term growth needs are met	Operating	◉	◉	◉	◉	◉
	2.1.3.2	Prepare a Mount Barker Townsite Strategy for long term growth	Operating	◉	○	○	○	◉
Strategy 2.1.4 - Encourage and promote the use of good agricultural land for food production								
	2.1.4.1	Encourage and promote the use of agricultural land with good soil and water for food production	Operating	◉	◉	◉	◉	◉
Outcome 2.02 - Appropriate development which is diverse in nature and protects local heritage								
Strategy 2.2.1 - Encourage appropriate major land developments								
	2.2.1.1	Provide supportive planning and development guidance and liaison on appropriate major land developments	Operating	◉	◉	◉	◉	◉
Strategy 2.2.2 - Ensure quality, consistent and responsive development and building assessment approval processes and enforcement								
	2.2.2.1	Guide local development in accordance with the Planning Scheme	Operating	◉	◉	◉	◉	◉
	2.2.2.2	Promote and encourage local development compliance with the Planning Scheme	Operating	◉	◉	◉	◉	◉
	2.2.2.3	Educate the public about the need for building permits	Operating	◉	◉	◉	◉	◉
	2.2.2.4	Ensure all conditions relative to building permits are complied with	Operating	◉	◉	◉	◉	◉
	2.2.2.5	Ensure building permits are issued in a timely and efficient manner	Operating	◉	◉	◉	◉	◉
Strategy 2.2.3 - Control advertising signage								

Outcome / Strategy	Action Ref.	Action	Operating/Capital	2015/16	2016/17	2017/18	2018/19	2019/20 onwards
	2.2.3.1	Prepare a comprehensive Planning Scheme Policy on advertising signage over the Shire area	Operating	○	○	○	◉	○
Strategy 2.2.4 - Actively work with other government bodies on state, regional planning and development issues								
	2.2.4.1	Work with other government bodies on state, regional planning and development issues	Operating	◉	◉	◉	◉	◉
Strategy 2.2.5 - Encourage industry, business and residential development that is consistent with the individual character of towns								
	2.2.5.1	Encourage development that is consistent with the individual character of towns	Operating	◉	◉	◉	◉	◉
Strategy 2.2.6 - Support the conservation and maintenance of heritage buildings, heritage items and places of interest								
	2.2.6.1	Recognise and protect Aboriginal and European heritage places throughout the Shire	Operating	◉	◉	◉	◉	◉
	2.2.6.2	Identify and conserve places of cultural heritage significance	Operating	◉	◉	◉	◉	◉
	2.2.6.3	Support and promote Shire's Museum	Operating	◉	◉	◉	◉	◉
Strategy 2.2.7 - Support the development of a comprehensive long term regional planning strategy for the Great Southern Region prepared under the supervision of a regional planning committee								
	2.2.7.1	Support a comprehensive long term regional planning strategy prepared under the supervision of a regional planning committee which involves local government planners	Operating	◉	◉	◉	◉	◉
Strategy 2.2.8 - Control extractive industries								
	2.2.8.1	Ensure that all extractive industries are in compliance with the Extractive Industries Local Law 2008 and the Planning Scheme	Operating	◉	◉	◉	◉	◉
Outcome 2.03 - Pleasant streetscapes, open spaces, parks and gardens								
Strategy 2.3.1 - Manage and maintain the Council's parks, gardens and open space at appropriate standards								
	2.3.1.1	Maintain parks, gardens and open space at standards acceptable to the community	Operating	◉	◉	◉	◉	◉
	2.3.1.4	Establish outdoor amenities that suit the needs of the community in a safe and pleasant manner	Operating	◉	◉	◉	◉	◉
Strategy 2.3.2 - Develop, maintain and enhance town streetscapes and public spaces								
	2.3.2.1	Promote and design the upgrading of public spaces	Operating	◉	◉	◉	◉	◉

Outcome / Strategy	Action Ref.	Action	Operating/Capital	2015/16	2016/17	2017/18	2018/19	2019/20 onwards
Strategy 2.3.3 - Provide appropriately maintained cemeteries for our community								
	2.3.3.1	Administer the Shire's cemeteries in accordance with relevant legislation and modern practices	Operating	⦿	⦿	⦿	⦿	⦿
	2.3.3.2	Ensure all cemeteries are managed in accordance with established plans and industry standards and maintained and approved in accordance with all necessary legal and administrative requirements	Operating	⦿	⦿	⦿	⦿	⦿
Strategy 2.3.4 - Encourage the development of trails in line with the Trails Master Plan								
	2.3.4.1	Seek funding to progress the development of priority trails identified in the Plantagenet Trails Masterplan (Wildflower Walk Trail and Tower Hill Trail)	Capital	⦿	⦿	⦿	⦿	⦿
Outcome 2.04 - Safe and reliable transport infrastructure								
Strategy 2.4.1 - Maintain and further develop roads and pathways at appropriate standards								
	2.4.1.1	Ensure the Council's ongoing access to materials for the construction and maintenance of its road network	Operating	⦿	⦿	⦿	⦿	⦿
	2.4.1.2	Maintain and improve constructed footpath infrastructure	Both	⦿	⦿	⦿	⦿	⦿
	2.4.1.3	Encourage the establishment, promotion and resourcing of appropriate dual use path facilities	Capital	⦿	⦿	⦿	⦿	⦿
	2.4.1.4	Identify outstanding road encroachments and rectify	Operating	⦿	⦿	⦿	⦿	⦿
	2.4.1.5	Identify the need for road resumptions for future road construction and maintenance and instigate those resumptions	Operating	⦿	⦿	⦿	⦿	⦿
	2.4.1.6	Construct and maintain Shire roads and associated infrastructure to the standard adopted by the Council and in accordance with requirements of State agencies	Both	⦿	⦿	⦿	⦿	⦿
Strategy 2.4.2 - Maintain Shire drainage systems								
	2.4.2.1	Manage drainage infrastructure in a manner which minimises flooding on private property and public infrastructure	Both	⦿	⦿	⦿	⦿	⦿
	2.4.2.2	Identify and record existing drainage systems to provide the basis for future infrastructure requirements	Operating	⦿	⦿	⦿	⦿	⦿
Strategy 2.4.3 - Provide appropriate on-road and off-street car parking as well as parking control activities								
	2.4.3.1	Review the provision of on and off street parking	Operating	⦿	⦿	⦿	⦿	⦿

Outcome / Strategy	Action Ref.	Action	Operating/Capital	2015/16	2016/17	2017/18	2018/19	2019/20 onwards
	2.4.3.2	Enforce parking restrictions in controlled areas	Operating	⦿	⦿	⦿	⦿	⦿
Strategy 2.4.4 - Investigate and respond to road safety and traffic issues throughout the District								
	2.4.4.1	Support the Roadwise Program	Operating	⦿	⦿	⦿	⦿	⦿
	2.4.4.2	Ensure both temporary and permanent road closures are processed and approved in accordance with all necessary legal and administrative requirements	Operating	⦿	⦿	⦿	⦿	⦿
	2.4.4.3	Effectively communicate with external agencies as required	Operating	⦿	⦿	⦿	⦿	⦿
Strategy 2.4.5 - Maintain and control street signs, banners and directional signage								
	2.4.5.1	Encourage the display of promotional banners in Lowood Road and other places as appropriate	Operating	⦿	⦿	⦿	⦿	⦿
	2.4.5.2	Ensure the provision of directional, service and tourism signage, is acceptably integrated into the urban and rural landscape and the amenity of the locality is maintained and protected	Operating	⦿	⦿	⦿	⦿	⦿
	2.4.5.3	Ensure that all signs and other road safety devices are adequately maintained and replaced if showing signs of deterioration or damage	Operating	⦿	⦿	⦿	⦿	⦿

Outcome 2.05 - Council buildings and facilities that meet community needs

Strategy 2.5.1 - Ensure Council buildings, facilities and public amenities are provided and maintained to an appropriate standard								
	2.5.1.1	Ensure all Council buildings are maintained and secured to defined service levels (In line with Asset Amnagement Plan and Building Maintenance Program)	Operating	⦿	⦿	⦿	⦿	⦿
Strategy 2.5.2 - Develop new buildings and facilities in accordance with asset management principles and based on a planned and prioritised approach								
	2.5.2.1	Ensure new Council buildings are planned and constructed in line with policy and fit for purpose	Operating	⦿	⦿	⦿	⦿	⦿
Strategy 2.5.3 - Continue to investigate opportunities to rationalise or devolve obsolete buildings and other assets								
	2.5.3.1	Pursue rationalisation of old halls and other buildings, in line with Community Halls and Buildings Policy	Operating	⦿	⦿	⦿	⦿	⦿

Outcome 2.06 - Assets and infrastructure managed over the long term to meet current and future needs

Strategy 2.6.1 - Develop and implement long-term Service and Asset Management Plans for all Council assets, having regard for current and future asset needs and the Shire's long-term financial plan

Outcome / Strategy	Action Ref.	Action	Operating/Capital	2015/16	2016/17	2017/18	2018/19	2019/20 onwards
	2.6.1.1	Implement Asset Management Framework and Principles	Operating	⦿	⦿	⦿	⦿	⦿
	2.6.1.2	Ensure the Council has an efficient and cost effective light fleet management program	Capital	⦿	⦿	⦿	⦿	⦿
	2.6.1.3	Ensure the Council has an efficient and cost effective plant and machinery management program	Capital	⦿	⦿	⦿	⦿	⦿
	2.6.1.4	Investigate development options for Council owned land and buildings	Operating	⦿	⦿	⦿	⦿	⦿
Strategy 2.6.2 - Maintain effective liaison with other levels of government and regional bodies to ensure coordinated provision of regional infrastructure								
	2.6.2.1	Maintain effective liaison with other levels of government and regional bodies to ensure coordinated provision of regional infrastructure	Operating	⦿	⦿	⦿	⦿	⦿
Outcome 2.07 - Protection of natural environment								
Strategy 2.7.1 - Provide effective environmental management and maintenance of the Council's land and reserves								
	2.7.1.1	Maintain the Council's land and reserves in accordance with the requirements of the relevant legislation	Operating	⦿	⦿	⦿	⦿	⦿
	2.7.1.2	Maintain undeveloped Council reserves to the standard adopted by the Council	Operating	⦿	⦿	⦿	⦿	⦿
	2.7.1.3	Maintain the natural values present on bush reserves controlled by the Shire	Operating	⦿	⦿	⦿	⦿	⦿
	2.7.1.5	Identify and monitor areas affected by salinity impacting on Council land	Operating	⦿	⦿	⦿	⦿	⦿
	2.7.1.6	Minimise long-term financial impacts from salinity due to the shortened life span of infrastructure assets Infrastructure assets include roads, bridges, drainage systems, service utilities and buildings	Operating	⦿	⦿	⦿	⦿	⦿
	2.7.1.7	Rehabilitate all exhausted gravel pits	Operating	⦿	⦿	⦿	⦿	⦿
	2.7.1.8	Ensure the Council maintains control over the erection of gates and stock grids across road reserves within the Shire	Operating	⦿	⦿	⦿	⦿	⦿
	2.7.1.9	Ensure that drainage and road design does not adversely impact on the natural environment	Operating	⦿	⦿	⦿	⦿	⦿
Strategy 2.7.2 - Support the management of feral animals								
	2.7.2.1	Ensure pest control is a component of long-term sustainable management	Operating	⦿	⦿	⦿	⦿	⦿
	2.7.2.2	Support programs to control and / or erdadicate feral animals throughout the Shire	Operating	⦿	⦿	⦿	⦿	⦿

Outcome / Strategy	Action Ref.	Action	Operating/Capital	2015/16	2016/17	2017/18	2018/19	2019/20 onwards
Strategy 2.7.3 - Reduce the incursion of weeds on Council controlled roads and reserves								
	2.7.3.1	Develop a Shire of Plantagenet Weed Strategy suitable for Council adoption	Operating	○	◉	○	○	◉
Strategy 2.7.4 - Promote and support community based environmental initiatives and protections								
	2.7.4.1	Manage natural resources in a sustainable manner on land owned or vested with the Council	Operating	◉	◉	◉	◉	◉
	2.7.4.2	Ensure no unauthorised clearing occurs within the Shire	Operating	◉	◉	◉	◉	◉
Outcome 2.08 - Awareness of and appropriate response to effects of climate variation								
Strategy 2.8.1 - Support community education and promotion of energy and water efficiency								
	2.8.1.1	Work with relevant organisations to hold a program of workshops to encourage more sustainable practices around the home	Operating	◉	◉	◉	◉	◉
Strategy 2.8.2 - Investigate and adopt energy efficiency practices in Council operations								
	2.8.2.1	Ensure energy efficiency is a consideration in new building construction	Operating	◉	◉	◉	◉	◉
Strategy 2.8.3 - Investigate green energy initiatives								
	2.8.3.1	Integrate sustainability into all aspects of the Shire operations	Operating	◉	◉	◉	◉	◉
Strategy 2.8.4 - Consider climate variability in planning matters to minimise impact on the natural environment								
	2.8.4.1	Develop management plans that improve the performance of Council operations to address global warming	Operating	◉	◉	◉	◉	◉
Outcome 2.09 - Integrated waste management								
Strategy 2.9.1 - Undertake rubbish collection services in Mount Barker, Kendenup and Narrikup townsites								
	2.9.1.1	Provide an efficient and economic waste collection and disposal service that is readily accessible to commercial and domestic properties in Mount Barker, Kendenup, Narrikup and Rocky Gully townsites	Operating	◉	◉	◉	◉	◉
Strategy 2.9.2 - Manage existing waste disposal sites and transfer stations in accordance with legislative requirements								
	2.9.2.1	Ensure the Shire's waste management sites are environmentally compliant	Operating	◉	◉	◉	◉	◉

Outcome / Strategy	Action Ref.	Action	Operating/Capital	2015/16	2016/17	2017/18	2018/19	2019/20 onwards
	2.9.2.2	Provide waste facilities that are readily accessible to all stakeholders	Operating	⦿	⦿	⦿	⦿	⦿
	2.9.2.3	Undertake appropriate forward planning to meet the Shire's long-term waste disposal needs	Operating	⦿	⦿	⦿	⦿	⦿
	2.9.2.4	Provide a liquid waste facility that is readily accessible to all stakeholders	Operating	⦿	⦿	⦿	⦿	⦿
Strategy 2.9.3 - Develop and implement integrated waste management programs in line with the State Government's waste management principles								
	2.9.3.1	Promote waste minimisation through education and improved infrastructure and resources within waste management sites	Operating	⦿	⦿	⦿	⦿	⦿
Strategy 2.9.4 - Investigate regional waste management co-operation opportunities								
	2.9.4.1	Investigate possibility of regional cooperation for refuse disposal	Operating	⦿	⦿	⦿	⦿	⦿
Strategy 2.9.5 - Investigate and implement recycling capability								
	2.9.5.1	Develop recycling facilities and services	Both	⦿	⦿	⦿	⦿	⦿
Outcome 2.10 - Efficient use and management of water resources								
Strategy 2.10.1 - Support development of sustainable potable water infrastructure								
	2.10.1.1	Develop partnerships with State Government agencies to identify initiatives to reduce the use of reticulated potable water	Operating	⦿	⦿	⦿	⦿	⦿
Strategy 2.10.2 - Promote effective water management practices								
	2.10.2.1	Implement strategies to conserve water, while still retaining amenity, sport and recreation and biodiversity outcomes	Operating	⦿	⦿	⦿	⦿	⦿
	2.10.2.2	Provide water standpipes in Mount Barker, Kendenup and Narrikup to support local residents and emergency services requirements	Operating	⦿	⦿	⦿	⦿	⦿
Strategy 2.10.3 - Investigate waste water re-use								
	2.10.2.3	Investigate proposals for re-use of waste water	Both	⦿	⦿	⦿	⦿	⦿
Strategy 2.10.4 - Support a coordinated approach to water resource management, including drainage								
	2.10.4.1	Support a co-ordinated approach to local water resource management, including drainage	Operating	⦿	⦿	⦿	⦿	⦿

Outcome / Strategy	Action Ref.	Action	Operating/Capital	2015/16	2016/17	2017/18	2018/19	2019/20 onwards
	2.10.4.2	Support a co-ordinated approach to regional water resource management	Operating	◉	◉	◉	◉	◉

Goal 3: Prosperous and sustainable local economy

Scope:

A strong local economy supports the business and residential sectors and contributes to employment opportunities and a broad range of services.

Outcome / Strategy	Action Ref.	Action	Operating/Capital	2015/16	2016/17	2017/18	2018/19	2019/20 onwards
Outcome 3.1 - Diverse, profitable and sustainable local business								
Strategy 3.1.1 - Promote the District as a good business destination								
	3.1.1.1	Encourage business development within the district	Operating	◉	◉	◉	◉	◉
	3.1.1.2	Advocate for increased resources for business development	Operating	◉	◉	◉	◉	◉
Strategy 3.1.2 - Encourage employment and training programs for local business								
	3.1.2.1	Assist in the dissemination of information for employment and training programs for local business	Operating	◉	◉	◉	◉	◉
Strategy 3.1.3 - Support the promotion and marketing of local businesses								
	3.1.3.1	Where appropriate, assist with the promotion and marketing of local businesses	Operating	◉	◉	◉	◉	◉
Strategy 3.1.4 - Promote the long term growth of the District								
	3.1.4.1	Promote the long term growth of the District by encouraging diverse, profitable and sustainable business	Operating	◉	◉	◉	◉	◉
Outcome 3.2 - A strong and diverse economic base								
Strategy 3.2.1 - Identify and attract value adding and compatible new industries to the region								
	3.2.1.1	Facilitate the attraction of value adding and compatible new industries to the region	Operating	◉	◉	◉	◉	◉
Strategy 3.2.2 - Promote and support local industry development initiatives, including export in partnership with the State Government and regional organisations								
	3.2.2.1	Recognise and develop Plantagenet's unique rural character	Operating	◉	◉	◉	◉	◉
	3.2.2.2	Advocate the development of the Yerriminup Special Industrial Site	Operating	◉	◉	◉	◉	◉
Strategy 3.2.3 - Develop and review policy to facilitate and support business development and economic growth								
	3.2.3.1	Prepare an economic development plan	Operating	◉	○	○	○	○
Strategy 3.2.4 - Advocate for downstream processing in established industries								
	3.2.4.1	Advocate for downstream processing activities in the district such as a cattle abattoir	Operating	◉	◉	◉	◉	◉

Outcome / Strategy	Action Ref.	Action	Operating/Capital	2015/16	2016/17	2017/18	2018/19	2019/20 onwards
Strategy 3.2.5 - Support the establishment of manufacturing businesses								
	3.2.5.1	Ensure sufficient appropriately zoned land is available for manufacturing purposes	Operating	◉	◉	◉	◉	◉
Outcome 3.3 - A well-developed relationship with industry, commerce and government								
Strategy 3.3.1 - Develop, maintain and strengthen relationships with local businesses								
	3.3.1.1	Develop and maintain a local business database	Operating	◉	◉	◉	◉	◉
	3.3.1.2	Identify and promote various appropriate grant programs throughout the community	Operating	◉	◉	◉	◉	◉
Strategy 3.3.2 - Encourage and support the development of a local Chamber of Commerce								
	3.3.2.1	Encourage the creation of a peak body for business development in Plantagenet	Operating	◉	◉	◉	◉	◉
Strategy 3.3.3 - Develop and maintain intergovernmental relationships								
	3.3.3.1	Actively liaise with the GSDC regarding State initiatives that may benefit the region and Council initiatives that may benefit the region	Operating	◉	◉	◉	◉	◉
	3.3.3.2	Develop mechanisms to ensure commication with government departments in the region	Operating	◉	◉	◉	◉	◉
Outcome 3.4 - A strong tourism region								
Strategy 3.4.1 - Promote and support local and regional tourism initiatives								
	3.4.1.1	Develop a regional tourism plan	Operating	◉	○	○	○	○
	3.4.1.2	Collaborate with tourism peak bodies to promote the region	Operating	◉	◉	◉	◉	◉
Strategy 3.4.2 - Provide infrastructure and services to support tourism								
	3.4.2.1	Provide infrastructure and services to support local tourism	Operating	◉	◉	◉	◉	◉
Outcome 3.5 - Appropriate infrastructure that supports sustainable economic development								
Strategy 3.5.1 - Promote release of serviced industrial, commercial and residential land								
	3.5.1.1	Investigate release of serviced industrial, commercial and residential land with appropriate authorities	Operating	◉	◉	◉	◉	◉

Outcome / Strategy	Action Ref.	Action	Operating/Capital	2015/16	2016/17	2017/18	2018/19	2019/20 onwards
Strategy 3.5.2 - Advocate for improved provision of utility services across the region								
	3.5.2.1	Liaise with utility providers to ensure that adequate power, water and sewer services are available in Plantagenet	Operating	◉	◉	◉	◉	◉
Strategy 3.5.3 - Advocate for improved telecommunications infrastructure in the region								
	3.5.3.1	Advocate for improved mobile telephone and broadband internet infrastructure in Plantagenet and the region	Operating	◉	◉	◉	◉	◉
Strategy 3.5.4 - Support development of a Regional Economic Development Strategy								
	3.5.4.1	Liaise with neighbouring Councils and appropriate government departments on the development of a Regional Economic Development Strategy	Operating	◉	◉	◉	◉	◉
Strategy 3.5.5 - Manage and maintain the Saleyards to ensure that the facility is successful and self-sustaining								
	3.5.5.1	Manage and maintain the Saleyards in accordance with the Strategic Plan and Business Plan for the facility	Operating	◉	◉	◉	◉	◉
	3.5.5.2	Ensure compliance with DEC environmental licence and other relevant requirements	Operating	◉	◉	◉	◉	◉
	3.5.5.3	Operate the Mount Barker Regional Saleyards as a self-sustaining business unit	Operating	◉	◉	◉	◉	◉
	3.5.5.4	Market the Mount Barker Regional Saleyards as the best in Western Australia	Operating	◉	◉	◉	◉	◉

Outcome 3.6 - Sustainable population growth

Strategy 3.6.1 - Attract new residents through promoting and marketing the benefits of living in the area								
	3.6.1.1	Develop a sustainable population growth strategy	Operating	○	○	○	○	◉
	3.6.1.2	Investigate and promote housing development	Operating	◉	◉	◉	◉	◉
	3.6.1.3	Encourage variety in land use and housing to promote a diverse population and stronger community	Operating	◉	◉	◉	◉	◉
	3.6.1.4	Consider the diverse needs of various groups and communities in planning for the services required to cater for population growth	Operating	◉	◉	◉	◉	◉
	3.6.1.5	Monitor Shire population and demographic statistics	Operating	◉	◉	◉	◉	◉

Goal 4: Effective Governance and Organisation

Scope:

An open and accountable professional organisation providing leadership for the community.

Outcome / Strategy	Action Ref.	Action	Operating/Capital	2015/16	2016/17	2017/18	2018/19	2019/20 onwards
Outcome 4.1 - Effective governance and leadership								
Strategy 4.1.1 - Provide effective leadership for the community								
	4.1.1.1	Inform and engage with the community	Operating	◉	◉	◉	◉	◉
Strategy 4.1.2 - Ensure the corporate structure is aligned with the Shire's strategic direction								
	4.1.2.1	Review the corporate structure in terms of the Shire's strategic direction	Operating	◉	◉	◉	◉	◉
Strategy 4.1.3 - Ensure the Council's decision making process is effective and transparent								
	4.1.3.1	Ensure that agendas and minutes are prepared and Council and Committee meetings are held in accordance with the appropriate legislation, local law and policies and corporate standards	Operating	◉	◉	◉	◉	◉
Strategy 4.1.4 - Support strategic alliances, stakeholder forums and advisory committees that assist Shire in policy development and service planning								
	4.1.4.1	Actively investigate resource sharing initiatives with VROC partners	Operating	◉	◉	◉	◉	◉
Strategy 4.1.5 - Strengthen the governance role of Councillors by informing, resourcing, skilling and supporting their role								
	4.1.5.1	Undertake ongoing training for Councillors and senior staff emphasising the role of corporate governance	Operating	◉	◉	◉	◉	◉
Strategy 4.1.6 - Provide administrative support to Shire for Governance functions								
	4.1.6.1	Ensure that a system of processes through which the Shire conducts its decision making and directs, controls and monitors the operation of the organisation is implemented and maintained	Operating	◉	◉	◉	◉	◉
	4.1.6.2	Provide the Council and staff with policies that cover a range of issues that are not binding but provide a basis for determining individual applications or requests	Operating	◉	◉	◉	◉	◉
	4.1.6.3	Provide through delegation a mechanism to enable day to day business of the Council to be handled by the administration	Operating	◉	◉	◉	◉	◉
	4.1.6.4	Maximise awareness of and compliance with relevant legislation	Operating	◉	◉	◉	◉	◉
Strategy 4.1.7 - Continue to support local government elections being conducted by an external body								
	4.1.7.1	Ensure that the election of Councillors is conducted in accordance with the Local Government Act (1995) and other appropriate legislation	Operating	◉	○	◉	○	◉

Outcome 4.2 - Effective engagement with the community and stakeholders

Outcome / Strategy	Action Ref.	Action	Operating/Capital	2015/16	2016/17	2017/18	2018/19	2019/20 onwards
Strategy 4.2.1 - Have a well informed community								
	4.2.1.1	Develop a community engagement and communication strategy	Operating	○	○	○	◉	○
Strategy 4.2.2 - Encourage and support local independent media								
	4.2.2.1	Encourage and support the continuation of a local independent media presence	Operating	◉	◉	◉	◉	◉
Strategy 4.2.3 - Develop positive relations with other Councils								
	4.2.3.1	Encourage ongoing development and support of Southern Link Voluntary Regional Organisation of Councils	Operating	◉	◉	◉	◉	◉
Strategy 4.2.4 - Promote the profile of the District and the Region at appropriate regional, State and Federal forums								
	4.2.4.1	Represent and promote the Council at appropriate regional, State and Federal forums	Operating	◉	◉	◉	◉	◉
	4.2.4.2	Develop the skills and information required for Counillors and senior staff to represent the interests of the Shire	Operating	◉	◉	◉	◉	◉
Outcome 4.3 - Innovative and accessible customer services and information system								
Strategy 4.3.1 - Provide and promote responsive customer and licensing services								
	4.3.1.1	Provide customer service to internal and external customers in line with the Customer Service Charter. Deliver timely, accurate and consistent information to our customers, ensure customer service is accessible and convenient to the whole community and maintain a positive image of the Shire	Operating	◉	◉	◉	◉	◉
Strategy 4.3.2 - Implement review processes in service delivery								
	4.3.2.1	Implement review processes in service delivery on a regular basis and as needed	Operating	◉	◉	◉	◉	◉
Strategy 4.3.3 - Ensure effective integration and management of information and communication technology systems								
	4.3.3.1	Maintain and upgrade IT infrastructure to appropriate standards	Both	◉	◉	◉	◉	◉
	4.3.3.2	Provide staff with efficient access to information, research material, government documentation and organisations.	Operating	◉	◉	◉	◉	◉
	4.3.3.3	Provide a presence on the internet through the Shire web site in order to provide information to stakeholders, accept payment of accounts and general enquiries and to market the Shire and its activities.	Operating	◉	◉	◉	◉	◉

Outcome / Strategy	Action Ref.	Action	Operating/Capital	2015/16	2016/17	2017/18	2018/19	2019/20 onwards
	4.3.3.4	Protect the Shire's IT Infrastructure from computer viruses and theft, vandalism, or breach of confidentiality by computer hackers. In addition, to ensure that corporate electronic records are adequately backed up and protected and able to be restored and re-deployed if required.	Operating	⦿	⦿	⦿	⦿	⦿
	4.3.3.5	Provide a cost effective IT service which supports and provides efficiencies in internal procedures and work practices, enhances communication between staff, elected members and external stakeholders	Operating	⦿	⦿	⦿	⦿	⦿
	4.3.3.6	Provide the Council, staff and stakeholders with financial and other information relating to the operations of the Shire to satisfy legal requirements, facilitate an efficient decision making process and to assist managers and other staff in managing their business areas more effectively and efficiently	Operating	⦿	⦿	⦿	⦿	⦿
Strategy 4.3.4 - Increase use of new technology to engage with the public and keep them informed								
	4.3.4.1	Investigate and utilise new technology to engage with the public	Operating	⦿	⦿	⦿	⦿	⦿
Outcome 4.4 - Effective integrated planning and reporting processes								
Strategy 4.4.1 - Develop, implement and maintain a Strategic Community Plan and Corporate Business Plan								
	4.4.1.1	Comply with legislation for Plan for the Future	Operating	⦿	⦿	⦿	⦿	⦿
Strategy 4.4.2 - Develop, implement and maintain Asset Management Plans and the Long Term Financial Plan								
	4.4.2.1	Ensure that the Council's non-current assets are correctly identified and recorded in our books of account and registers in accordance with legislation and user requirements	Operating	⦿	⦿	⦿	⦿	⦿
	4.4.2.2	Further develop Asset Management Planning beyond Stage 1	Operating	⦿	⦿	⦿	⦿	⦿
	4.4.2.3	Maintain the Long Term Financial Plan	Operating	⦿	⦿	⦿	⦿	⦿
Strategy 4.4.3 - Develop, implement and maintain other plans required by the Integrated Planning process								
	4.4.3.1	Develop and maintain all other plans required by the Integrated Planning process, as identified	Operating	⦿	⦿	⦿	⦿	⦿
Strategy 4.4.4 - Implement Council wide performance management reporting								
	4.4.4.1	Enable comparison of key performance indicators and overall performance with organisations undertaking comparable roles	Operating	⦿	⦿	⦿	⦿	⦿
	4.4.4.2	Develop a benchmarking process	Operating	⦿	⦿	⦿	⦿	⦿

Outcome / Strategy	Action Ref.	Action	Operating/Capital	2015/16	2016/17	2017/18	2018/19	2019/20 onwards
Outcome 4.5 - Skilled, committed and professional staff in a supportive environment								
Strategy 4.5.1 - Provide opportunities for the professional development of Shire staff members								
	4.5.1.1	Attract, retain and develop staff that are best suited to the Shire	Operating	⦿	⦿	⦿	⦿	⦿
Strategy 4.5.2 - Ensure safe work practices through implementation of appropriate Occupational, Health, Safety and Welfare practices								
	4.5.2.1	Maintain a safe working environment, ensuring legislative and internal compliance	Operating	⦿	⦿	⦿	⦿	⦿
	4.5.2.2	Aim to reduce Workers Compensation Claims cost and improve the level of workplace based rehabilitation	Operating	⦿	⦿	⦿	⦿	⦿
Strategy 4.5.3 - Implement an appropriate staff performance appraisal and development systems linked to strategic and business plans								
	4.5.3.1	Undertake annual development reviews of all staff	Operating	⦿	⦿	⦿	⦿	⦿
Strategy 4.5.4 - Maintain and develop human resource management policies, procedures and systems for current and future workforce needs								
	4.5.4.2	Ensure that recruitment, selection and induction of staff is carried out efficiently in accordance with the Workforce Plan	Operating	⦿	⦿	⦿	⦿	⦿
Outcome 4.6 - Effective and efficient corporate and administrative services								
Strategy 4.6.1 - Provide a full range of financial services to support Shire's operations and to meet planning, reporting and accountability requirements								
	4.6.1.1	Ensure accounting systems provide accurate recording, management, security and reporting functions	Operating	⦿	⦿	⦿	⦿	⦿
	4.6.1.2	Ensure the Audit function is carried out in accordance with legislative requirements	Operating	⦿	⦿	⦿	⦿	⦿
	4.6.1.3	Ensure that the Shire's purchasing practises are in accordance with the Council's Purchasing Policy, relevant legislation and appropriate internal controls	Operating	⦿	⦿	⦿	⦿	⦿
	4.6.1.4	Ensure that all moneys owed to the Shire are collected in accordance with the Council's policies and all debtors are treated in a fair and equitable manner	Operating	⦿	⦿	⦿	⦿	⦿
	4.6.1.5	Ensure that annual budgets are realistic, accurate, comply with legislation and achieve the aims established by the Council in its Long Term Planning documents	Operating	⦿	⦿	⦿	⦿	⦿
	4.6.1.6	Responsibly manage the Council's financial resources	Operating	⦿	⦿	⦿	⦿	⦿
Strategy 4.6.2 - Develop and maintain Risk Management policies and procedures								

Outcome / Strategy	Action Ref.	Action	Operating/Capital	2015/16	2016/17	2017/18	2018/19	2019/20 onwards
	4.6.2.2	Develop policies regarding risk mitigation to satisfy new Local Government Act requirements	Operating	⦿	⦿	⦿	⦿	⦿
Strategy 4.6.3 - Maintain, develop and monitor rating and property strategies								
	4.6.3.1	Set fair and reasonable property rating levels, which aim to achieve equity in the maintenance of infrastructure between generations and maintain accurate rating roll records	Operating	⦿	⦿	⦿	⦿	⦿
	4.6.3.3	Undertake reviews of street numbering where issues arise or as a result of infill development	Operating	⦿	⦿	⦿	⦿	⦿
	4.6.3.2	Identify and resolve boundary encroachments which impact on Shire properties	Operating	⦿	⦿	⦿	⦿	⦿
Strategy 4.6.4 - Provide support services for works and plant operations								
	4.6.4.2	Ensure any private works undertaken by the Council are both cost effective and in accordance with the organisation's objectives	Operating	⦿	⦿	⦿	⦿	⦿
	4.6.4.3	Develop internal controls to protect and secure the Council's small plant and equipment	Operating	⦿	⦿	⦿	⦿	⦿
Strategy 4.6.5 - Staff remuneration and other benefits are accurate and paid in a timely manner								
	4.6.5.1	Maintain and develop payroll systems and procedures	Operating	⦿	⦿	⦿	⦿	⦿
Strategy 4.6.6 - Ensure Shire's property, administration and records systems are managed effectively and efficiently								
	4.6.6.1	Ensure that streets, parks, buildings and other Council infrastructure are appropriately named	Operating	⦿	⦿	⦿	⦿	⦿
	4.6.6.2	Maintain the Council’s records of its freehold, vested and leased land	Operating	⦿	⦿	⦿	⦿	⦿
	4.6.6.3	Maintain registers as required by legislation	Operating	⦿	⦿	⦿	⦿	⦿
	4.6.6.4	Maintain accurate and complete documentation of the policies and records of the Shire	Operating	⦿	⦿	⦿	⦿	⦿
	4.6.6.5	Establish and maintain mechanisms of control with respect to records creation and appropriate preservation in accordance with legislative requirements	Operating	⦿	⦿	⦿	⦿	⦿
	4.6.6.6	Maintain mechanisms of control with respect to disposal of records in accordance with legislative requirements	Operating	⦿	⦿	⦿	⦿	⦿
	4.6.6.6	Ensure that the Shire’s tendering and contracting practises are in accordance with the Council’s Purchasing Policy, relevant legislation and appropriate internal controls	Operating	⦿	⦿	⦿	⦿	⦿
	4.6.6.7	Improve the effectiveness and efficiency of the Council's management systems	Operating	⦿	⦿	⦿	⦿	⦿

Outcome / Strategy	Action Ref.	Action	Operating/Capital	2015/16	2016/17	2017/18	2018/19	2019/20 onwards
	4.6.6.8	Provide appropriate office equipment to enhance the efficiency and effectiveness of the organisation	Operating	⦿	⦿	⦿	⦿	⦿
	4.6.6.9	Ensure public access to information or records held by the Shire meets legislative requirements	Operating	⦿	⦿	⦿	⦿	⦿
	4.6.6.10	Ensure that the Shire's infrastructure is prudently insured and that the Council possesses adequate coverage for risks such as public liability and workers compensation	Operating	⦿	⦿	⦿	⦿	⦿
	4.6.6.11	Identify Grant Funding Opportunies as a means of financing (fully or partially) Council projects	Operating	⦿	⦿	⦿	⦿	⦿
	4.6.6.12	Ensure that the Council's legitimate corporate interests are protected by seeking legal advice where appropriate	Operating	⦿	⦿	⦿	⦿	⦿
	4.6.6.13	Ensure that the administrative functions are managed in an efficient and effective manner in accordance with the Local Government Act 1995	Operating	⦿	⦿	⦿	⦿	⦿

Council

FINANCIAL STATEMENTS - August 2015

Financial Statements

Meeting Date: 15 September 2015

Number of Pages: Separate Attachment

FINANCIAL STATEMENTS

Shire of Plantagenet

FOR THE PERIOD ENDING

31 August 2015

Shire of Plantagenet
Financial Statements

CONTENTS

	Page
Description of Programs	1
Report by the Chief Executive Officer	2-4
Statement of Financial Activity	5
Statement of Net Current Assets	6
Summary of Reserve Transactions	7
Investments	8
Material Variance Explanation	9
Income & Expenditure	10

DESCRIPTION OF ACTIVITIES WITHIN PROGRAMS

PROGRAM 3	General Purpose Funding	Rates General Purpose Grants Interest on Investments
PROGRAM 4	Governance	Members of Council Other Governance Administration Allocated
PROGRAM 5	Law, Order & Public Safety	Fire Prevention Emergency Services Levy Animal Control Other Law, Order & Public Safety
PROGRAM 7	Health	Health Administration & Inspection Preventive Services Other
PROGRAM 8	Education & Welfare	Old Pre-School Other Education Child Care Centre Other Welfare Aged and Disabled
PROGRAM 10	Community Amenities	Domestic Refuse Collection Waste Disposal Sites Sanitation Other Protection of the Environment Town Planning Cemeteries Other Community Amenities
PROGRAM 11	Recreation and Culture	Public Halls and Civic Centres Mount Barker Public Swimming Pool Mount Barker Recreation Centre Parks and Recreation Grounds Library Services Other Recreation and Culture
PROGRAM 12	Transport	Road Construction Road Maintenance
PROGRAM 13	Economic Services	Rural Services Feral Pig Eradication Tourism & Area Promotion Building Control Cattle Saleyards Other Economic Services Vehicle Licencing
PROGRAM 14	Other Property Services	Private Works Public Works Overhead Allocations Plant Operating Costs Unclassified

REPORT BY THE CHIEF EXECUTIVE OFFICER

Basis of the Report

This report is prepared to meet the compliance requirements of the Local Government (Financial Management) Regulations for monthly reports and applicable Accounting Standards. The report has been prepared on an accrual basis under the convention of historical cost accounting.

The financial information in this report has been complied to show the annual budget (original and adjusted), year to date budget and the income and expenditure for the period ended 31 August 2015. This provides a comparison of the financial performance against the forscasts for the same period. Accounts with a budget variance as specified by the Council have been identified and details are included in Note 4.

All bank account reconciliations are complete and up to date.

All Capital Projects

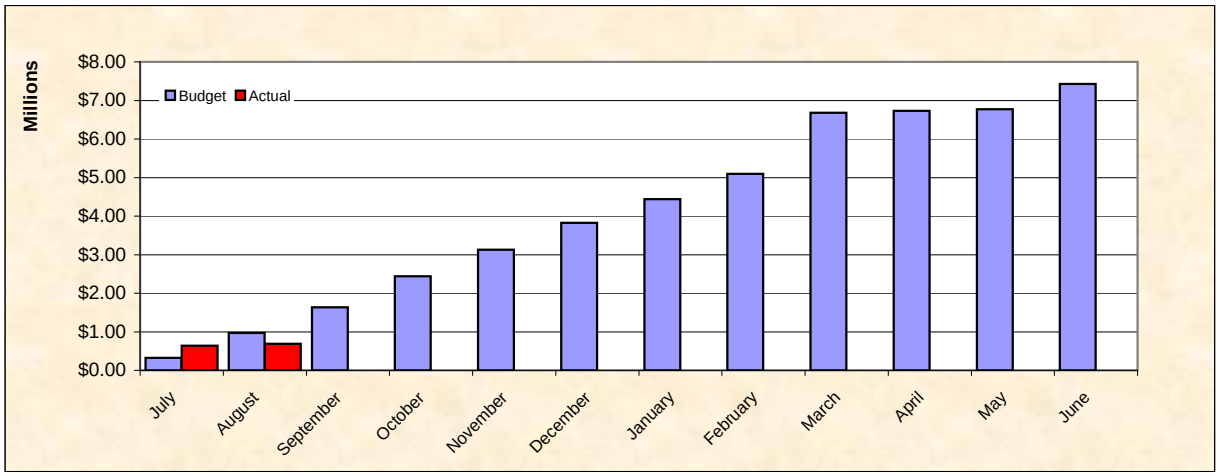

Capital outlays are currently running 29.1% under budget.

Roadworks Program

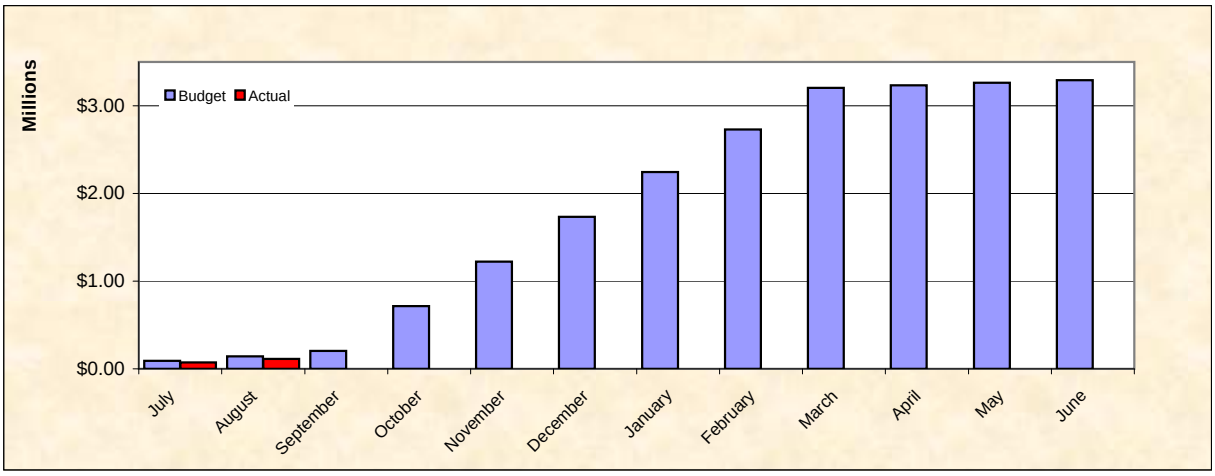

The roadworks program is currently running 21.9% under budget.

Operating Income

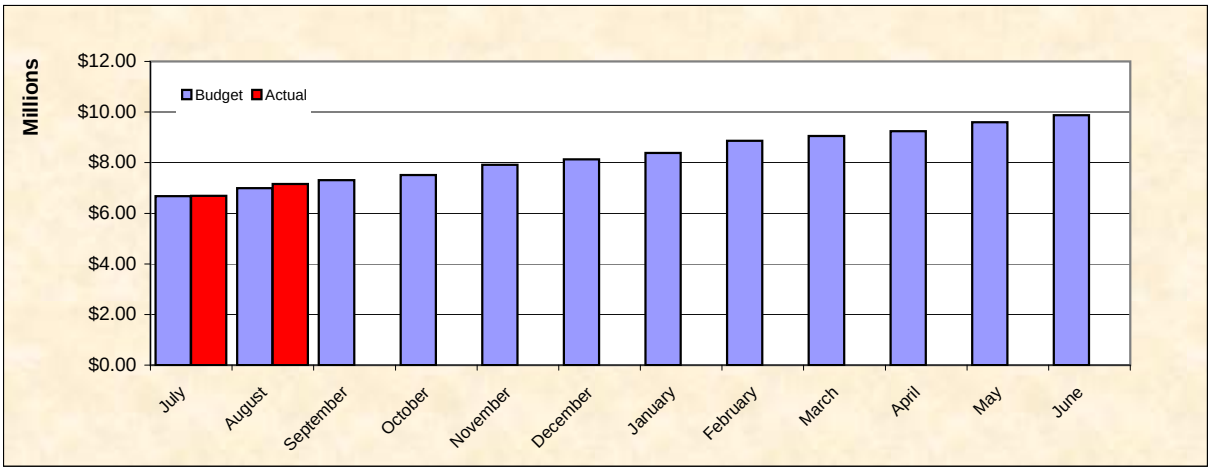

Operating income is currently running 2.3% over budget.

Operating Expenditure

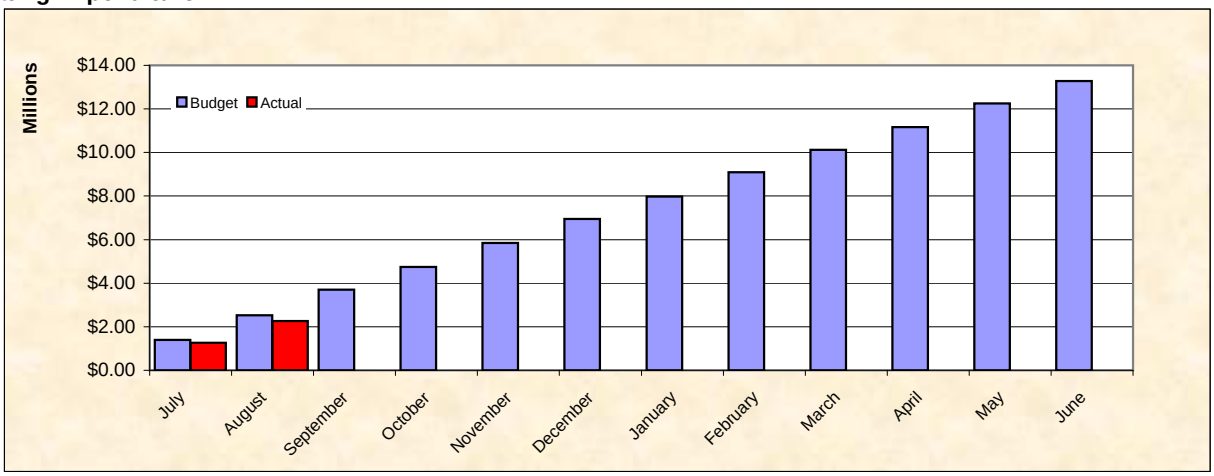

Operating Expenditure is currently running 10.6% under budget.

Cash Position

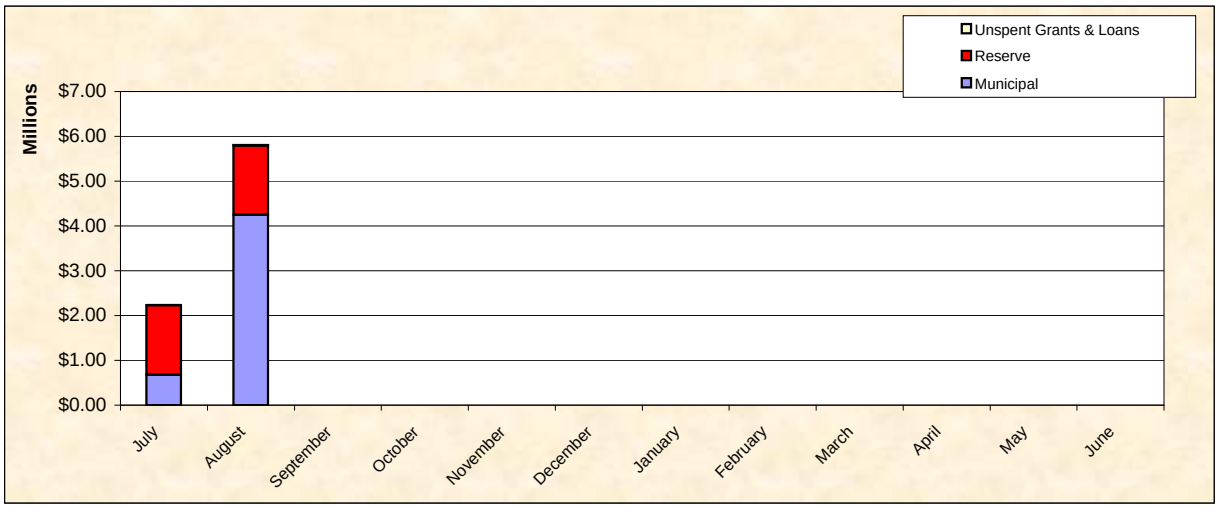

Rates Outstanding (Percent of Rates Raised)

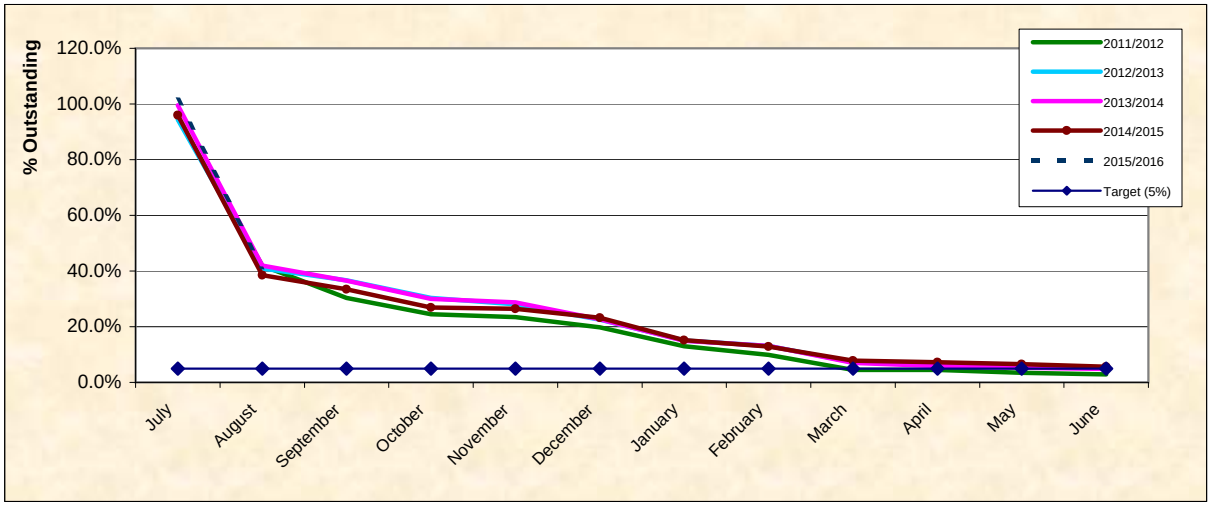

Outstanding Rates are currently at 41.49%

Rob Stewart
Chief Executive Officer

STATEMENT OF FINANCIAL ACTIVITY

For the Period Ended 31 August 2015

	Original Budget 30-Jun-16	Amended Budget 30-Jun-16	Budget YTD 31-Aug-15	Actual YTD 31-Aug-15	Variance Budget to Actual YTD %
Operating					
Revenue (Incl Capital Grants)					
General Purpose Funding	$ 1,215,077	$ 1,215,077	$ 237,502	$ 424,877	79%
Governance	$ 87,936	$ 87,936	$ 9,213	$ 15,162	65%
Law, Order & Public Safety	$ 519,877	$ 519,877	$ 10,063	$ 17,713	76%
Health	$ 129,821	$ 129,821	$ 23,595	$ 16,606	-30%
Education & Welfare	$ 39,709	$ 39,709	$ -	$ (5,306)	0%
Community Amenities	$ 465,570	$ 465,570	$ 320,320	$ 302,933	-5%
Recreation & Culture	$ 1,655,755	$ 1,506,061	$ 78,276	$ 371,196	374%
Transport	$ 1,374,231	$ 1,374,231	$ 274,813	$ -	-100%
Economic Services	$ 1,272,800	$ 1,272,800	$ 88,047	$ 80,232	-9%
Other Property & Services	$ 123,699	$ 123,699	$ 12,377	$ 5,801	-53%
	$ 6,884,475	**$ 6,734,781**	**$ 1,054,206**	**$ 1,229,215**	**17%**
Expenditure					
General Purpose Funding	$ (358,672)	$ (358,672)	$ (66,336)	$ (44,893)	-32%
Governance	$ (938,889)	$ (938,889)	$ (164,220)	$ (146,796)	-11%
Law, Order & Public Safety	$ (1,124,751)	$ (1,124,751)	$ (249,310)	$ (213,082)	-15%
Health	$ (369,467)	$ (369,467)	$ (69,170)	$ (42,940)	-38%
Education & Welfare	$ (149,630)	$ (149,630)	$ (40,800)	$ (17,562)	-57%
Community Amenities	$ (1,522,700)	$ (1,522,700)	$ (272,249)	$ (227,162)	-17%
Recreation & Culture	$ (2,937,101)	$ (2,937,101)	$ (560,712)	$ (471,995)	-16%
Transport	$ (3,800,588)	$ (3,800,588)	$ (660,931)	$ (775,180)	17%
Economic Services	$ (1,951,584)	$ (1,951,584)	$ (422,424)	$ (278,655)	-34%
Other Property & Services	$ (114,198)	$ (114,198)	$ (25,700)	$ (45,780)	78%
	$ (13,267,582)	**$ (13,267,582)**	**$ (2,531,853)**	**$ (2,264,044)**	**-11%**
Adjustments for Non Cash Items:					
(Profit)/Loss on Asset Disposals	$ 95,070	$ 95,070	$ 26,989	$ -	-100%
Depreciation on Assets	$ 5,058,447	$ 5,058,447	$ 843,074	$ 922,308	9%
Purchase of Assets					
- Land & Buildings	$ (1,399,984)	$ (1,399,984)	$ (154,814)	$ (58,987)	-62%
- Plant & Machinery	$ (1,762,100)	$ (1,762,100)	$ (449,750)	$ (397,394)	-12%
- Furniture & Equipment	$ (188,958)	$ (188,958)	$ (102,070)	$ (16,470)	-84%
- Infrastructure	$ (3,906,916)	$ (4,043,749)	$ (240,675)	$ (214,924)	-11%
Proceeds from Disposal of Assets	$ 324,500	$ 324,500	$ 91,000	$ 122,000	34%
Proceeds from New Debentures	$ 400,000	$ 400,000	$ -	$ -	0%
Repayment of Debentures	$ (331,893)	$ (331,893)	$ (36,270)	$ -	0%
Self Supporting Loan Principal Revenue	$ 132,712	$ 132,712	$ -	$ -	0%
Transfers to Reserves (incl interest)	$ (1,119,648)	$ (1,119,648)	$ (5,833)	$ (2,060)	-65%
Transfers from Reserves	$ 1,458,386	$ 1,458,386	$ -	$ -	0%
Transfers from Trust Funds	$ 70,000	$ 70,000	$ -	$ -	0%
Suspense Items and Other Adjustments	$ -	$ -	$ -	$ (78,187)	0%
ADD Net Current Assets 1 July B/fwd	$ 1,337,984	$ 1,337,984	$ 1,337,984	$ 1,352,575	
LESS Net Current Assets Year to Date	$ -	$ -	$ 6,819,854	$ 6,819,854	

Note 1 - NET CURRENT ASSETS

For the Period Ended 31 August 2015

	Budget B/Fwd 01-Jul-15	Est Actual B/Fwd 01-Jul-15	Actual 31-Aug-15
CURRENT ASSETS			
Cash and Cash Equivalents			
Unrestricted Municipal - Cash on Hand	$ 3,500	$ 3,500	$ 3,700
Unrestricted Municipal - Cash at Bank	$ 1,846,818	$ 1,846,818	$ 4,245,097
Reserve Funds	$ 1,544,610	$ 1,544,610	$ 1,546,669
Restricted Funds (Unspent Grants)	$ 159,140	$ 159,140	$ 10,432
Restricted Funds (Unspent Loan Funds)	$ -	$ -	$ -
	$ 3,554,068	**$ 3,554,068**	**$ 5,805,898**
Trade and Other Receivables			
Rates and Rates Rebates	$ 278,225	$ 278,225	$ 2,578,447
ESL Receivable	$ 6,868	$ 6,868	$ 50,170
Sundry Debtors	$ 89,536	$ 89,536	$ 124,106
Other Receivables	$ 133,051	$ 133,051	$ 139,832
GST Receivable	$ -	$ -	$ -
Inventories	$ 65,560	$ 65,560	$ 68,885
Provision for Doubtful Debts	$ -	$ -	$ (386)
	$ 573,241	**$ 573,241**	**$ 2,961,055**
TOTAL CURRENT ASSETS	**$ 4,127,309**	**$ 4,127,309**	**$ 8,766,953**
LESS CURRENT LIABILITIES			
Trade and Other Payables			
ESL Liability	$ (381)	$ (381)	$ (241,357)
Sundry Creditors	$ (934,200)	$ (934,200)	$ (24,763)
Other Creditors	$ (131,744)	$ (131,744)	$ (164,389)
GST Liability	$ (34,631)	$ (34,631)	$ 30,079
Accrued Interest on Debentures	$ (10,000)	$ (10,000)	$ -
Accrued Salaries and Wages	$ (130,000)	$ (130,000)	$ -
	$ (1,240,956)	**$ (1,240,956)**	**$ (400,430)**
Less: Cash - Reserves & Restricted	$ (1,544,610)	$ (1,544,610)	$ (1,546,669)
NET CURRENT ASSET POSITION	**$ 1,341,743**	**$ 1,341,743**	**$ 6,819,854**

Note 2 - SUMMARY OF RESERVE TRANSACTIONS

Reserve Description	Opening Balance (Est.) 1-Jul-15	Interest Earned	Transfer to Muni	Transfer to Reserve	Closing Balance 31-Aug-15
Employee Reserve	$ 46,444	$ 62	$ -	$ -	$ 46,506
Plant Replacement Reserve	$ 592,077	$ 789	$ -	$ -	$ 592,866
Drainage and Water Management Reserve	$ 67,993	$ 91	$ -	$ -	$ 68,084
Land Rehabilitation Reserve	$ -	$ -	$ -	$ -	$ -
Waste Management Reserve	$ 130,484	$ 174	$ -	$ -	$ 130,658
Computer Software/Hardware Upgrade Reserve	$ 40,719	$ 54	$ -	$ -	$ 40,773
Mount Barker Regional Saleyards Capital Improvements Reserve	$ 132,489	$ 177	$ -	$ -	$ 132,666
Mount Barker Regional Saleyards Operating Loss Reserve	$ 50,972	$ 68	$ -	$ -	$ 51,040
Shire Development and Building Improvements Reserve	$ 205,327	$ 274	$ -	$ -	$ 205,601
Outstanding Land Resumptions Reserve	$ 29,923	$ 40	$ -	$ -	$ 29,963
Natural Disaster Reserve	$ 139,634	$ 186	$ -	$ -	$ 139,820
Plantagenet Medical Centre Reserve	$ 57,638	$ 77	$ -	$ -	$ 57,715
Spring Road Roadworks Reserve	$ 50,910	$ 68	$ -	$ -	$ 50,978
Totals	**$ 1,544,610**	**$ 2,059**	**$ -**	**$ -**	**$ 1,546,669**

Notes:

The above reserve accounts are supported by cash held in banking institutions.
All moneys set aside in a reserve account are restricted to the purpose the account was originally intended, and cannot be used for the day-to-day running of the Shire of Plantagenet. The purpose of these accounts can only be changed under specific conditions (Absolute majority of Council, Public Notice etc.)

PURPOSE OF RESERVE ACCOUNTS

Employee Entitlements Reserve
To fund sick, annual and long service leave entitlements for former staff called upon by other local governments and unplanned payments of annual leave and long service leave liabilities

Plant Replacement Reserve
To fund the purchase of works vehicles, plant and machinery

Drainage and Water Management Reserve
To fund the planning and construction of drainage and water management projects

Land Rehabilitation Reserve
For the rehabilitation of the old saleyards site on Woogenellup Road

Waste Management Reserve
For the funding of waste management infrastructure and major items of associated plant / equipment

Computer Software/Hardware Upgrade Reserve
For the upgrade of business system software and hardware with latest versions and additional functionality

Mount Barker Regional Saleyards Capital Improvements Reserve
To fund capital works at the Mount Barker Regional Saleyards

Mount Barker Regional Saleyards Operating Loss Reserve
To require the Saleyards to operate in a self sufficient manner by retaining a proportion of operating surpluses to fund operating deficits

Shire Development and Building Improvements Reserve
For planned major projects and developments and planned major building renewal, improvements and refurbishments as decided by the Council

Outstanding Land Resumptions Reserve
For old / outstanding obligations for land resumptions associated with road realignments and the like

Natural Disaster Reserve
For the Council's proportion of natural disaster events in the Shire of Plantagenet

Plantagenet Medical Centre Reserve
For the renewal, refurbishments and improvements to the Plantagenet Medical Centre and return part of interest free loan principal to Plantagenet Community Financial Services (Bendigo Community Bank)

Spring Road Roadworks Reserve
For the construction of roadworks in Spring Road, Porongurup as required by the relevant subdivision condition

Note 3 - INVESTMENT DETAILS

For the Period Ended 31 August 2015

Investment Date	Identification	Form	Investment Amount	Interest Rate	Maturity Date	Status	Interest Earnings
Reserve Fund							
10-Jun-2015	Bendigo	TD	$ 368,170	2.45%	10-Sep-2015	Current	
03-Jun-2015	Westpac	TD	$ 287,151	2.45%	03-Sep-2015	Current	
22-May-2015	Bendigo	TD	$ 505,145	2.45%	22-Jul-2015	Matured	$ 2,026
22-Jul-2015	Bendigo	TD	$ 507,171	2.40%	23-Jul-2015	Matured	$ 33
10-Aug-2015	Bendigo 1684108	TD	$ 500,000	2.69%	11-Jan-2016		
10-Aug-2015	Bendigo 1684116	TD	$ 400,000	2.63%	10-Dec-2015		
10-Aug-2015	Bendigo 1684120	TD	$ 300,000	2.60%	10-Nov-2015		
24-Aug-2015	CBA 36577207/46	TD	$ 500,000	2.72%	22-Feb-2016		
24-Aug-2015	CBA 36577207/47	TD	$ 500,000	2.74%	23-Nov-2015		
26-Aug-2015	Bendigo 1699891	TD	$ 500,000	2.60%	26-Nov-2015		
26-Aug-2015	Bendigo 1699898	TD	$ 500,000	2.63%	29-Dec-2015		
26-Aug-2015	Bendigo 1699892	TD	$ 500,000	2.60%	26-Nov-2015		
Municipal							
					Total Interest Earned YTD		$ 2,059
					Total Budget YTD		$ 11,487
					Total Budget		$ 110,000

Note 4 - MATERIAL VARIANCE EXPLANATION

For the Period Ended 31 August 2015

In accordance with Regulation 34 of the Local Government (Financial Management) Regulations, the Council must adopt a percentage over (or under) which a budget variance would be considered material when it reviews the monthly financial statements and accept the annual budget review.

The Council has resolved that the following be adopted for reporting material variances in assessing statements of financial activity for the 2015/2016 financial year:

1. Expenditure in excess of 10% of (monthly) budget, to a minimum of $5,000.00.
2. Income less than 90% of (monthly) budget, to a minimum of $5,000.00.

The following are the explanations of material variance between Budget YTD and Actual YTD figures for the current month.

		Budget Variance $	Budget Variance %	Primary Reason
OPERATING INCOME				
Other Operating Income				
10008.0211	Grants Commission Grant - Road Maintenance - Untied	$13,802.25	-12%	Income from Road Maintenance Grants lower than expected. To be resolved in budget review.
Fire Prevention - Council				
10043.0219	Other Revenue - CESM Reimbursable Salary & Oncost	$8,341.58	0%	Quarterly reimbursement accued in 2015 - actual variance not expected
Health Admin & Inspection				
10067.0219	Reimbursements - Salaries	$9,295.09	0%	Approval not yet received for employment of new EHO under proposed arrangement, therefore no recoup required.
Cemeteries				
11013.0237	Other Income - Cemetery Fees & Charges	$5,276.44	-63%	Expected number of deaths happily not on target
Cattle Saleyards				
11316.0217	Other Income - Saleyard Weigh & Pen Fees	$5,906.84	-17%	Throughput impacted by wet weather and stock availability
Private Works				
10159.0015	Private Works Recoups	$5,411.90	-94%	Relatively low level of private works undertaken
OPERATING EXPENDITURE				
Cemeteries				
20181.0052	Building & Grounds (PC) - Cemeteries Maintenance	$9,500.91	76%	Expenditure on installaion of reservation plaques and etching reservation numbering in garden beds. Variation decreasing.
Rec Centre				
21100.0130	Employee Costs - Salaries	$17,424.00	46%	Payment of entitlements upon resignation of staff member
Road Maintenance				
20225.0126	Road Maintenance - General	$95,940.46	44%	Plant and resources directed to road maintenance prior to major capital works for Roads to Recovery projects scheduled later in year.
Public Works Overheads				
20260.0029	Employee Costs - Conferences & Training	$9,524.10	381%	Playground Safety course, dogging course and skid steer loader training. Variation decreasing.
20262.0085	Other Expenses - Minor Equipment	$10,241.76	410%	Large order of small equipment: chainsaw, blower, pruner, rotary hoe.
CAPITAL INCOME				
Contributions to Roadworks				
41201.0008	Direct Road Grants - Black Spot Funding	$5,896.00	0%	Income not yet received
41201.0204	Direct Road Grants - Roads to Recovery Grants	$183,203.60	0%	Income not yet received
41201.0205	Direct Road Grants - TIRES/Commodity Route Grants	$42,800.00	0%	Income not yet received
41201.0207	Direct Road Grants - State Road Project Grants	$42,746.67	0%	Income not yet received

PROGRAM 3 - GENERAL PURPOSE FUNDING

	Responsible Officer	Account Number	Original Budget 30-Jun-2016	Amended Budget 30-Jun-2016	Budget YTD 31-Aug-2015	Actual YTD 31-Aug-2015	Variance Budget to Act YTD
RATES							
Operating Expenditure							
Employee Costs - Salaries	DCEO	20000.0130	$ (61,501)	$ (61,501)	$ (11,827)	$ (9,565)	
Employee Costs - Superannuation	DCEO	20000.0141	$ (5,767)	$ (5,767)	$ (1,109)	$ (1,094)	
Employee Costs - Uniforms, Clothing & Accessories	DCEO	20000.0266	$ (400)	$ (400)	$ (67)	$ -	
Employee Costs - Workers Compensation Insurance	DCEO	20000.0043	$ (1,999)	$ (1,999)	$ (999)	$ (606)	
Office Expenses - Printing & Stationery	DCEO	20005.0103	$ (5,000)	$ (5,000)	$ (833)	$ -	
Other Expenses - Bank Fees & Charges	DCEO	20009.0007	$ (9,000)	$ (9,000)	$ (1,500)	$ (958)	
Other Expenses - Donations	DCEO	20009.0255	$ (1,000)	$ (1,000)	$ (1,000)	$ (945)	
Other Expenses - FESA Levy	DCEO	20009.0256	$ (4,000)	$ (4,000)	$ (4,000)	$ -	
Other Expenses - Rate Recovery / Legal Costs	DCEO	20009.0071	$ (50,000)	$ (50,000)	$ (8,333)	$ (3,543)	
Other Expenses - Other Operating Costs	DCEO	20009.0312	$ (1,000)	$ (1,000)	$ (167)	$ -	
Other Expenses - Title Searches	DCEO	20009.0148	$ (500)	$ (500)	$ (83)	$ -	
Other Expenses - Valuation Expenses	DCEO	20009.0156	$ (30,000)	$ (30,000)	$ (5,000)	$ (461)	
Other Expenses - Refund of Overpayment	DCEO	20009.0378	$ (1,000)	$ (1,000)	$ (167)	$ -	
Admin Services Allocation	ACCOUNTANT	20017.0308	$ (136,169)	$ (136,169)	$ (22,695)	$ (20,185)	
Sub-total - Cash			*$ (307,336)*	*$ (307,336)*	*$ (57,780)*	*$ (37,358)*	
Non Cash Expenses - Annual Leave Accrual	ACCOUNTANT	20020.0309	$ -	$ -	$ -	$ -	
Non Cash Expenses - Long Service Leave Accrual	ACCOUNTANT	20020.0310	$ -	$ -	$ -	$ -	
Sub-total - Non Cash			$ -	$ -	*$* -	*$* -	
Total Operating Expenditure			$ (307,336)	$ (307,336)	$ (57,780)	$ (37,358)	
Operating Income							
General Rate GRV - Rates	DCEO	10000.0414	$ 1,967,899	$ 1,967,899	$ 1,967,899	$ 1,967,899	
General Rate GRV - Prepaid Rates - Rates Paid In Advance	DCEO	10000.0415	$ -	$ -	$ -	$ -	
General Rate GRV - Interim Rates and Adjustments	DCEO	10000.0490	$ -	$ -	$ -	$ 1,115	
General Rate GRV - Write Offs	DCEO	10000.0102	$ -	$ -	$ -	$ -	
General Rate UV - Rates	DCEO	10001.0414	$ 4,247,624	$ 4,247,624	$ 4,247,624	$ 4,247,631	
General Rate UV - Prepaid Rates - Rates Paid In Advance	DCEO	10001.0415	$ -	$ -	$ -	$ -	
General Rate UV - Interim Rates and Adjustments	DCEO	10001.0490	$ -	$ -	$ -	$ 9,178	
General Rate UV - Write Offs	DCEO	10001.0102	$ -	$ -	$ -	$ (0)	
Other Revenue - FESA Administrative Fee	DCEO	10006.0222	$ 4,100	$ 4,100	$ 4,100	$ -	
Other Revenue - Reprint Rates Notice	DCEO	10006.0017	$ -	$ -	$ -	$ 16	
Other Revenue - Supply RSA Number	DCEO	10006.0023	$ 200	$ 200	$ 33	$ 29	
Other Revenue - Rate Search	DCEO	10006.0111	$ 15,000	$ 15,000	$ 2,500	$ 3,911	
Rates Penalties & Fees - Instalment Admin Fee	DCEO	10004.0062	$ 15,000	$ 15,000	$ 2,500	$ 11,595	
Rates Penalties & Fees - Instalment Interest	DCEO	10004.0063	$ 20,000	$ 20,000	$ 3,333	$ 18,427	

	Responsible Officer	Account Number	Original Budget 30-Jun-2016	Amended Budget 30-Jun-2016	Budget YTD 31-Aug-2015	Actual YTD 31-Aug-2015	Variance Budget to Act YTD		
Rates Penalties & Fees - Legal Costs Reimbursed	DCEO	10004.0069	$ 45,000	$ 45,000	$ 7,500	$ 8,754			
Rates Penalties & Fees - Legal Costs Adjustments	DCEO	10004.0070	$ -	$ -	$ -	$ -			
Rates Penalties & Fees - Penalty Interest	DCEO	10004.0095	$ 40,000	$ 40,000	$ 6,667	$ 3,323			
Rates Penalties & Fees - Penalty Interest Adjustments	DCEO	10004.0096	$ -	$ -	$ -	$ -			
Deferred Rates - Pensioner Deferred Rates Interest	DCEO	10005.0098	$ 1,000	$ 1,000	$ 167	$ -			
Deferred ESL - Pensioner Deferred ESL Interest	ACCOUNTANT	10012.0097	$ 50	$ 50	$ 8	$ -			
Total Operating Income			$ 6,355,873	$ 6,355,873	$ 6,242,331	$ 6,271,878			
OTHER GENERAL PURPOSE FUNDING									
Transfers to Reserve Funds									
Transfers to Reserve Funds	DCEO	50301.0398	$ (1,084,648)	$ (1,084,648)	$ -	$ -			
Transfer Interest to Reserve Funds	DCEO	50301.0399	$ (35,000)	$ (35,000)	$ (5,833)	$ (2,060)			
Total Transfers to Reserve Funds			$ (1,119,648)	$ (1,119,648)	$ (5,833)	$ (2,060)			
Operating Expenditure									
Other Expenses - Grants Submission Fees	DCEO	20022.0257	$ -	$ -	$ -	$ -			
Interest Paid on Trust Funds	DCEO	20022.0243	$ (500)	$ (500)	$ (83)	$ -			
Admin Services Allocation	DCEO	20278.0308	$ (50,835)	$ (50,835)	$ (8,473)	$ (7,535)			
Total Operating Expenditure			$ (51,335)	$ (51,335)	$ (8,556)	$ (7,535)			
Operating Income									
Grants Commission Grant - Equalisation - Untied	DCEO	10007.0212	$ 348,496	$ 348,496	$ 87,124	$ 92,914			
Local Road Grant - Main Roads Tied Grant	DCEO	10008.0212	$ 167,500	$ 167,500	$ -	$ 182,100			
Grants Commission Grant - Road Maintenance - Untied	DCEO	10008.0211	$ 447,531	$ 447,531	$ 111,883	$ 98,081	▼	$ 13,802	-12%
Interest on Municipal Investments	DCEO	10009.0067	$ 75,000	$ 75,000	$ 7,832	$ 3,668			
Interest on Reserve Funds	DCEO	10009.0066	$ 35,000	$ 35,000	$ 3,655	$ 2,060			
Share Dividends	DCEO	10009.0221	$ 1,200	$ 1,200	$ 200	$ -			
Total Operating Income			$ 1,074,727	$ 1,074,727	$ 210,694	$ 378,822			
TOTAL GENERAL PURPOSE FUNDING CAPITAL EXPENSES			$ -	$ -	$ -	$ -			
TOTAL GENERAL PURPOSE FUNDING CAPITAL INCOME			$ -	$ -	$ -	$ -			
TOTAL GENERAL PURPOSE FUNDING OPERATING EXPENSES			$ (358,671)	$ (358,671)	$ (66,336)	$ (44,893)			
TOTAL GENERAL PURPOSE FUNDING OPERATING INCOME			$ 7,430,600	$ 7,430,600	$ 6,453,024	$ 6,650,700			

DETAILED OPERATING AND CAPITAL PROGRAMS

For the Period Ended 31 August 2015

	Responsible Officer	Account Number	Original Budget 30-Jun-2016	Amended Budget 30-Jun-2016	Budget YTD 31-Aug-2015	Actual YTD 31-Aug-2015	Variance Budget to Act YTD
PROGRAM 4 - GOVERNANCE							
MEMBERS OF COUNCIL							
Capital Expenditure							
Purchase Vehicle - Governance	MGR WORKS	50401.0006	$ -	$ -	$ -	$ -	
Total Capital Expenditure			$ -	$ -	$ -	$ -	
Capital Income							
Trade In Vehicle - Governance	MGR WORKS	40401.0105	$ -	$ -	$ -	$ -	
Total Capital Income			$ -	$ -	$ -	$ -	
Operating Expenditure							
Other Operating Expenses - Advertising	EXEC SEC	20026.0003	$ (2,000)	$ (2,000)	$ (333)	$ -	
Other Operating Expenses - Citizenship Ceremonies	EXEC SEC	20026.0352	$ (1,000)	$ (1,000)	$ (167)	$ -	
Other Operating Expenses - Conferences & Training	DCEO	20026.0029	$ (15,000)	$ (15,000)	$ (2,500)	$ (2,190)	
Other Operating Expenses - Councillors Incidental Expenses	DCEO	20026.0031	$ (18,000)	$ (18,000)	$ (3,000)	$ (3,162)	
Other Operating Expenses - Local Government Convention	DCEO	20026.0032	$ (10,000)	$ (10,000)	$ (10,000)	$ -	
Other Operating Expenses - Deputy President's Allowance	DCEO	20026.0037	$ (1,625)	$ (1,625)	$ (271)	$ (271)	
Other Operating Expenses - Elected Members - Sitting Fees	DCEO	20026.0042	$ (78,000)	$ (78,000)	$ (13,000)	$ (13,000)	
Other Operating Expenses - President's Allowance	DCEO	20026.0081	$ (6,500)	$ (6,500)	$ (1,083)	$ (1,083)	
Other Operating Expenses - Public Liability Insurance	DCEO	20026.0108	$ (6,000)	$ (6,000)	$ (3,000)	$ (3,428)	
Other Operating Expenses - Subscriptions	DCEO	20026.0258	$ (22,000)	$ (22,000)	$ (22,000)	$ (20,956)	
Other Operating Expenses - Travelling Allowance	DCEO	20026.0084	$ (4,000)	$ (4,000)	$ (667)	$ (662)	
Other Operating Expenses - WALGA State Councillor Payments	DCEO	20026.0332	$ (2,000)	$ (2,000)	$ (333)	$ -	
Vehicle Running Costs - Elected Members	MGR WORKS	20401.0182	$ (5,000)	$ (5,000)	$ (833)	$ (1,147)	
Other Expenses - Elections - Professional Services	DCEO	20025.0030	$ (25,000)	$ (25,000)	$ -	$ -	
Admin Services Allocation	ACCOUNTANT	20402.0308	$ (123,220)	$ (123,220)	$ (20,537)	$ (18,266)	
Sub-total - Cash			*$ (319,345)*	*$ (319,345)*	*$ (77,724)*	*$ (64,164)*	
Non Cash Expenses - Depreciation - Furniture & Fittings	ACCOUNTANT	20284.0034	$ (100)	$ (100)	$ (17)	$ (13)	
Non Cash Expenses - Depreciation - Plant & Equipment	ACCOUNTANT	20284.0036	$ (3,930)	$ (3,930)	$ (655)	$ (700)	
Non Cash Expenses - Loss on Sale of Assets	ACCOUNTANT	20284.0078	$ -	$ -	$ -	$ -	
Sub-total - Non Cash			*$ (4,030)*	*$ (4,030)*	*$ (672)*	*$ (714)*	
Total Operating Expenditure			$ (323,375)	$ (323,375)	$ (78,396)	$ (64,878)	
Operating Income							
Non Cash Revenue - Profit on Sale of Assets	ACCOUNTANT	10171.0106	$ -	$ -	$ -	$ -	
Other Revenue - WALGA State Councillor Receipts	DCEO	10173.0407	$ 2,000	$ 2,000	$ 333	$ -	
Total Operating Income			$ 2,000	$ 2,000	$ 333	$ -	
OTHER GOVERNANCE							

DETAILED OPERATING AND CAPITAL PROGRAMS

For the Period Ended 31 August 2015

	Responsible Officer	Account Number	Original Budget 30-Jun-2016	Amended Budget 30-Jun-2016	Budget YTD 31-Aug-2015	Actual YTD 31-Aug-2015	Variance Budget to Act YTD
Operating Expenditure							
Employee Costs - VROC Executive Officer Salaries	CEO	20029.0130	$ (36,271)	$ (36,271)	$ (6,045)	$ (5,711)	
Employee Costs - VROC Executive Officer Superannuation	CEO	20029.0141	$ (5,125)	$ (5,125)	$ (854)	$ -	
Employee Costs - VROC Uniforms, Clothing & Accessories	CEO	20029.0266	$ (220)	$ (220)	$ (37)	$ -	
Employee Costs - VROC Workers Compensation Insurance	CEO	20029.0043	$ (1,929)	$ (1,929)	$ (964)	$ (5,870)	
Refreshments & Receptions - Meals and Refreshments	EXEC SEC	20030.0083	$ (12,000)	$ (12,000)	$ (2,000)	$ (664)	
Refreshments & Receptions - Presentations & Receptions	EXEC SEC	20030.0263	$ (6,000)	$ (6,000)	$ (1,000)	$ -	
Vehicle Running Costs - Motor Vehicle Allocations	CEO	20031.0182	$ -	$ -	$ -	$ -	
Office Expenses - Minute Binding	DCEO	20032.0262	$ (4,000)	$ (4,000)	$ (667)	$ -	
Other Expenses - Additional Audit Costs	DCEO	20033.0260	$ (10,000)	$ (10,000)	$ (1,667)	$ -	
Other Expenses - Audit Fees	DCEO	20033.0259	$ (18,000)	$ (18,000)	$ -	$ (60)	
Other Expenses - CEO Donations	CEO	20033.0255	$ (3,000)	$ (3,000)	$ (500)	$ -	
Other Expenses - Community Assistance	DCEO	20033.0365	$ (1,000)	$ (1,000)	$ (167)	$ -	
Other Expenses - Other Operating Costs	CEO	20033.0312	$ (7,000)	$ (7,000)	$ (1,167)	$ -	
Other Expenses - Professional Services	DCEO	20033.0030	$ -	$ -	$ -	$ -	
Other Expenses - Promotional Material & Public Relations	EXEC SEC	20033.0261	$ (1,000)	$ (1,000)	$ (167)	$ -	
Other Expenses - Regional Co-operation Dev. Program	CEO	20033.0367	$ (20,000)	$ (20,000)	$ (3,333)	$ -	
Admin Services Allocation	ACCOUNTANT	20034.0308	$ (379,172)	$ (379,172)	$ (67,195)	$ (56,654)	
Sub-total - Cash			*$ (504,716)*	*$ (504,716)*	*$ (85,762)*	*$ (68,959)*	
Non Cash Expenses - Depreciation - Furniture & Fittings	ACCOUNTANT	20035.0034	$ (374)	$ (374)	$ (62)	$ (67)	
Non Cash Expenses - Depreciation - Land & Buildings	ACCOUNTANT	20035.0035	$ -	$ -	$ -	$ -	
Non Cash Expenses - Depreciation - Plant & Equipment	ACCOUNTANT	20035.0036	$ -	$ -	$ -	$ -	
Non Cash Expenses - Loss on Sale of Assets	ACCOUNTANT	20035.0078	$ -	$ -	$ -	$ -	
Sub-total - Non Cash			*$ (374)*	*$ (374)*	*$ (62)*	*$ (67)*	
Total Operating Expenditure			$ (505,090)	$ (505,090)	$ (85,825)	$ (69,026)	

DETAILED OPERATING AND CAPITAL PROGRAMS

For the Period Ended 31 August 2015

	Responsible Officer	Account Number	Original Budget 30-Jun-2016	Amended Budget 30-Jun-2016	Budget YTD 31-Aug-2015	Actual YTD 31-Aug-2015	Variance Budget to Act YTD
Operating Income							
Other Revenue - Forfeited Deposits	DCEO	10018.0050	$ -	$ -	$ -	$ -	
Other Revenue - Other Operating Income	EXEC SEC	10018.0232	$ 1,000	$ 1,000	$ 167	$ -	
Other Revenue - Photocopying	DCEO	10018.0100	$ -	$ -	$ -	$ -	
Other Revenue - Contribution to FBT	DCEO	10018.0193	$ 4,500	$ 4,500	$ 750	$ 850	
Other Revenue - Rental - Staff Housing	DCEO	10018.0231	$ 7,228	$ 7,228	$ 1,205	$ 600	
Other Revenue - Sale of Maps & Publications	DCEO	10018.0235	$ 50	$ 50	$ 8	$ 82	
Reimbursements - VROC Exec Officer Salaries	DCEO	10016.0219	$ 32,658	$ 32,658	$ -	$ -	
Reimbursements - LSL	DCEO	10016.0224	$ -	$ -	$ -	$ -	
Reimbursements - Other	DCEO	10016.0229	$ 40,000	$ 40,000	$ 6,667	$ 13,630	
Reimbursements - Staff Uniforms	DCEO	10016.0223	$ 500	$ 500	$ 83	$ -	
Contributions - Other Contributions	DCEO	10017.0200	$ -	$ -	$ -	$ -	
Sub-total - Cash			*$ 85,936*	*$ 85,936*	*$ 8,880*	*$ 15,162*	
Non Cash Revenue - Profit on Sale of Assets	ACCOUNTANT	10015.0106	$ -	$ -	$ -	$ -	
Total Operating Income			*$ 85,936*	*$ 85,936*	$ 8,880	$ 15,162	
Borrowing Costs							
Principal Repayments							
Loan Repayment - Loan No. 90 - New Admin Centre	ACCOUNTANT	50405.0331	$ (131,609)	$ (131,609)	$ -	$ -	
Total Principal Repayments			$ (131,609)	$ (131,609)	$ -	$ -	
Operating Expenditure							
Financial Expenses - Loan No. 90 - New Admin Centre	ACCOUNTANT	20405.0331	$ (110,425)	$ (110,425)	$ -	$ 2,203	
Total Operating Expenditure			$ (110,425)	$ (110,425)	$ -	$ 2,203	

	Responsible Officer	Account Number	Original Budget 30-Jun-2016	Amended Budget 30-Jun-2016	Budget YTD 31-Aug-2015	Actual YTD 31-Aug-2015	Variance Budget to Act YTD
OVERHEADS - ADMINISTRATION							
Capital Expenditure							
Administration Building (PC) - Building Renewal	BLDG SRVR	50402.0252	$ (7,500)	$ (7,500)	$ (1,250)	$ -	
Purchase Vehicle - CEO	MGR WORKS	50416.0006	$ (63,600)	$ (63,600)	$ -	$ -	
Purchase Vehicle - DCEO	MGR WORKS	50417.0006	$ -	$ -	$ -	$ -	
New Computer Software	DCEO	50412.0006	$ (8,679)	$ (8,679)	$ (4,340)	$ -	
Computer Hardware Replacement Program	DCEO	50419.0006	$ (5,000)	$ (5,000)	$ (5,000)	$ -	
Refurbishment - Lot 337 Martin Street - Council Homes	BLDG SRVR	51431.0252	$ (41,851)	$ (41,851)	$ (6,975)	$ -	
Administration Building - Airconditioning	BLDG SRVR	50403.0252	$ (158,872)	$ (158,872)	$ (79,436)	$ (52,957)	
Administration Building - Solar Power	BLDG SRVR	50408.0252	$ (50,000)	$ (50,000)	$ -	$ (3,490)	
Admin Building - Repaint south façade walls / timberwork	BLDG SRVR	50409.0252	$ (10,000)	$ (10,000)	$ -	$ -	
Total Capital Expenditure			$ (345,502)	$ (345,502)	$ (97,001)	$ (56,447)	
Capital Income							
Transfers from Reserve Funds	DCEO	40415.0486	$ 70,886	$ 70,886	$ -	$ -	
Trade In Vehicle - CEO	MGR WORKS	40416.0105	$ 26,500	$ 26,500	$ -	$ -	
Trade In Vehicle - DCEO	MGR WORKS	40417.0105	$ -	$ -	$ -	$ -	
Total Capital Income			$ 97,386	$ 97,386	$ -	$ -	
Operating Expenditure							
Employee Costs - Conferences & Training	DCEO	20047.0029	$ (25,000)	$ (25,000)	$ (4,167)	$ (336)	
Employee Costs - Medicals & Vaccinations	DCEO	20047.0275	$ (1,000)	$ (1,000)	$ (167)	$ -	
Employee Costs - Relief Staff / Contractors	DCEO	20047.0264	$ -	$ -	$ -	$ -	
Employee Costs - Salaries	DCEO	20047.0130	$ (1,002,347)	$ (1,002,347)	$ (192,759)	$ (159,312)	
Employee Costs - Staff Recruitment Expenses	DCEO	20047.0138	$ -	$ -	$ -	$ -	
Employee Costs - Superannuation	DCEO	20047.0141	$ (133,904)	$ (133,904)	$ (25,751)	$ (25,779)	
Employee Costs - Travel & Accommodation	EXEC SEC	20047.0267	$ (10,000)	$ (10,000)	$ (1,667)	$ (3,049)	
Employee Costs - Uniforms, Clothing & Accessories	DCEO	20047.0266	$ (6,000)	$ (6,000)	$ (1,000)	$ (276)	
Employee Costs - Long Service Leave Disbursements	DCEO	20047.0311	$ -	$ -	$ -	$ -	
Employee Costs - Workers Compensation Insurance	DCEO	20047.0043	$ (33,610)	$ (33,610)	$ (16,805)	$ (7,275)	
Financial Expenses - Bank Fees & Charges	ACCOUNTANT	20276.0007	$ (8,000)	$ (8,000)	$ (1,333)	$ (958)	
Financial Expenses - Dishonoured Deposits	ACCOUNTANT	20276.0040	$ (100)	$ (100)	$ (17)	$ -	
Financial Expenses - GST	ACCOUNTANT	20276.0057	$ (50)	$ (50)	$ (8)	$ -	
Financial Expenses - Overdraft Interest	ACCOUNTANT	20276.0092	$ -	$ -	$ -	$ -	
Financial Expenses - Receipt Rounding	ACCOUNTANT	20276.0112	$ (10)	$ (10)	$ (2)	$ (1)	
Financial Expenses - Fringe Benefits Tax	ACCOUNTANT	20276.0265	$ (35,000)	$ (35,000)	$ (5,833)	$ (461)	
Office Expenses - Advertising	EXEC SEC	20048.0003	$ (15,000)	$ (15,000)	$ (2,500)	$ (131)	
Office Expenses - Advertising - Staff Vacancies	EXEC SEC	20048.0274	$ (3,000)	$ (3,000)	$ (500)	$ -	
Office Expenses - Computer Equipment Maintenance	DCEO	20048.0269	$ (26,000)	$ (26,000)	$ (4,333)	$ (1,077)	

	Responsible Officer	Account Number	Original Budget 30-Jun-2016	Amended Budget 30-Jun-2016	Budget YTD 31-Aug-2015	Actual YTD 31-Aug-2015	Variance Budget to Act YTD
Office Expenses - Minor Furniture & Equipment Purchases	DCEO	20048.0085	$ (12,000)	$ (12,000)	$ (2,000)	$ -	
Office Expenses - Office Equipment Maintenance	DCEO	20048.0268	$ (15,000)	$ (15,000)	$ (2,500)	$ (1,418)	
Office Expenses - Other Operating Costs	DCEO	20048.0312	$ (14,000)	$ (14,000)	$ (2,333)	$ (971)	
Office Expenses - Postage & Freight	DCEO	20048.0271	$ (16,000)	$ (16,000)	$ (2,667)	$ (3,842)	
Office Expenses - Printing & Stationery	DCEO	20048.0103	$ (40,000)	$ (40,000)	$ (14,000)	$ (5,170)	
Office Expenses - Software Support Contracts	DCEO	20048.0270	$ (120,000)	$ (120,000)	$ (20,000)	$ (13,652)	
Office Expenses - Telephone	DCEO	20048.0144	$ (22,000)	$ (22,000)	$ (3,667)	$ (3,473)	
Other Expenses - Insurances	DCEO	20049.0064	$ (44,000)	$ (44,000)	$ (25,000)	$ (22,789)	
Other Expenses - Legal Expenses	CEO	20049.0071	$ (25,000)	$ (25,000)	$ (4,167)	$ -	
Other Expenses - Professional Services	DCEO	20049.0273	$ (40,000)	$ (40,000)	$ (6,667)	$ (9,261)	
Other Expenses - Subscriptions	DCEO	20049.0258	$ (1,000)	$ (1,000)	$ (167)	$ (569)	
Other Expenses - GIS Data Upgrade	DCEO	20049.0292	$ (2,000)	$ (2,000)	$ (333)	$ -	
Building & Grounds (PC) - Building Maintenance	BLDG SRVR	20036.0010	$ (30,000)	$ (30,000)	$ (5,000)	$ (3,632)	
Building & Grounds (PC) - Building Operating	BLDG SRVR	20036.0011	$ (65,000)	$ (65,000)	$ (16,900)	$ (9,382)	
Building & Grounds (PC) - Staff Housing - Building Maintenance	BLDG SRVR	20411.0010	$ (10,000)	$ (10,000)	$ (1,667)	$ (760)	
Building & Grounds (PC) - Staff Housing - Building Operating	BLDG SRVR	20411.0011	$ (13,000)	$ (13,000)	$ (3,380)	$ (1,499)	
Building & Grounds (PC) - Staff Housing - Grounds Maintenance	MGR WORKS	20411.0052	$ (6,000)	$ (6,000)	$ (1,000)	$ (740)	
Vehicle Running Costs - Motor Vehicle Allocations	MGR WORKS	20413.0182	$ (15,000)	$ (15,000)	$ (2,500)	$ (1,715)	
Sub-total - Cash			*$ (1,789,021)*	*$ (1,789,021)*	*$ (370,788)*	*$ (277,529)*	
Non Cash Expenses - Depreciation - Furniture & Fittings	ACCOUNTANT	20051.0034	$ (33,326)	$ (33,326)	$ (5,554)	$ (5,500)	
Non Cash Expenses - Depreciation - Land & Buildings	ACCOUNTANT	20051.0035	$ (124,317)	$ (124,317)	$ (20,720)	$ (21,734)	
Non Cash Expenses - Depreciation - Plant, Machinery & Equip	ACCOUNTANT	20051.0036	$ (9,545)	$ (9,545)	$ (1,591)	$ (1,669)	
Non Cash Expenses - Depreciation - Infrastructure	ACCOUNTANT	20051.0188	$ (2,460)	$ (2,460)	$ (410)	$ (431)	
Non Cash Expenses - Annual Leave Accrual	ACCOUNTANT	20051.0309	$ -	$ -	$ -	$ -	
Non Cash Expenses - Long Service Leave Accrual	ACCOUNTANT	20051.0310	$ -	$ -	$ -	$ -	
Non Cash Expenses - Loss on Sale of Assets	ACCOUNTANT	20051.0078	$ (3,484)	$ (3,484)	$ (3,484)	$ -	
Sub-total - Non Cash			*$ (173,132)*	*$ (173,132)*	*$ (31,759)*	*$ (29,333)*	
Sub-total Operating Expenditure			$ (1,962,153)	$ (1,962,153)	$ (402,547)	$ (306,862)	
Less Administration Costs Allocated	ACCOUNTANT	20420.0350	$ 1,962,153	$ 1,962,153	$ 402,547	$ 291,766	
Total Operating Expenditure			$ 0	$ 0	$ -	$ (15,096)	
TOTAL GOVERNANCE AND ADMIN. CAPITAL EXPENSES			$ (345,502)	$ (345,502)	$ (97,001)	$ (56,447)	
TOTAL GOVERNANCE AND ADMIN. CAPITAL INCOME			$ 97,386	$ 97,386	$ -	$ -	
TOTAL GOVERNANCE AND ADMIN. OPERATING EXPENSES			$ (938,890)	$ (938,890)	$ (164,220)	$ (146,796)	
TOTAL GOVERNANCE AND ADMIN. OPERATING INCOME			$ 87,936	$ 87,936	$ 9,213	$ 15,162	

	Responsible Officer	Account Number	Original Budget 30-Jun-2016	Amended Budget 30-Jun-2016	Budget YTD 31-Aug-2015	Actual YTD 31-Aug-2015	Variance Budget to Act YTD
PROGRAM 5 - LAW, ORDER & PUBLIC SAFETY							
FIRE PREVENTION - COUNCIL							
Capital Expenditure							
Purchase Vehicle - Community Emergency Services Manager	MGR WORKS	50520.0006	$ -	$ -	$ -	$ -	
Fire Shed - Denbarker	MGR COMM SVCS	50529.0252	$ (4,232)	$ (4,232)	$ (705)	$ -	
Sub-total - Cash			*$ (4,232)*	*$ (4,232)*	*$ (705)*	*$ -*	
Grant Income (Non Cash) - Kendenup BFB Fire Truck	CESM	50501.0006	$ (325,000)	$ (325,000)	$ -	$ -	
Sub-total - Non Cash			*$ (325,000)*	*$ (325,000)*	*$ -*	*$ -*	
Total Capital Expenditure			$ (329,232)	$ (329,232)	$ (705)	$ -	
Capital Income							
Trade In Vehicle - Community Emergency Services Manager	MGR WORKS	40520.0105	$ -	$ -	$ -	$ -	
Grant Income (Non Cash) - Kendenup BFB Fire Truck	MGR COMM SVCS	10511.0441	$ 325,000	$ 325,000	$ -	$ -	
Total Capital Income			$ 325,000	$ 325,000	$ -	$ -	
Operating Expenditure							
Employee Costs - Conferences & Training	CESM	20072.0029	$ (1,000)	$ (1,000)	$ (167)	$ -	
Employee Costs - Salaries	CESM	20072.0130	$ (36,982)	$ (36,982)	$ (7,112)	$ (8,936)	
Employee Costs - Superannuation	CESM	20072.0141	$ (7,762)	$ (7,762)	$ (1,493)	$ (2,228)	
Employee Costs - Workers Compensation Insurance	DCEO	20072.0043	$ (1,202)	$ (1,202)	$ (601)	$ (494)	
Employee Costs - Uniforms, Clothing & Accessories	CESM	20072.0266	$ (400)	$ (400)	$ (67)	$ -	
Employee Costs - CESM - Reimbursable Salaries	MGR COMM SVCS	20072.0296	$ (88,944)	$ (88,944)	$ (14,824)	$ (13,453)	
Employee Costs - CESM - On Costs	MGR COMM SVCS	20072.0297	$ (11,155)	$ (11,155)	$ (1,859)	$ (1,540)	
Office Expenses - Advertising	CESM	20073.0003	$ (2,000)	$ (2,000)	$ (333)	$ (231)	
Other Expenses - Other Operating Costs	CESM	20074.0312	$ (10,000)	$ (10,000)	$ (1,667)	$ (4,799)	
Vehicle Running Costs - Motor Vehicle Allocations	MGR WORKS	20071.0182	$ (10,000)	$ (10,000)	$ (1,667)	$ (1,590)	
Fire Units - Replacement Tyres & Rims	CESM	20071.0173	$ (7,200)	$ (7,200)	$ (1,200)	$ -	
Fire Control & Hazard Reduction - Firebreak Inspections	CESM	20077.0277	$ (14,000)	$ (14,000)	$ (2,333)	$ -	
Fire Control & Hazard Reduction - Hazard Reduction	CESM	20077.0276	$ (30,000)	$ (30,000)	$ (5,000)	$ -	
Fire Control & Hazard Reduction - Emergency Responses	CESM	20077.0379	$ (12,000)	$ (12,000)	$ (2,000)	$ -	
Firebreak Enforcement - Reimburseable	CESM	20077.0398	$ (15,000)	$ (15,000)	$ (2,500)	$ -	
Admin Services Allocation	ACCOUNTANT	20075.0308	$ (93,554)	$ (93,554)	$ (15,592)	$ (13,868)	
Sub-total - Cash			*$ (341,198)*	*$ (341,198)*	*$ (58,414)*	*$ (47,139)*	

	Responsible Officer	Account Number	Original Budget 30-Jun-2016	Amended Budget 30-Jun-2016	Budget YTD 31-Aug-2015	Actual YTD 31-Aug-2015		Variance Budget to Act YTD	
Non Cash Expenses - Depreciation - Furniture & Fittings	ACCOUNTANT	20076.0034	$ (1,269)	$ (1,269)	$ (211)	$ (222)			
Non Cash Expenses - Depreciation - Land & Buildings	ACCOUNTANT	20076.0035	$ (29,602)	$ (29,602)	$ (4,934)	$ (5,175)			
Non Cash Expenses - Depreciation - Plant, Machinery & Equip	ACCOUNTANT	20076.0036	$ (387,925)	$ (387,925)	$ (64,654)	$ (57,610)			
Non Cash Expenses - Depreciation - Infrastructure	ACCOUNTANT	20076.0188	$ -	$ -	$ -	$ -			
Non Cash Expenses - Loss on Sale of Assets	ACCOUNTANT	20076.0078	$ -	$ -	$ -	$ -			
Sub-total - Non Cash			*$ (418,796)*	*$ (418,796)*	*$ (69,799)*	*$ (63,007)*			
Total Operating Expenditure			$ (759,994)	$ (759,994)	$ (128,214)	$ (110,146)			
Operating Income									
Contributions - Other	CESM	10042.0200	$ -	$ -	$ -	$ -			
Other Revenue - Fines & Penalties	CESM	10043.0049	$ 5,000	$ 5,000	$ -	$ (250)			
Other Revenue - CESM Reimbursable Salary & Oncost	MGR COMM SVCS	10043.0219	$ 50,049	$ 50,049	$ 8,342	$ -	▼	$ 8,342	0%
Other Revenue - Fines & Penalties Adjustments	ACCOUNTANT	10043.0472	$ -	$ -	$ -	$ -			
Other Revenue - Sale of Surplus Materials	CESM	10043.0406	$ -	$ -	$ -	$ -			
Reimbursements - Firebreaks	ACCOUNTANT	10041.0225	$ 15,000	$ 15,000	$ -	$ -			
Sub-total - Cash			*$ 70,049*	*$ 70,049*	*$ 8,342*	*$ (250)*			
Non Cash Revenue - Profit on Sale of Assets	ACCOUNTANT	10040.0106	$ -	$ -	$ -	$ -			
Sub-total - Non Cash			*$ -*	*$ -*	*$ -*	*$ -*			
Total Operating Income			$ 70,049	$ 70,049	$ 8,342	$ (250)			

	Responsible Officer	Account Number	Original Budget 30-Jun-2016	Amended Budget 30-Jun-2016	Budget YTD 31-Aug-2015	Actual YTD 31-Aug-2015	Variance Budget to Act YTD
EMERGENCY SERVICES LEVY							
Operating Expenditure							
Bush Fire Brigades							
Other Expenses - Insurances	CESM	20513.0064	$ (66,500)	$ (66,500)	$ (66,500)	$ (63,327)	
Other Expenses - Maintenance of Plant & Equipment	CESM	20513.0278	$ -	$ -	$ -	$ -	
Other Expenses - Minor Furniture & Equipment Purchases	CESM	20513.0085	$ (2,000)	$ (2,000)	$ (333)	$ -	
Other Expenses - Other Operating Costs	CESM	20513.0312	$ (12,000)	$ (12,000)	$ (2,000)	$ (196)	
Other Expenses - Uniforms, Clothing & Accessories	CESM	20513.0266	$ (12,500)	$ (12,500)	$ (4,167)	$ -	
Building & Grounds - Building Maintenance	CESM	20511.0010	$ (3,000)	$ (3,000)	$ (500)	$ -	
Vehicle Running Costs - Repairs & Maintenance	CESM	20512.0171	$ (34,000)	$ (34,000)	$ (5,667)	$ (1,757)	
Total Operating Expenditure			$ (130,000)	$ (130,000)	$ (79,167)	$ (65,280)	
Operating Income							
Grant Income - FESA Grant	CESM	10515.0201	$ 97,500	$ 97,500	$ -	$ 15,499	
Contributions - Bush Fire Brigade Contributions	CESM	10516.0195	$ -	$ -	$ -	$ -	
Total Operating Income			$ 97,500	$ 97,500	$ -	$ 15,499	
State Emergency Service:							
Operating Expenditure							
Other Expenses - Insurances	CESM	20091.0064	$ (1,000)	$ (1,000)	$ (500)	$ (550)	
Other Expenses - Maintenance of Plant & Equipment	CESM	20091.0278	$ (500)	$ (500)	$ (83)	$ -	
Other Expenses - Other Operating Costs	CESM	20091.0312	$ (8,270)	$ (8,270)	$ (1,378)	$ (2,000)	
Total Operating Expenditure			$ (9,770)	$ (9,770)	$ (1,962)	$ (2,550)	
Operating Income							
Grant Revenue - Operating Grant	CESM	10055.0089	$ 7,328	$ 7,328	$ 1,221	$ -	
Reimbursements - Other	CESM	10053.0229	$ -	$ -	$ -	$ -	
Total Operating Income			$ 7,328	$ 7,328	$ 1,221	$ -	
ANIMAL CONTROL							
Capital Expenditure							
Purchase Vehicle - Ranger	MGR WORKS	50511.0006	$ -	$ -	$ -	$ -	
Dog Pound - Repaint Barge Boards	BLDG SRVR	50542.0252	$ (2,000)	$ (2,000)	$ -	$ -	
Total Capital Expenditure			$ (2,000)	$ (2,000)	$ -	$ -	
Capital Income							
Trade In Vehicle - Ranger	MGR WORKS	40511.0105	$ -	$ -	$ -	$ -	
Total Capital Income			$ -	$ -	$ -	$ -	

	Responsible Officer	Account Number	Original Budget 30-Jun-2016	Amended Budget 30-Jun-2016	Budget YTD 31-Aug-2015	Actual YTD 31-Aug-2015	Variance Budget to Act YTD
Operating Expenditure							
Employee Costs - Conferences & Training	RANGER	20078.0029	$ (3,000)	$ (3,000)	$ (500)	$ (940)	
Employee Costs - Salaries	RANGER	20078.0130	$ (58,535)	$ (58,535)	$ (11,257)	$ (12,547)	
Employee Costs - Superannuation	RANGER	20078.0141	$ (7,094)	$ (7,094)	$ (1,364)	$ (1,418)	
Employee Costs - Uniforms, Clothing & Accessories	RANGER	20078.0266	$ (400)	$ (400)	$ (67)	$ -	
Employee Costs - Workers Compensation Insurance	DCEO	20078.0043	$ (1,902)	$ (1,902)	$ (951)	$ (653)	
Office Expenses - Advertising	RANGER	20079.0003	$ (500)	$ (500)	$ (83)	$ (136)	
Office Expenses - Minor Furniture & Equipment Purchases	RANGER	20079.0085	$ (1,000)	$ (1,000)	$ (167)	$ -	
Office Expenses - Cat Sterilisation Program	RANGER	20079.0312	$ (7,543)	$ (7,543)	$ (1,257)	$ -	
Operating Expenses - Other Operating Costs	RANGER	20080.0312	$ (5,000)	$ (5,000)	$ (833)	$ (242)	
Vehicle Running Costs - Motor Vehicle Allocations	MGR WORKS	20514.0182	$ (4,500)	$ (4,500)	$ (750)	$ (584)	
Building & Grounds - Building Maintenance	RANGER	20083.0010	$ (2,000)	$ (2,000)	$ (333)	$ -	
Building & Grounds - Building Operating	RANGER	20083.0011	$ (500)	$ (500)	$ (130)	$ (21)	
Admin Services Allocation	ACCOUNTANT	20081.0308	$ (49,285)	$ (49,285)	$ (8,214)	$ (7,306)	
Sub-total - Cash			*$ (141,259)*	*$ (141,259)*	*$ (25,907)*	*$ (23,848)*	
Non Cash Expenses - Depreciation - Furniture & Fittings	ACCOUNTANT	20082.0034	$ -	$ -	$ -	$ -	
Non Cash Expenses - Depreciation - Land & Buildings	ACCOUNTANT	20082.0035	$ (1,858)	$ (1,858)	$ (310)	$ (325)	
Non Cash Expenses - Depreciation - Plant & Equipment	ACCOUNTANT	20082.0036	$ (7,384)	$ (7,384)	$ (1,231)	$ (998)	
Non Cash Expenses - Annual Leave Accrual	ACCOUNTANT	20082.0309	$ -	$ -	$ -	$ -	
Non Cash Expenses - Long Service Leave Accrual	ACCOUNTANT	20082.0310	$ -	$ -	$ -	$ -	
Non Cash Expenses - Loss on Sale of Assets	ACCOUNTANT	20082.0078	$ -	$ -	$ -	$ -	
Sub-total - Non Cash			*$ (9,242)*	*$ (9,242)*	*$ (1,540)*	*$ (1,323)*	
Total Operating Expenditure			$ (150,502)	$ (150,502)	$ (27,447)	$ (25,171)	
Operating Income							
Other Revenue - Dog Registrations	RANGER	10047.0041	$ 17,000	$ 17,000	$ -	$ 1,364	
Other Revenue - Fines & Penalties	RANGER	10047.0049	$ 1,000	$ 1,000	$ 167	$ 600	
Other Revenue - Fines & Penalties Written Off	RANGER	10047.0472	$ -	$ -	$ -	$ -	
Other Revenue - Pound Fees	RANGER	10047.0101	$ 2,000	$ 2,000	$ 333	$ 500	
Grant Revenue - Animal Control	RANGER	10049.0089	$ -	$ -	$ -	$ -	
Sub-total - Cash			*$ 20,000*	*$ 20,000*	*$ 500*	*$ 2,464*	
Non Cash Revenue - Profit on Sale of Assets	ACCOUNTANT	10044.0106	$ -	$ -	$ -	$ -	
Total Operating Income			$ 20,000	$ 20,000	$ 500	$ 2,464	

	Responsible Officer	Account Number	Original Budget 30-Jun-2016	Amended Budget 30-Jun-2016	Budget YTD 31-Aug-2015	Actual YTD 31-Aug-2015	Variance Budget to Act YTD
OTHER LAW, ORDER & PUBLIC SAFETY							
Operating Expenditure							
Employee Costs - Salaries	RANGER	20084.0130	$ (3,861)	$ (3,861)	$ (743)	$ (654)	
Employee Costs - Superannuation	RANGER	20084.0141	$ (266)	$ (266)	$ (51)	$ -	
Office Expenses - Advertising	RANGER	20085.0003	$ (500)	$ (500)	$ (83)	$ -	
Other Expenses - Roadwise	MGR COMM SVCS	20086.0374	$ (2,000)	$ (2,000)	$ (333)	$ -	
Other Expenses - CCTV Camera Maintenance	BLDG SRVR	20086.0376	$ (7,000)	$ (7,000)	$ (1,167)	$ -	
Security & Vandalism - Security & Vandalism	RANGER	20515.0280	$ (3,000)	$ (3,000)	$ (500)	$ (46)	
Admin Services Allocation	ACCOUNTANT	20087.0308	$ (31,454)	$ (31,454)	$ (5,242)	$ (4,663)	
Sub-total - Cash			*$ (48,081)*	*$ (48,081)*	*$ (8,119)*	*$ (5,363)*	
Non Cash Expenses - Depreciation - Furniture & Fittings	ACCOUNTANT	20088.0034	$ (7,531)	$ (7,531)	$ (1,255)	$ (1,317)	
Non Cash Expenses - Depreciation - Land & Buildings	ACCOUNTANT	20088.0035	$ (18,877)	$ (18,877)	$ (3,146)	$ (3,254)	
Non Cash Expenses - Depreciation - Plant, Machinery & Equip	ACCOUNTANT	20088.0036	$ -	$ -	$ -	$ -	
Non Cash Expenses - Loss on Sale of Assets	ACCOUNTANT	20088.0078	$ -	$ -	$ -	$ -	
Sub-total - Non Cash			*$ (26,408)*	*$ (26,408)*	*$ (4,401)*	*$ (4,571)*	
Total Operating Expenditure			$ (74,489)	$ (74,489)	$ (12,521)	$ (9,934)	
Operating Income							
Other Revenue - Fines & Penalties	RANGER	10051.0049	$ -	$ -	$ -	$ -	
Other Revenue - Fines & Penalties Adjustments	RANGER	10051.0472	$ -	$ -	$ -	$ -	
Sub-total - Cash			*$ -*	*$ -*	*$ -*	*$ -*	
Non Cash Revenue - Profit on Sale of Assets	ACCOUNTANT	10048.0106	$ -	$ -	$ -	$ -	
Total Operating Income			$ -	$ -	$ -	$ -	
TOTAL LAW, ORDER AND PUBLIC SAFETY CAPITAL EXPENSE			$ (331,232)	$ (331,232)	$ (705)	$ -	
TOTAL LAW, ORDER AND PUBLIC SAFETY CAPITAL INCOME			$ 325,000	$ 325,000	$ -	$ -	
TOTAL LAW, ORDER AND PUBLIC SAFETY OPERATING EXPENSE			$ (1,124,754)	$ (1,124,754)	$ (249,310)	$ (213,082)	
TOTAL LAW, ORDER AND PUBLIC SAFETY OPERATING INCOME			$ 194,877	$ 194,877	$ 10,063	$ 17,713	

	Responsible Officer	Account Number	Original Budget 30-Jun-2016	Amended Budget 30-Jun-2016	Budget YTD 31-Aug-2015	Actual YTD 31-Aug-2015	Variance Budget to Act YTD
PROGRAM 7 - HEALTH							
HEALTH ADMIN. & INSPECTION							
Capital Expenditure							
Purchase of Vehicle - EHO	MGR WORKS	50721.0006	$ -	$ -	$ -	$ -	
Total Capital Expenditure			$ -	$ -	$ -	$ -	
Capital Income							
Trade In Vehicle - EHO	MGR WORKS	40721.0105	$ -	$ -	$ -	$ -	
Total Capital Income			$ -	$ -	$ -	$ -	
Operating Expenditure							
Employee Costs - Conferences & Training	EHO	20111.0029	$ (2,500)	$ (2,500)	$ (417)	$ -	
Employee Costs - Salaries	EHO	20111.0130	$ (166,848)	$ (166,848)	$ (32,086)	$ (14,213)	
Employee Costs - Superannuation	EHO	20111.0141	$ (22,374)	$ (22,374)	$ (4,303)	$ (2,110)	
Employee Costs - Relief Salaries	EHO	20111.0264	$ (15,000)	$ (15,000)	$ (2,500)	$ (143)	
Employee Costs - Uniforms, Clothing & Accessories	EHO	20111.0266	$ (800)	$ (800)	$ (133)	$ -	
Employee Costs - Workers Compensation Insurance	DCEO	20111.0043	$ (5,423)	$ (5,423)	$ (2,711)	$ (1,400)	
Office Expenses - Advertising	EHO	20112.0003	$ (500)	$ (500)	$ (83)	$ -	
Office Expenses - Telephone	EHO	20112.0144	$ (1,000)	$ (1,000)	$ (167)	$ (65)	
Other Expenses - Other Operating Costs	EHO	20113.0312	$ (4,000)	$ (4,000)	$ (667)	$ (1,589)	
Vehicle Running Costs - Motor Vehicle Allocations	MGR WORKS	20711.0182	$ (10,000)	$ (10,000)	$ (1,667)	$ (1,188)	
Admin Services Allocation	ACCOUNTANT	20114.0308	$ (35,314)	$ (35,314)	$ (5,886)	$ (5,235)	
Sub-total - Cash			*$ (263,759)*	*$ (263,759)*	*$ (50,619)*	*$ (25,942)*	
Non Cash Expenses - Depreciation - Furniture & Fittings	ACCOUNTANT	20115.0034	$ -	$ -	$ -	$ -	
Non Cash Expenses - Depreciation - Land & Buildings	ACCOUNTANT	20115.0035	$ -	$ -	$ -	$ -	
Non Cash Expenses - Depreciation - Plant, Machinery & Equip	ACCOUNTANT	20115.0036	$ (5,325)	$ (5,325)	$ (887)	$ (920)	
Non Cash Expenses - Annual Leave Accrual	ACCOUNTANT	20115.0309	$ -	$ -	$ -	$ -	
Non Cash Expenses - Long Service Leave Accrual	ACCOUNTANT	20115.0310	$ -	$ -	$ -	$ -	
Non Cash Expenses - Loss on Sale of Assets	ACCOUNTANT	20115.0078	$ -	$ -	$ -	$ -	
Sub-total - Non Cash			*$ (5,325)*	*$ (5,325)*	*$ (887)*	*$ (920)*	
Total Operating Expenditure			$ (269,083)	$ (269,083)	$ (51,507)	$ (26,863)	

	Responsible Officer	Account Number	Original Budget 30-Jun-2016	Amended Budget 30-Jun-2016	Budget YTD 31-Aug-2015	Actual YTD 31-Aug-2015	Variance Budget to Act YTD	
Operating Income								
Other Revenue - Caravan Park Fees	EHO	10069.0428	$ 300	$ 300	$ 50	$ -		
Other Revenue - Health Liquor Cert (Section 39) Fees	EHO	10069.0431	$ 100	$ 100	$ 17	$ -		
Other Revenue - Licence Fees	EHO	10069.0072	$ 200	$ 200	$ 33	$ 342		
Other Revenue - Lodging Houses Fees	EHO	10069.0429	$ 1,250	$ 1,250	$ 208	$ 1,000		
Other Revenue - Offensive Trades Fees	EHO	10069.0430	$ 2,300	$ 2,300	$ 2,300	$ 3,019		
Other Revenue - Other Fees	EHO	10069.0248	$ 2,350	$ 2,350	$ 392	$ 540		
Reimbursements - Salaries	EHO	10067.0219	$ 55,771	$ 55,771	$ 9,295	$ -	▼ $ 9,295	0%
Reimbursements - Other	EHO	10067.0229	$ 50	$ 50	$ 50	$ -		
Sub-total - Cash			*$ 62,321*	*$ 62,321*	*$ 12,345*	*$ 4,901*		
Non Cash Revenue - Profit on Sale of Assets	ACCOUNTANT	10066.0106	$ -	$ -	$ -	$ -		
Total Operating Income			$ 62,321	$ 62,321	$ 12,345	$ 4,901		
PREVENTIVE SERVICES - OTHER								
Capital Expenditure								
Medical Centre (PC) - Building Renewal	BLDG SRVR	50550.0252	$ (5,000)	$ (5,000)	$ (833)	$ -		
Total Capital Expenditure			$ (5,000)	$ (5,000)	$ (833)	$ -		
Capital Income								
Transfers from Reserve Funds	DCEO	40724.0486	$ -	$ -	$ -	$ -		
Total Capital Income			$ -	$ -	$ -	$ -		
Operating Expenditure								
Building & Grounds (PC) - Building Maintenance	BLDG SRVR	20122.0010	$ (2,000)	$ (2,000)	$ (333)	$ -		
Building & Grounds (PC) - Building Operating	BLDG SRVR	20122.0011	$ (10,000)	$ (10,000)	$ (2,600)	$ (1,890)		
Building & Grounds (PC) - Grounds Maintenance	MGR WORKS	20122.0052	$ (3,000)	$ (3,000)	$ (500)	$ -		
Admin Services Allocation	ACCOUNTANT	20124.0308	$ (27,842)	$ (27,842)	$ (4,640)	$ (4,128)		
Sub-total - Cash			*$ (42,842)*	*$ (42,842)*	*$ (8,074)*	*$ (6,018)*		
Non Cash Expenses - Depreciation - Furniture & Fittings	ACCOUNTANT	20125.0034	$ -	$ -	$ -	$ -		
Non Cash Expenses - Depreciation - Land & Buildings	ACCOUNTANT	20125.0035	$ (55,773)	$ (55,773)	$ (9,296)	$ (9,751)		
Non Cash Expenses - Depreciation - Plant & Equipment	ACCOUNTANT	20125.0036	$ -	$ -	$ -	$ -		
Non Cash Expenses - Depreciation - Infrastructure	ACCOUNTANT	20125.0188	$ (1,768)	$ (1,768)	$ (295)	$ (310)		
Non Cash Expenses - Loss on Sale of Assets	ACCOUNTANT	20125.0078	$ -	$ -	$ -	$ -		
Sub-total - Non Cash			*$ (57,541)*	*$ (57,541)*	*$ (9,590)*	*$ (10,060)*		
Total Operating Expenditure			$ (100,383)	$ (100,383)	$ (17,664)	$ (16,078)		

DETAILED OPERATING AND CAPITAL PROGRAMS

For the Period Ended 31 August 2015

	Responsible Officer	Account Number	Original Budget 30-Jun-2016	Amended Budget 30-Jun-2016	Budget YTD 31-Aug-2015	Actual YTD 31-Aug-2015	Variance Budget to Act YTD
Operating Income							
Other Income - Medical Centre Lease Rental	ACCOUNTANT	10072.0230	$ 67,500	$ 67,500	$ 11,250	$ 11,705	
Sub-total - Cash			*$ 67,500*	*$ 67,500*	*$ 11,250*	*$ 11,705*	
Non Cash Revenue - Profit on Sale of Assets	ACCOUNTANT	10073.0106	$ -	$ -	$ -	$ -	
Total Operating Income			$ 67,500	$ 67,500	$ 11,250	$ 11,705	
TOTAL HEALTH CAPITAL EXPENSES			$ (5,000)	$ (5,000)	$ (833)	$ -	
TOTAL HEALTH CAPITAL INCOME			$ -	$ -	$ -	$ -	
TOTAL HEALTH OPERATING EXPENSES			$ (369,466)	$ (369,466)	$ (69,170)	$ (42,940)	
TOTAL HEALTH OPERATING INCOME			$ 129,821	$ 129,821	$ 23,595	$ 16,606	

	Responsible Officer	Account Number	Original Budget 30-Jun-2016	Amended Budget 30-Jun-2016	Budget YTD 31-Aug-2015	Actual YTD 31-Aug-2015	Variance Budget to Act YTD
PROGRAM 8 - EDUCATION & WELFARE							
OLD PRE-SCHOOL (Booth Street)							
Operating Income							
Other Income	ACCOUNTANT	10811.0230	$ -	$ -	$ -	$ -	
Total Operating Income			$ -	$ -	$ -	$ -	
Operating Expenditure							
Building & Grounds (PC) - Building Operating - Preschool	BLDG SRVR	20131.0011	$ (1,000)	$ (1,000)	$ (1,000)	$ (378)	
Sub-total - Cash			*$ (1,000)*	*$ (1,000)*	*$ (1,000)*	*$ (378)*	
Non Cash Expenses - Loss on Sale of Assets	ACCOUNTANT	20130.0078	$ -	$ -	$ -	$ -	
Total Operating Expenditure			$ (1,000)	$ (1,000)	$ (1,000)	$ (378)	
OTHER EDUCATION (Playgroup - Marmion Street)							
Operating Expenditure							
Other Expenses - Donations	DCEO	20134.0255	$ (4,120)	$ (4,120)	$ (4,120)	$ (3,900)	
Other Expenses - Place of Learning Project	CEO	20134.0298	$ -	$ -	$ -	$ -	
Other Expenses - Demolish Playgroup Building	BLDG SRVR	20134.0360	$ (28,000)	$ (28,000)	$ (4,667)	$ -	
Building & Grounds (PC) - Building Maintenance	BLDG SRVR	20811.0010	$ (1,500)	$ (1,500)	$ (250)	$ -	
Building & Grounds (PC) - Building Operating	BLDG SRVR	20811.0011	$ (2,000)	$ (2,000)	$ (520)	$ (310)	
Building & Grounds (PC) - Grounds Maintenance	MGR WORKS	20811.0052	$ -	$ -	$ -	$ -	
Admin Services Allocation	ACCOUNTANT	20135.0308	$ (4,774)	$ (4,774)	$ (796)	$ (708)	
Sub-total - Cash			*$ (40,394)*	*$ (40,394)*	*$ (10,352)*	*$ (4,918)*	
Non Cash Expenses - Depreciation - Furniture & Fittings	ACCOUNTANT	20136.0034	$ -	$ -	$ -	$ -	
Non Cash Expenses - Depreciation - Land & Buildings	ACCOUNTANT	20136.0035	$ (8,755)	$ (8,755)	$ (1,459)	$ (1,167)	
Non Cash Expenses - Depreciation - Plant & Equipment	ACCOUNTANT	20136.0036	$ -	$ -	$ -	$ -	
Non Cash Expenses - Depreciation - Infrastructure	ACCOUNTANT	20136.0188	$ (2,559)	$ (2,559)	$ (426)	$ (452)	
Non Cash Expenses - Loss on Sale of Assets	ACCOUNTANT	20136.0078	$ -	$ -	$ -	$ -	
Sub-total - Non Cash			*$ (11,313)*	*$ (11,313)*	*$ (1,886)*	*$ (1,619)*	
Total Operating Expenditure			$ (51,707)	$ (51,707)	$ (12,238)	$ (6,537)	
Operating Income							
Other Income - Facilities Hire	ACCOUNTANT	10812.0046	$ -	$ -	$ -	$ -	
Other Income - Contributions	ACCOUNTANT	10812.0242	$ -	$ -	$ -	$ -	
Sub-total - Cash			*$ -*	*$ -*	*$ -*	*$ -*	
Non Cash Revenue - Profit on Sale of Assets	ACCOUNTANT	10079.0106	$ -	$ -	$ -	$ -	
Total Operating Income			$ -	$ -	$ -	$ -	

	Responsible Officer	Account Number	Original Budget 30-Jun-2016	Amended Budget 30-Jun-2016	Budget YTD 31-Aug-2015	Actual YTD 31-Aug-2015	Variance Budget to Act YTD
CHILD CARE CENTRE							
Operating Expenditure							
Building & Grounds (PC) - Building Maintenance	BLDG SRVR	20812.0010	$ (2,000)	$ (2,000)	$ (333)	$ -	
Building & Grounds (PC) - Building Operating	BLDG SRVR	20812.0011	$ (3,000)	$ (3,000)	$ (780)	$ (688)	
Building & Grounds (PC) - Grounds Maintenance	MGR WORKS	20812.0052	$ -	$ -	$ -	$ -	
Admin Services Allocation	ACCOUNTANT	20140.0308	$ (1,010)	$ (1,010)	$ (168)	$ (175)	
Sub-total - Cash			*$ (6,010)*	*$ (6,010)*	*$ (1,282)*	*$ (863)*	
Non Cash Expenses - Depreciation - Furniture & Fittings	ACCOUNTANT	20141.0034	$ (467)	$ (467)	$ (78)	$ -	
Non Cash Expenses - Depreciation - Land & Buildings	ACCOUNTANT	20141.0035	$ (19,186)	$ (19,186)	$ (3,198)	$ (3,354)	
Non Cash Expenses - Depreciation - Plant & Equipment	ACCOUNTANT	20141.0036	$ -	$ -	$ -	$ -	
Non Cash Expenses - Depreciation - Infrastructure	ACCOUNTANT	20141.0188	$ (785)	$ (785)	$ (131)	$ (138)	
Non Cash Expenses - Loss on Sale of Assets	ACCOUNTANT	20141.0078	$ -	$ -	$ -	$ -	
Sub-total - Non Cash			*$ (20,438)*	*$ (20,438)*	*$ (3,406)*	*$ (3,492)*	
Total Operating Expenditure			$ (26,448)	$ (26,448)	$ (4,688)	$ (4,354)	
OTHER WELFARE							
Operating Expenditure							
Other Expenses - Donations	DCEO	20813.0255	$ (5,850)	$ (5,850)	$ (5,850)	$ (4,895)	
Admin Services Allocation	ACCOUNTANT	20814.0308	$ (1,010)	$ (1,010)	$ (168)	$ (150)	
Sub-total - Cash			*$ (6,860)*	*$ (6,860)*	*$ (6,018)*	*$ (5,045)*	
Non Cash Expenses - Depreciation - Furniture & Fittings	ACCOUNTANT	20152.0034	$ -	$ -	$ -	$ -	
Non Cash Expenses - Depreciation - Land & Buildings	ACCOUNTANT	20152.0035	$ -	$ -	$ -	$ -	
Non Cash Expenses - Depreciation - Plant & Equipment	ACCOUNTANT	20152.0036	$ -	$ -	$ -	$ -	
Non Cash Expenses - Loss on Sale of Assets	ACCOUNTANT	20152.0078	$ -	$ -	$ -	$ -	
Sub-total - Non Cash			*$ -*	*$ -*	*$ -*	*$ -*	
Total Operating Expenditure			$ (6,860)	$ (6,860)	$ (6,018)	$ (5,045)	
Operating Income							
Non Cash Revenue - Profit on Sale of Assets	ACCOUNTANT	10088.0106	$ -	$ -	$ -	$ -	
Total Operating Income			$ -	$ -	$ -	$ -	

DETAILED OPERATING AND CAPITAL PROGRAMS

For the Period Ended 31 August 2015

	Responsible Officer	Account Number	Original Budget 30-Jun-2016	Amended Budget 30-Jun-2016	Budget YTD 31-Aug-2015	Actual YTD 31-Aug-2015	Variance Budget to Act YTD
AGED & DISABLED							
Capital Income							
Principal Repayments - Loan - Plantagenet Village Homes (SS)	ACCOUNTANT	40822.0328	$ 110,950	$ 110,950	$ -	$ -	
Total Capital Income			$ 110,950	$ 110,950	$ -	$ -	
Operating Expenditure							
Other Expenses - Donations	DCEO	20150.0255	$ (3,533)	$ (3,533)	$ (3,533)	$ (3,533)	
Other Expenses - Contribution towards Collet Barker Court	ACCOUNTANT	20150.0542	$ -	$ -	$ -	$ -	
Admin Services Allocation	ACCOUNTANT	20145.0308	$ (20,374)	$ (20,374)	$ (3,396)	$ (3,020)	
Sub-total - Cash			*$ (23,907)*	*$ (23,907)*	*$ (6,929)*	*$ (6,553)*	
Non Cash Expenses - Depreciation - Furniture & Fittings	ACCOUNTANT	20146.0034	$ -	$ -	$ -	$ -	
Non Cash Expenses - Depreciation - Land & Buildings	ACCOUNTANT	20146.0035	$ -	$ -	$ -	$ -	
Non Cash Expenses - Depreciation - Plant & Equipment	ACCOUNTANT	20146.0036	$ -	$ -	$ -	$ -	
Non Cash Expenses - Loss on Sale of Assets	ACCOUNTANT	20146.0078	$ -	$ -	$ -	$ -	
Non Cash Expenses - Amortisation - HACC Day Centre	ACCOUNTANT	20146.0297	$ -	$ -	$ -	$ -	
Sub-total - Non Cash			*$ -*	*$ -*	*$ -*	*$ -*	
Total Operating Expenditure			$ (23,907)	$ (23,907)	$ (6,929)	$ (6,553)	
Operating Income							
Financial Income - Loan - Plantagenet Village Homes (SS)	ACCOUNTANT	10820.0328	$ 39,709	$ 39,709	$ -	$ (5,306)	
Grant Income - Collet Barker Court	ACCOUNTANT	10821.0542	$ -	$ -	$ -	$ -	
Non Cash Revenue - Profit on Sale of Assets	ACCOUNTANT	10085.0106	$ -	$ -	$ -	$ -	
Total Operating Income			$ 39,709	$ 39,709	$ -	$ (5,306)	

	Responsible Officer	Account Number	Original Budget 30-Jun-2016	Amended Budget 30-Jun-2016	Budget YTD 31-Aug-2015	Actual YTD 31-Aug-2015	Variance Budget to Act YTD
OTHER EDUCATION							
Capital Expenditure							
Old Toy Library Building - Refurbish	BLDG SRVR	50824.0252	$ (5,000)	$ (5,000)	$ (833)	$ -	
Total Capital Expenditure			$ (5,000)	$ (5,000)	$ (833)	$ -	
Borrowing Costs							
Principal Repayments							
Principal Repayments - Loan 93 - Plantagenet Village Homes (SS)	ACCOUNTANT	50822.0328	$ (110,950)	$ (110,950)	$ (27,738)	$ -	
Total Principal Repayments			$ (110,950)	$ (110,950)	$ (27,738)	$ -	
Operating Expenditure							
Interest Repayments - Loan 93 - Plantagenet Village Homes (SS)	ACCOUNTANT	20805.0328	$ (39,709)	$ (39,709)	$ (9,927)	$ 5,306	
Total Operating Expenditure			$ (39,709)	$ (39,709)	$ (9,927)	$ 5,306	
TOTAL EDUCATION AND WELFARE CAPITAL EXPENSE			$ (5,000)	$ (5,000)	$ (833)	$ -	
TOTAL EDUCATION AND WELFARE CAPITAL INCOME			$ 110,950	$ 110,950	$ -	$ -	
TOTAL EDUCATION AND WELFARE OPERATING EXPENSE			$ (149,631)	$ (149,631)	$ (40,800)	$ (17,562)	
TOTAL EDUCATION AND WELFARE OPERATING INCOME			$ 39,709	$ 39,709	$ -	$ (5,306)	

	Responsible Officer	Account Number	Original Budget 30-Jun-2016	Amended Budget 30-Jun-2016	Budget YTD 31-Aug-2015	Actual YTD 31-Aug-2015	Variance Budget to Act YTD
PROGRAM 10 - COMMUNITY AMENITIES							
DOMESTIC REFUSE COLLECTION							
Operating Expenditure							
Refuse Collection & Recycling	MGR WORKS	20159.0334	$ (188,568)	$ (188,568)	$ (31,428)	$ (32,557)	
Admin Services Allocation	ACCOUNTANT	20157.0308	$ (23,835)	$ (23,835)	$ (3,973)	$ (3,533)	
Sub-total - Cash			*$ (212,404)*	*$ (212,404)*	*$ (35,401)*	*$ (36,090)*	
Non Cash Expenses - Depreciation - Furniture & Fittings	ACCOUNTANT	20158.0034	$ (5,636)	$ (5,636)	$ (939)	$ (995)	
Non Cash Expenses - Depreciation - Plant & Equipment	ACCOUNTANT	20158.0036	$ -	$ -	$ -	$ -	
Non Cash Expenses - Loss on Sale of Assets	ACCOUNTANT	20158.0078	$ -	$ -	$ -	$ -	
Sub-total - Non Cash			*$ (5,636)*	*$ (5,636)*	*$ (939)*	*$ (995)*	
Total Operating Expenditure			$ (218,040)	$ (218,040)	$ (36,340)	$ (37,084)	
Operating Income							
Other Revenue - Penalty Interest	ACCOUNTANT	10094.0095	$ 500	$ 500	$ 83	$ 52	
Other Revenue - Refuse Service Adjustments	ACCOUNTANT	10094.0412	$ 500	$ 500	$ 83	$ (1,345)	
Other Revenue - Refuse Service	ACCOUNTANT	10094.0119	$ 291,270	$ 291,270	$ 291,270	$ 292,600	
Other Revenue - Sale of Surplus Materials & Scrap	MGR WORKS	10094.0406	$ 30,000	$ 30,000	$ 5,000	$ -	
Sub-total - Cash			*$ 322,270*	*$ 322,270*	*$ 296,437*	*$ 291,307*	
Non Cash Revenue - Profit on Sale of Assets	ACCOUNTANT	10091.0106	$ -	$ -	$ -	$ -	
Total Operating Income			$ 322,270	$ 322,270	$ 296,437	$ 291,307	

	Responsible Officer	Account Number	Original Budget 30-Jun-2016	Amended Budget 30-Jun-2016	Budget YTD 31-Aug-2015	Actual YTD 31-Aug-2015	Variance Budget to Act YTD
WASTE DISPOSAL SITES							
Capital Expenditure							
O'Neill Road Tip Site - Portable fence panels and footings	MGR WORKS	51589.0252	$ (7,000)	$ (7,000)	$ -	$ -	
O'Neill Road Tip Site - e-Waste Solution	MGR WORKS	51610.0252	$ (5,000)	$ (5,000)	$ -	$ -	
Total Capital Expenditure			$ (12,000)	$ (12,000)	$ -	$ -	
Capital Income							
Transfers from Reserve Funds	DCEO	41001.0486	$ -	$ -	$ -	$ -	
Grants & Contributions - Waste Disposal Sites	MGR COMM SVCS	41003.0450	$ -	$ -	$ -	$ -	
Total Capital Income			$ -	$ -	$ -	$ -	
Operating Expenditure							
Employee Costs - Salaries	MGR WORKS	20160.0130	$ (241,580)	$ (241,580)	$ (46,458)	$ (31,495)	
Employee Costs - Superannuation	MGR WORKS	20160.0141	$ (3,462)	$ (3,462)	$ (666)	$ (620)	
Employee Costs - Workers Compensation Insurance	ACCOUNTANT	20160.0043	$ (2,922)	$ (2,922)	$ (1,461)	$ (1,350)	
Employee Costs - Uniforms, Clothing & Accessories	MGR WORKS	20160.0266	$ (400)	$ (400)	$ -	$ -	
Other Expenses - Telephone	MGR WORKS	20162.0144	$ (500)	$ (500)	$ (83)	$ (36)	
Other Expenses - Water Monitoring	MGR WORKS	20162.0285	$ (13,500)	$ (13,500)	$ (2,250)	$ -	
Building & Grounds (PC) - Grounds Maintenance	MGR WORKS	20165.0052	$ (376,753)	$ (376,753)	$ (62,792)	$ (51,680)	
Admin Services Allocation	ACCOUNTANT	20163.0308	$ (38,933)	$ (38,933)	$ (6,489)	$ (5,771)	
Sub-total - Cash			*$ (678,050)*	*$ (678,050)*	*$ (120,199)*	*$ (90,953)*	
Non Cash Expenses - Depreciation - Furniture & Fittings	ACCOUNTANT	20164.0034	$ -	$ -	$ -	$ -	
Non Cash Expenses - Depreciation - Land & Buildings	ACCOUNTANT	20164.0035	$ (10,874)	$ (10,874)	$ (1,812)	$ (1,920)	
Non Cash Expenses - Depreciation - Plant, Machinery & Equip	ACCOUNTANT	20164.0036	$ (21,553)	$ (21,553)	$ (3,592)	$ (3,805)	
Non Cash Expenses - Depreciation - Infrastructure	ACCOUNTANT	20164.0188	$ (8,314)	$ (8,314)	$ (1,386)	$ (1,469)	
Non Cash Expenses - Loss on Sale of Assets	ACCOUNTANT	20164.0078	$ -	$ -	$ -	$ -	
Sub-total - Non Cash			*$ (40,741)*	*$ (40,741)*	*$ (6,790)*	*$ (7,194)*	
Total Operating Expenditure			$ (718,791)	$ (718,791)	$ (126,989)	$ (98,146)	
Operating Income							
Other Revenue - Penalty Interest	ACCOUNTANT	10816.0095	$ -	$ -	$ -	$ 11	
Other Revenue - Fee Adjustments	ACCOUNTANT	10816.0412	$ -	$ -	$ -	$ -	
Other Revenue - Tipping Fees	MGR WORKS	10098.0147	$ 65,000	$ 65,000	$ 10,833	$ 6,166	
Sub-total - Cash			*$ 65,000*	*$ 65,000*	*$ 10,833*	*$ 6,177*	
Non Cash Revenue - Profit on Sale of Assets	ACCOUNTANT	10095.0106	$ -	$ -	$ -	$ -	
Total Operating Income			$ 65,000	$ 65,000	$ 10,833	$ 6,177	

DETAILED OPERATING AND CAPITAL PROGRAMS

For the Period Ended 31 August 2015

	Responsible Officer	Account Number	Original Budget 30-Jun-2016	Amended Budget 30-Jun-2016	Budget YTD 31-Aug-2015	Actual YTD 31-Aug-2015	Variance Budget to Act YTD
SANITATION OTHER							
Operating Income							
Other Income - Septic Tank Fees	EHO	11011.0408	$ 6,000	$ 6,000	$ 1,000	$ 1,416	
Total Operating Income			$ 6,000	$ 6,000	$ 1,000	$ 1,416	
PROTECTION OF THE ENVIRONMENT							
Operating Expenditure							
Abandoned Vehicles	RANGER	21015.0288	$ (3,000)	$ (3,000)	$ (500)	$ (388)	
Admin Services Allocation	ACCOUNTANT	21016.0308	$ (1,303)	$ (1,303)	$ (217)	$ (193)	
Total Operating Expenditure			$ (4,303)	$ (4,303)	$ (717)	$ (581)	
Operating Income							
Other Income - Fines & Penalties	RANGER	11012.0049	$ -	$ -	$ -	$ -	
Other Income - Reimbursements - Other	RANGER	11012.0229	$ -	$ -	$ -	$ -	
Total Operating Income			$ -	$ -	$ -	$ -	
TOWN PLANNING							
Capital Expenditure							
Purchase Vehicle - Mgr Development Services	MGR WORKS	51012.0006	$ -	$ -	$ -	$ -	
Purchase Vehicle - Planning Officer	MGR WORKS	51013.0006	$ -	$ -	$ -	$ -	
Total Capital Expenditure			$ -	$ -	$ -	$ -	
Capital Income							
Transfers from Reserve Funds	DCEO	41010.0486	$ -	$ -	$ -	$ -	
Trade In Vehicle - Mgr Development Services	MGR WORKS	41011.0105	$ -	$ -	$ -	$ -	
Trade In Vehicle - Planning Officer	MGR WORKS	41012.0105	$ -	$ -	$ -	$ -	
Total Capital Income			$ -	$ -	$ -	$ -	

DETAILED OPERATING AND CAPITAL PROGRAMS

For the Period Ended 31 August 2015

	Responsible Officer	Account Number	Original Budget 30-Jun-2016	Amended Budget 30-Jun-2016	Budget YTD 31-Aug-2015	Actual YTD 31-Aug-2015	Variance Budget to Act YTD
Operating Expenditure							
Employee Costs - Conferences & Training	MGR DEV SVCS	20171.0029	$ (3,500)	$ (3,500)	$ (583)	$ -	
Employee Costs - Salaries	MGR DEV SVCS	20171.0130	$ (238,689)	$ (238,689)	$ (45,902)	$ (37,409)	
Employee Costs - Superannuation	MGR DEV SVCS	20171.0141	$ (34,681)	$ (34,681)	$ (6,669)	$ (6,506)	
Employee Costs - Uniforms, Clothing & Accessories	MGR DEV SVCS	20171.0266	$ (1,200)	$ (1,200)	$ (200)	$ -	
Employee Costs - Workers Compensation Insurance	DCEO	20171.0043	$ (7,757)	$ (7,757)	$ (3,879)	$ (2,079)	
Office Expenses - Advertising	MGR DEV SVCS	20172.0003	$ (12,000)	$ (12,000)	$ (2,000)	$ -	
Office Expenses - Telephone	MGR DEV SVCS	20172.0144	$ (500)	$ (500)	$ (83)	$ -	
Other Expenses - Boundary Surveys	MGR DEV SVCS	20173.0291	$ -	$ -	$ -	$ -	
Other Expenses - Minor Furniture & Equipment Purchases	MGR DEV SVCS	20173.0085	$ (1,000)	$ (1,000)	$ (167)	$ -	
Other Expenses - Other Operating Costs	MGR DEV SVCS	20173.0312	$ (1,500)	$ (1,500)	$ (250)	$ -	
Other Expenses - Professional Services	MGR DEV SVCS	20173.0030	$ (12,000)	$ (12,000)	$ (2,000)	$ -	
Other Expenses - Boundary Adjustments/Amalgamations	MGR DEV SVCS	20173.0019	$ (40,000)	$ (40,000)	$ (6,667)	$ -	
Vehicle Running Costs - Motor Vehicle Allocations	MGR WORKS	21014.0182	$ (15,000)	$ (15,000)	$ (2,500)	$ (2,281)	
Admin Services Allocation	ACCOUNTANT	20174.0308	$ (72,337)	$ (72,337)	$ (12,056)	$ (10,723)	
Sub-total - Cash			*$ (440,164)*	*$ (440,164)*	*$ (82,956)*	*$ (58,998)*	
Non Cash Expenses - Annual Leave Accrual	ACCOUNTANT	20175.0309	$ -	$ -	$ -	$ -	
Non Cash Expenses - Depreciation - Plant, Machinery & Equip	ACCOUNTANT	20175.0036	$ (10,191)	$ (10,191)	$ (1,698)	$ (1,778)	
Non Cash Expenses - Long Service Leave Accrual	ACCOUNTANT	20175.0310	$ -	$ -	$ -	$ -	
Non Cash Expenses - Loss on Sale of Assets	ACCOUNTANT	20175.0078	$ -	$ -	$ -	$ -	
Sub-total - Non Cash			*$ (10,191)*	*$ (10,191)*	*$ (1,698)*	*$ (1,778)*	
Total Operating Expenditure			$ (450,354)	$ (450,354)	$ (84,654)	$ (60,775)	
Operating Income							
Reimbursements - Other (Advertising)	MGR DEV SVCS	10103.0229	$ 1,000	$ 1,000	$ 167	$ -	
Reimbursements - Salaries	ACCOUNTANT	10103.0219	$ -	$ -	$ -	$ -	
Other Revenue - Development Application Fee	MGR DEV SVCS	10105.0038	$ 12,000	$ 12,000	$ 2,000	$ 831	
Other Revenue - Enquiry Fee	MGR DEV SVCS	10105.0409	$ 100	$ 100	$ 17	$ -	
Other Revenue - Planning Liquor Cert (Section 40)	MGR DEV SVCS	10105.0417	$ 200	$ 200	$ 33	$ -	
Other Revenue - Rezoning Fees	MGR DEV SVCS	10105.0234	$ 7,000	$ 7,000	$ 1,167	$ -	
Other Revenue - Subdivision Clearance	MGR DEV SVCS	10105.0139	$ 2,000	$ 2,000	$ 333	$ 146	
Sub-total - Cash			*$ 22,300*	*$ 22,300*	*$ 3,717*	*$ 977*	
Non Cash Revenue - Profit on Sale of Assets	ACCOUNTANT	10102.0106	$ -	$ -	$ -	$ -	
Total Operating Income			$ 22,300	$ 22,300	$ 3,717	$ 977	

	Responsible Officer	Account Number	Original Budget 30-Jun-2016	Amended Budget 30-Jun-2016	Budget YTD 31-Aug-2015	Actual YTD 31-Aug-2015		Variance Budget to Act YTD	
CEMETERIES									
Capital Expenditure									
Cemetery - New Garden Beds / Establish Section E	MGR WORKS	51459.0252	$ -	$ -	$ -	$ -			
Total Capital Expenditure			$ -	$ -	$ -	$ -			
Operating Expenditure									
Building & Grounds (PC) - Cemeteries Maintenance	MGR WORKS	20181.0052	$ (75,000)	$ (75,000)	$ (12,500)	$ (22,001)	▲	$ 9,501	76%
Admin Services Allocation	ACCOUNTANT	20179.0308	$ (7,384)	$ (7,384)	$ (1,231)	$ (1,094)			
Sub-total - Cash			*$ (82,384)*	*$ (82,384)*	*$ (13,731)*	*$ (23,095)*			
Non Cash Expenses - Depreciation - Land & Buildings	ACCOUNTANT	20180.0035	$ (4,415)	$ (4,415)	$ (736)	$ (779)			
Non Cash Expenses - Depreciation - Furniture & Fittings	ACCOUNTANT	20180.0036	$ -	$ -	$ -	$ (118)			
Non Cash Expenses - Depreciation - Infrastructure	ACCOUNTANT	20180.0188	$ (377)	$ (377)	$ (63)	$ (67)			
Non Cash Expenses - Loss on Sale of Assets	ACCOUNTANT	20180.0078	$ -	$ -	$ -	$ -			
Sub-total - Non Cash			*$ (4,792)*	*$ (4,792)*	*$ (799)*	*$ (964)*			
Total Operating Expenditure			$ (87,176)	$ (87,176)	$ (14,529)	$ (24,059)			
Operating Income									
Non Cash Revenue - Profit on Sale of Assets	ACCOUNTANT	10107.0106	$ -	$ -	$ -	$ -			
Other Income - Cemetery Fees & Charges	ACCOUNTANT	11013.0237	$ 50,000	$ 50,000	$ 8,333	$ 3,057	▼	$ 5,276	-63%
Total Operating Income			$ 50,000	$ 50,000	$ 8,333	$ 3,057			
OTHER COMMUNITY AMENITIES									
Capital Expenditure									
CCTV Expansion	MGR DEV SVCS	51485.0006	$ (52,480)	$ (52,480)	$ (52,480)	$ -			
Total Capital Expenditure			$ (52,480)	$ (52,480)	$ (52,480)	$ -			
Capital Income									
Grants & Contributions - CCTV	MGR DEV SVCS	41014.0450	$ -	$ -	$ -	$ -			
Total Capital Income			$ -	$ -	$ -	$ -			

DETAILED OPERATING AND CAPITAL PROGRAMS

For the Period Ended 31 August 2015

	Responsible Officer	Account Number	Original Budget 30-Jun-2016	Amended Budget 30-Jun-2016	Budget YTD 31-Aug-2015	Actual YTD 31-Aug-2015	Variance Budget to Act YTD
Operating Expenditure							
Public Conveniences (PC) - Building Maintenance	BLDG SRVR	21017.0010	$ (10,000)	$ (10,000)	$ (1,667)	$ (624)	
Public Conveniences (PC) - Building Operating	BLDG SRVR	21017.0011	$ (18,000)	$ (18,000)	$ (4,680)	$ (3,592)	
Public Conveniences (PC) - Grounds Maintenance	MGR WORKS	21017.0052	$ -	$ -	$ -	$ -	
Caravan Waste Dump Point - Maintenance	EHO	21020.0052	$ (1,400)	$ (1,400)	$ (233)	$ -	
Admin Services Allocation	ACCOUNTANT	21019.0308	$ (9,698)	$ (9,698)	$ (1,616)	$ (1,438)	
Sub-total - Cash			*$ (39,098)*	*$ (39,098)*	*$ (8,196)*	*$ (5,653)*	
Non Cash Expenses - Depreciation - Furniture & Fittings	ACCOUNTANT	21018.0034	$ -	$ -	$ -	$ -	
Non Cash Expenses - Depreciation - Land & Buildings	ACCOUNTANT	21018.0035	$ (4,938)	$ (4,938)	$ (823)	$ (863)	
Non Cash Expenses - Depreciation - Plant & Equipment	ACCOUNTANT	21018.0036	$ -	$ -	$ -	$ -	
Non Cash Expenses - Loss on Sale of Assets	ACCOUNTANT	21018.0078	$ -	$ -	$ -	$ -	
Sub-total - Non Cash			*$ (4,938)*	*$ (4,938)*	*$ (823)*	*$ (863)*	
Total Operating Expenditure			$ (44,036)	$ (44,036)	$ (9,019)	$ (6,517)	
Operating Income							
Non Cash Revenue - Profit on Sale of Assets	ACCOUNTANT	11015.0106	$ -	$ -	$ -	$ -	
Total Operating Income			$ -	$ -	$ -	$ -	
TOTAL COMMUNITY AMENITIES CAPITAL EXPENSES			$ (64,480)	$ (64,480)	$ (52,480)	$ -	
TOTAL COMMUNITY AMENITIES CAPITAL INCOME			$ -	$ -	$ -	$ -	
TOTAL COMMUNITY AMENITIES OPERATING EXPENSES			$ (1,522,700)	$ (1,522,700)	$ (272,249)	$ (227,162)	
TOTAL COMMUNITY AMENITIES OPERATING INCOME			$ 465,570	$ 465,570	$ 320,320	$ 302,933	

	Responsible Officer	Account Number	Original Budget 30-Jun-2016	Amended Budget 30-Jun-2016	Budget YTD 31-Aug-2015	Actual YTD 31-Aug-2015	Variance Budget to Act YTD
PROGRAM 11 - RECREATION & CULTURE							
PUBLIC HALLS & CIVIC CENTRES							
Capital Expenditure							
Halls (PC) - Building Renewal	BLDG SRVR	51406.0252	$ (10,000)	$ (10,000)	$ (1,667)	$ -	
Plantagenet District Hall Upgrade	MGR COMM SVCS	50424.0252	$ (262,000)	$ (262,000)	$ -	$ -	
Narrikup Hall - Repaint Front Entry and Repair Rafters	BLDG SRVR	50425.0252	$ (5,000)	$ (5,000)	$ (5,000)	$ -	
Kendenup Hall - Repairs to Public Toilets	BLDG SRVR	50426.0252	$ (6,000)	$ (6,000)	$ (6,000)	$ (993)	
Total Capital Expenditure			$ (283,000)	$ (283,000)	$ (12,667)	$ (993)	
Capital Income							
Transfers from Reserve Funds	DCEO	41017.0486	$ -	$ -	$ -	$ -	
Grants & Contributions - District Hall Upgrade	MGR COMM SVCS	41018.0489	$ 252,000	$ 252,000	$ -	$ -	
Total Capital Income			$ 252,000	$ 252,000	$ -	$ -	
Operating Expenditure							
Building & Grounds (PC) - Building Maintenance	BLDG SRVR	20193.0010	$ (20,000)	$ (20,000)	$ (3,333)	$ (2,590)	
Building & Grounds (PC) - Building Operating	BLDG SRVR	20193.0011	$ (53,000)	$ (53,000)	$ (13,780)	$ (12,843)	
Building & Grounds (PC) - Grounds Maintenance	MGR WORKS	20193.0052	$ (5,000)	$ (5,000)	$ (833)	$ (198)	
Other Expenses - Maintenance Project Management	BLDG SRVR	20190.0368	$ (2,000)	$ (2,000)	$ (333)	$ -	
Other Expenses - Minor Furniture and Equipment	BLDG SRVR	20190.0085	$ (2,000)	$ (2,000)	$ (333)	$ -	
Other Expenses - Demolish Rocky Gully Hall	BLDG SRVR	20190.0360	$ (80,000)	$ (80,000)	$ (13,333)	$ -	
Other Expenses - Donations	DCEO	20190.0255	$ (1,000)	$ (1,000)	$ (167)	$ -	
Admin Services Allocation	ACCOUNTANT	20191.0308	$ (38,086)	$ (38,086)	$ (6,348)	$ (5,646)	
Sub-total - Cash			*$ (201,086)*	*$ (201,086)*	*$ (38,461)*	*$ (21,277)*	
Non Cash Expenses - Depreciation - Furniture & Fittings	ACCOUNTANT	20192.0034	$ (898)	$ (898)	$ (150)	$ (129)	
Non Cash Expenses - Depreciation - Land & Buildings	ACCOUNTANT	20192.0035	$ (191,284)	$ (191,284)	$ (31,881)	$ (33,441)	
Non Cash Expenses - Depreciation - Plant, Machinery & Equip	ACCOUNTANT	20192.0036	$ -	$ -	$ -	$ -	
Non Cash Expenses - Depreciation - Infrastructure	ACCOUNTANT	20192.0188	$ (1,428)	$ (1,428)	$ (238)	$ (250)	
Non Cash Expenses - Loss on Sale of Assets	ACCOUNTANT	20192.0078	$ -	$ -	$ -	$ -	
Sub-total - Non Cash			*$ (193,610)*	*$ (193,610)*	*$ (32,268)*	*$ (33,820)*	
Total Operating Expenditure			$ (394,696)	$ (394,696)	$ (70,729)	$ (55,097)	

DETAILED OPERATING AND CAPITAL PROGRAMS

For the Period Ended 31 August 2015

	Responsible Officer	Account Number	Original Budget 30-Jun-2016	Amended Budget 30-Jun-2016	Budget YTD 31-Aug-2015	Actual YTD 31-Aug-2015	Variance Budget to Act YTD
Operating Income							
Other Revenue - Kamballup Hall	ACCOUNTANT	10109.0424	$ 100	$ 100	$ 17	$ -	
Other Revenue - Kendenup Hall	ACCOUNTANT	10109.0420	$ 500	$ 500	$ 83	$ 115	
Other Revenue - Narrikup Hall	ACCOUNTANT	10109.0421	$ 200	$ 200	$ 33	$ 13	
Other Revenue - Plantagenet District Hall	ACCOUNTANT	10109.0418	$ 1,000	$ 1,000	$ 167	$ 45	
Other Revenue - Porongurup Hall	ACCOUNTANT	10109.0423	$ -	$ -	$ -	$ 136	
Other Revenue - Rocky Gully Hall	ACCOUNTANT	10109.0422	$ -	$ -	$ -	$ -	
Other Revenue - Woogenellup Hall	ACCOUNTANT	10109.0425	$ -	$ -	$ -	$ -	
Sub-total - Cash			*$ 1,800*	*$ 1,800*	*$ 300*	*$ 309*	
Non Cash Revenue - Profit on Sale of Assets	ACCOUNTANT	10106.0106	$ -	$ -	$ -	$ -	
Total Operating Income			$ 1,800	$ 1,800	$ 300	$ 309	
MOUNT BARKER SWIMMING POOL							
Capital Expenditure							
Swimming Pool (PC) - Building Renewal	BLDG SRVR	51407.0252	$ (2,500)	$ (2,500)	$ (417)	$ -	
HWS Timers	POOL MGR	51410.0252	$ (1,000)	$ (1,000)	$ -	$ -	
Retile Showers	POOL MGR	51575.0252	$ (3,968)	$ (3,968)	$ -	$ -	
Renew / Replace Shade Structures	POOL MGR	50427.0252	$ (10,000)	$ (10,000)	$ -	$ -	
Total Capital Expenditure			$ (17,468)	$ (17,468)	$ (417)	$ -	
Capital Income							
Grants & Contributions - Swimming Pool	MGR COMM SVCS	41040.0450	$ -	$ -	$ -	$ -	
Total Capital Income			$ -	$ -	$ -	$ -	

DETAILED OPERATING AND CAPITAL PROGRAMS

For the Period Ended 31 August 2015

	Responsible Officer	Account Number	Original Budget 30-Jun-2016	Amended Budget 30-Jun-2016	Budget YTD 31-Aug-2015	Actual YTD 31-Aug-2015	Variance Budget to Act YTD
Operating Expenditure							
Employee Costs - Conferences & Training	POOL MGR	20194.0029	$ (2,500)	$ (2,500)	$ (417)	$ (1,082)	
Employee Costs - Salaries	POOL MGR	20194.0130	$ (150,744)	$ (150,744)	$ (28,989)	$ (23,135)	
Employee Costs - Superannuation	POOL MGR	20194.0141	$ (20,232)	$ (20,232)	$ (3,891)	$ (3,774)	
Employee Costs - Uniforms, Clothing & Accessories	POOL MGR	20194.0266	$ (1,200)	$ (1,200)	$ (200)	$ -	
Employee Costs - Workers Compensation Insurance	DCEO	20194.0043	$ (4,899)	$ (4,899)	$ (2,450)	$ (2,104)	
Other Expenses - Kiosk Supplies	POOL MGR	20196.0295	$ (15,000)	$ (15,000)	$ (2,500)	$ -	
Other Expenses - Minor Furniture & Equipment Purchases	POOL MGR	20196.0085	$ (3,000)	$ (3,000)	$ (500)	$ -	
Other Expenses - Other Operating Costs	POOL MGR	20196.0312	$ (5,000)	$ (5,000)	$ (833)	$ (382)	
Building & Grounds (PC) - Building Maintenance	POOL MGR	20199.0010	$ (8,500)	$ (8,500)	$ (1,417)	$ -	
Building & Grounds (PC) - Building Operating	POOL MGR	20199.0011	$ (40,000)	$ (40,000)	$ (10,400)	$ (4,328)	
Building & Grounds (PC) - Grounds Maintenance	POOL MGR	20199.0052	$ (5,000)	$ (5,000)	$ (833)	$ -	
Admin Services Allocation	ACCOUNTANT	20197.0308	$ (43,494)	$ (43,494)	$ (7,249)	$ (6,447)	
Sub-total - Cash			*$ (299,569)*	*$ (299,569)*	*$ (59,679)*	*$ (41,252)*	
Non Cash Expenses - Depreciation - Furniture & Fittings	ACCOUNTANT	20198.0034	$ (7,173)	$ (7,173)	$ (1,195)	$ (1,099)	
Non Cash Expenses - Depreciation - Land & Buildings	ACCOUNTANT	20198.0035	$ (5,472)	$ (5,472)	$ (912)	$ (957)	
Non Cash Expenses - Depreciation - Plant, Machinery & Equip	ACCOUNTANT	20198.0036	$ (4,780)	$ (4,780)	$ (797)	$ (836)	
Non Cash Expenses - Depreciation - Infrastructure	ACCOUNTANT	20198.0188	$ (107,117)	$ (107,117)	$ (17,853)	$ (18,750)	
Non Cash Expenses - Annual Leave Accrual	ACCOUNTANT	20198.0309	$ -	$ -	$ -	$ -	
Non Cash Expenses - Long Service Leave Accrual	ACCOUNTANT	20198.0310	$ -	$ -	$ -	$ -	
Non Cash Expenses - Loss on Sale of Assets	ACCOUNTANT	20198.0078	$ -	$ -	$ -	$ -	
Sub-total - Non Cash			*$ (124,542)*	*$ (124,542)*	*$ (20,757)*	*$ (21,642)*	
Total Operating Expenditure			$ (424,111)	$ (424,111)	$ (80,436)	$ (62,893)	
Operating Income							
Grant Income Subsidy - Operating Grant	POOL MGR	11100.0089	$ 30,000	$ 30,000	$ 5,000	$ -	
Other Revenue - Entry Fees	POOL MGR	10113.0044	$ 25,000	$ 25,000	$ -	$ -	
Other Revenue - Facilities Hire	POOL MGR	10113.0046	$ 1,000	$ 1,000	$ 167	$ -	
Other Revenue - Other Fees & Charges	POOL MGR	10113.0248	$ -	$ -	$ -	$ -	
Other Revenue - Kiosk Sales	POOL MGR	10113.0238	$ 20,000	$ 20,000	$ -	$ -	
Other Revenue - Season passes	POOL MGR	10113.0136	$ 17,000	$ 17,000	$ -	$ -	
Sub-total - Cash			*$ 93,000*	*$ 93,000*	*$ 5,167*	*$ -*	
Non Cash Revenue - Profit on Sale of Assets	ACCOUNTANT	10110.0106	$ -	$ -	$ -	$ -	
Total Operating Income			$ 93,000	$ 93,000	$ 5,167	$ -	
Operating Surplus / Deficit			*$ (331,111)*	*$ (331,111)*	*$ (75,269)*	*$ (62,893)*	

DETAILED OPERATING AND CAPITAL PROGRAMS

For the Period Ended 31 August 2015

	Responsible Officer	Account Number	Original Budget 30-Jun-2016	Amended Budget 30-Jun-2016	Budget YTD 31-Aug-2015	Actual YTD 31-Aug-2015		Variance Budget to Act YTD	
REC.CENTRE									
Capital Expenditure									
Gym & Other Equipment	MGR COMM SVCS	51111.0006	$ (10,000)	$ (10,000)	$ (10,000)	$ -			
Recreation Centre (PC) - Building Renewal	BLDG SRVR	51417.0252	$ (13,500)	$ (13,500)	$ (8,000)	$ -			
Sand and recoat gym floor	REC CTR MGR	51496.0252	$ (8,000)	$ (8,000)	$ -	$ -			
Total Capital Expenditure			$ (31,500)	$ (31,500)	$ (18,000)	$ -			
Capital Income									
Sale of Equipment	MGR COMM SVCS	41111.0105	$ -	$ -	$ -	$ -			
Capital Reimbursements - Education Dep't	MGR COMM SVCS	41113.0227	$ 10,750	$ 10,750	$ -	$ -			
Total Capital Income			$ 10,750	$ 10,750	$ -	$ -			
Operating Expenditure									
Employee Costs - Conferences & Training	REC CTR MGR	21100.0029	$ (2,000)	$ (2,000)	$ (333)	$ (12)			
Employee Costs - Reimbursable Salaries	REC CTR MGR	21100.0296	$ -	$ -	$ -	$ -			
Employee Costs - Salaries	REC CTR MGR	21100.0130	$ (197,694)	$ (197,694)	$ (38,018)	$ (55,442)	▲	$ 17,424	46%
Employee Costs - Superannuation	REC CTR MGR	21100.0141	$ (25,193)	$ (25,193)	$ (4,845)	$ (4,392)			
Employee Costs - Uniforms, Clothing & Accessories	REC CTR MGR	21100.0266	$ (2,000)	$ (2,000)	$ (333)	$ -			
Employee Costs - Workers Compensation Insurance	DCEO	21100.0043	$ (7,425)	$ (7,425)	$ (3,713)	$ (3,136)			
Employee Costs - Telephone	REC CTR MGR	21101.0144	$ (2,500)	$ (2,500)	$ (417)	$ (349)			
Other Expenses - Courses & Programs	REC CTR MGR	21102.0298	$ (12,000)	$ (12,000)	$ (2,000)	$ (846)			
Other Expenses - Kiosk Supplies	REC CTR MGR	21102.0295	$ (10,000)	$ (10,000)	$ (1,667)	$ (168)			
Other Expenses - Minor Furniture & Equipment Purchases	REC CTR MGR	21102.0085	$ (5,000)	$ (5,000)	$ (833)	$ (191)			
Other Expenses - Other Operating Costs	REC CTR MGR	21102.0312	$ (7,500)	$ (7,500)	$ (1,250)	$ (392)			
Other Expenses - School Holiday Programs	REC CTR MGR	21102.0299	$ (2,000)	$ (2,000)	$ (333)	$ -			
Building & Grounds (PC) - Building Maintenance	REC CTR MGR	21104.0010	$ (12,000)	$ (12,000)	$ (2,000)	$ (220)			
Building & Grounds (PC) - Building Operating	BLDG SRVR	21104.0011	$ (30,000)	$ (30,000)	$ (7,800)	$ (3,327)			
Building & Grounds (PC) - Grounds Maintenance	REC CTR MGR	21104.0052	$ (1,000)	$ (1,000)	$ (167)	$ -			
Admin Services Allocation	ACCOUNTANT	21103.0308	$ (49,157)	$ (49,157)	$ (8,193)	$ (7,287)			
Sub-total - Cash			*$ (365,469)*	*$ (365,469)*	*$ (71,902)*	*$ (75,761)*			
Non Cash Expenses - Amortisation	ACCOUNTANT	21105.0297	$ -	$ -	$ -	$ -			
Non Cash Expenses - Depreciation - Furniture & Fittings	ACCOUNTANT	21105.0034	$ (13,420)	$ (13,420)	$ (2,237)	$ (1,378)			
Non Cash Expenses - Depreciation - Land & Buildings	ACCOUNTANT	21105.0035	$ -	$ -	$ -	$ -			
Non Cash Expenses - Depreciation - Plant, Machinery & Equip	ACCOUNTANT	21105.0036	$ -	$ -	$ -	$ -			
Non Cash Expenses - Annual Leave Accrual	ACCOUNTANT	21105.0309	$ -	$ -	$ -	$ -			
Non Cash Expenses - Long Service Leave Accrual	ACCOUNTANT	21105.0310	$ -	$ -	$ -	$ -			
Non Cash Expenses - Loss on Sale of Assets	ACCOUNTANT	21105.0078	$ -	$ -	$ -	$ -			
Sub-total - Non Cash			*$ (13,420)*	*$ (13,420)*	*$ (2,237)*	*$ (1,378)*			
Total Operating Expenditure			$ (378,889)	$ (378,889)	$ (74,138)	$ (77,139)			

	Responsible Officer	Account Number	Original Budget 30-Jun-2016	Amended Budget 30-Jun-2016	Budget YTD 31-Aug-2015	Actual YTD 31-Aug-2015	Variance Budget to Act YTD
Operating Income							
Other Income - Entry Fees	REC CTR MGR	11101.0044	$ 32,000	$ 32,000	$ 5,333	$ 3,696	
Other Income - Facilities Hire	REC CTR MGR	11101.0046	$ 6,000	$ 6,000	$ 1,000	$ 583	
Other Income - Kiosk Sales	REC CTR MGR	11101.0238	$ 10,000	$ 10,000	$ 1,667	$ 356	
Other Income - Membership Fees	REC CTR MGR	11101.0410	$ 55,000	$ 55,000	$ 9,167	$ 12,668	
Other Income - Other Operating Income	REC CTR MGR	11101.0232	$ 10,000	$ 10,000	$ 1,667	$ 745	
Other Income - Other Programs and Courses	REC CTR MGR	11101.0477	$ 5,000	$ 5,000	$ 833	$ -	
Grant Income - Active After School	REC CTR MGR	11108.0178	$ -	$ -	$ -	$ -	
Reimbursements - Education Dep't	REC CTR MGR	11102.0227	$ 16,141	$ 16,141	$ -	$ -	
Sub-total - Cash			*$ 134,141*	*$ 134,141*	*$ 19,667*	*$ 18,048*	
Non Cash Revenue Recreation Centre - Profit on Sale of Assets	ACCOUNTANT	10115.0106	$ -	$ -	$ -	$ -	
Total Operating Income			$ 134,141	$ 134,141	$ 19,667	$ 18,048	
Operating Surplus / Deficit			*$ (244,748)*	*$ (244,748)*	*$ (54,472)*	*$ (59,092)*	
PARKS & RECREATION GROUNDS							
Capital Expenditure							
Sounness Park - Land Purchase (Demon Downs Payment)	MGR COMM SVCS	51475.0251	$ (43,125)	$ (43,125)	$ (43,125)	$ (43,125)	
Centenary Park - We Will Remember Them Memorial Park	MGR WORKS	51511.0251	$ (115,016)	$ (115,016)	$ -	$ (97)	
Sounness Park - Playground Equipment	MGR WORKS	51609.0251	$ (50,000)	$ (50,000)	$ -	$ -	
Mount Barker War Memorial Refurbishment	MGR WORKS	51565.0251	$ -	$ -	$ -	$ (1,337)	
Frost Park and Demon Downs - Construct Dams	MGR WORKS	51567.0251	$ (87,460)	$ (87,460)	$ -	$ -	
Sounness Park - Implement Recreation Plan (PC) (Stage 2 - Cricket)	MGR WORKS	51576.0251	$ (81,491)	$ (81,491)	$ (27,164)	$ (7,113)	
Sounness Park - Implement Recreation Plan (PC) (Stage 3 - Hockey)	MGR WORKS	51608.0251	$ (50,430)	$ (50,430)	$ (50,430)	$ (51,305)	
Frost Park - Playground Equipment	MGR WORKS	51579.0251	$ (20,000)	$ (20,000)	$ -	$ -	
Pump Shed - Government Dam	MGR WORKS	50428.0251	$ (5,000)	$ (5,000)	$ -	$ -	
Wilson Park - Nature Playground - Irrigation	MGR WORKS	50429.0251	$ (5,000)	$ (5,000)	$ -	$ -	
Cricket Pitch - Rubber Mat Covers	MGR WORKS	50430.0251	$ (12,000)	$ (12,000)	$ -	$ -	
Narrikup Sports Ground - Replace Leach Drains	BLDG SRVR	50431.0251	$ (4,200)	$ (4,200)	$ -	$ -	
Kendenup Agricultural Grounds - Playgroup Building - Airconditioning Unit	BLDG SRVR	50432.0251	$ (3,000)	$ (3,000)	$ -	$ -	
Kendenup Agricultural Grounds - Development	MGR DEV SVCS	51649.0251	$ (245,000)	$ (245,000)	$ -	$ -	
Total Capital Expenditure			$ (721,722)	$ (721,722)	$ (120,719)	$ (102,977)	

DETAILED OPERATING AND CAPITAL PROGRAMS

For the Period Ended 31 August 2015

	Responsible Officer	Account Number	Original Budget 30-Jun-2016	Amended Budget 30-Jun-2016	Budget YTD 31-Aug-2015	Actual YTD 31-Aug-2015	Variance Budget to Act YTD
Capital Income							
Principal Repayments - Loan No 91 - Mount Barker Golf Club (SS)	ACCOUNTANT	41121.0388	$ 21,762	$ 21,762	$ -	$ -	
Transfers from Reserve Funds	DCEO	41127.0486	$ 125,000	$ 125,000	$ -	$ -	
Transfers from Trust Funds	DCEO	41122.0243	$ 70,000	$ 70,000	$ -	$ -	
Grants - Storm Water Harvesting - Frost Park	MGR COMM SVCS	41120.0203	$ 44,745	$ 44,745	$ -	$ -	
CLGF (R for R) - Sounness Park	MGR COMM SVCS	41120.0400	$ -	$ -	$ -	$ -	
CSRFF Grant - Sounness Oval	MGR COMM SVCS	41120.0411	$ 224,200	$ 224,200	$ -	$ -	
Grants - We Will Remember Them Memorial Park	MGR COMM SVCS	41120.0489	$ 92,064	$ 92,064	$ -	$ -	
RDA Grant - Sounness Park Stages 2 & 3	MGR COMM SVCS	41120.0490	$ 404,300	$ 404,300	$ -	$ 300,000	
Grants - Kendenup Agricultural Grounds Development	MGR DEV SVCS	41120.0450	$ 120,000	$ 120,000	$ -	$ -	
Total Capital Income			$ 1,102,071	$ 1,102,071	$ -	$ 300,000	
Operating Expenditure							
Building Mtce (PC) - Building Maintenance	BLDG SRVR	20211.0010	$ (30,000)	$ (30,000)	$ (5,000)	$ (7,800)	
Building Mtce (PC) - Building Operating	BLDG SRVR	20211.0011	$ (60,000)	$ (60,000)	$ (15,600)	$ (16,658)	
Parks Mtce (PC) - Facilities Maintenance	MGR WORKS	20212.0047	$ (415,000)	$ (415,000)	$ (69,167)	$ (51,612)	
Parks Mtce (PC) - Facilities Operating	MGR WORKS	20212.0048	$ (30,000)	$ (30,000)	$ (5,000)	$ (1,218)	
Other Expenses - Donations	DCEO	20208.0255	$ (9,920)	$ (9,920)	$ (1,653)	$ (2,300)	
Other Expenses - Professional Services	MGR COMM SVCS	20208.0030	$ -	$ -	$ -	$ -	
Admin Services Allocation	ACCOUNTANT	20209.0308	$ (56,448)	$ (56,448)	$ (9,408)	$ (8,368)	
Sub-total - Cash			*$ (601,368)*	*$ (601,368)*	*$ (105,828)*	*$ (87,956)*	
Non Cash Expenses - Depreciation - Furniture & Fittings	ACCOUNTANT	20210.0034	$ (872)	$ (872)	$ (145)	$ (125)	
Non Cash Expenses - Depreciation - Land & Buildings	ACCOUNTANT	20210.0035	$ (252,315)	$ (252,315)	$ (42,053)	$ (44,111)	
Non Cash Expenses - Depreciation - Plant, Machinery & Equip	ACCOUNTANT	20210.0036	$ -	$ -	$ -	$ -	
Non Cash Expenses - Depreciation - Infrastructure	ACCOUNTANT	20210.0188	$ (101,570)	$ (101,570)	$ (16,928)	$ (17,778)	
Non Cash Expenses - Annual Leave Accrual	ACCOUNTANT	20210.0309	$ -	$ -	$ -	$ -	
Non Cash Expenses - Long Service Leave Accrual	ACCOUNTANT	20210.0310	$ -	$ -	$ -	$ -	
Non Cash Expenses - Loss on Sale of Assets	ACCOUNTANT	20210.0078	$ -	$ -	$ -	$ -	
Sub-total - Non Cash			*$ (354,756)*	*$ (354,756)*	*$ (59,126)*	*$ (62,014)*	
Total Operating Expenditure			$ (956,125)	$ (956,125)	$ (164,954)	$ (149,970)	

DETAILED OPERATING AND CAPITAL PROGRAMS

For the Period Ended 31 August 2015

	Responsible Officer	Account Number	Original Budget 30-Jun-2016	Amended Budget 30-Jun-2016	Budget YTD 31-Aug-2015	Actual YTD 31-Aug-2015	Variance Budget to Act YTD
Operating Income							
Reimbursements - Other	DCEO	10118.0229	$ 3,000	$ 3,000	$ 500	$ 661	
Contributions - Other Contributions	DCEO	10119.0200	$ -	$ -	$ -	$ -	
Other Revenue - Facilities Hire	DCEO	10120.0046	$ -	$ -	$ -	$ -	
Other Revenue - Frost Park	DCEO	10120.0426	$ 6,000	$ 6,000	$ 1,000	$ 951	
Other Revenue - Sounness Park	DCEO	10120.0427	$ 5,000	$ 5,000	$ 833	$ 50	
Financial Income - Loan No 86 - Mount Barker Golf Club (SS)	ACCOUNTANT	11103.0329	$ -	$ -	$ -	$ -	
Financial Income - Loan No 91 - Mount Barker Golf Club (SS)	ACCOUNTANT	11103.0388	$ 5,207	$ 5,207	$ -	$ (196)	
Sub-total - Cash			*$ 19,207*	*$ 19,207*	*$ 2,333*	*$ 1,467*	
Non Cash Revenue - Profit on Sale of Assets	ACCOUNTANT	10117.0106	$ -	$ -	$ -	$ -	
Total Operating Income			$ 19,207	$ 19,207	$ 2,333	$ 1,467	
Borrowing Costs							
Principal Repayments							
Principal Repayments - Loan 94 - Sounness Park	ACCOUNTANT	51152.0467	$ (33,444)	$ (33,444)	$ -	$ -	
Total Principal Repayments			$ (33,444)	$ (33,444)	$ -	$ -	
Operating Expenditure							
Financial Expenses - Loan 94 - Sounness Park	ACCOUNTANT	20207.0467	$ (13,410)	$ (13,410)	$ -	$ 710	
Total Operating Expenditure			$ (13,410)	$ (13,410)	$ -	$ 710	

	Responsible Officer	Account Number	Original Budget 30-Jun-2016	Amended Budget 30-Jun-2016	Budget YTD 31-Aug-2015	Actual YTD 31-Aug-2015	Variance Budget to Act YTD
LIBRARY SERVICES							
Mount Barker Library & Art Gallery							
Capital Expenditure							
Building Renewal (PC)	BLDG SRVR	50406.0252	$ (5,000)	$ (5,000)	$ (833)	$ -	
Total Capital Expenditure			$ (5,000)	$ (5,000)	$ (833)	$ -	
Operating Expenditure							
Employee Costs - Conferences & Training	LIBRARIAN	20213.0029	$ (2,000)	$ (2,000)	$ (333)	$ (118)	
Employee Costs - Salaries	LIBRARIAN	20213.0130	$ (120,338)	$ (120,338)	$ (23,142)	$ (17,663)	
Employee Costs - Superannuation	LIBRARIAN	20213.0141	$ (14,100)	$ (14,100)	$ (2,712)	$ (2,570)	
Employee Costs - Uniforms, Clothing & Accessories	LIBRARIAN	20213.0266	$ (1,200)	$ (1,200)	$ (200)	$ -	
Employee Costs - Workers Compensation Insurance	DCEO	20213.0043	$ (3,911)	$ (3,911)	$ (1,955)	$ (1,093)	
Office Expenses - Advertising	LIBRARIAN	20214.0003	$ (1,000)	$ (1,000)	$ (167)	$ -	
Office Expenses - Office Equipment Maintenance	LIBRARIAN	20214.0268	$ (2,500)	$ (2,500)	$ (417)	$ (473)	
Office Expenses - Software Support Contracts	LIBRARIAN	20214.0270	$ (13,000)	$ (13,000)	$ (7,091)	$ -	
Office Expenses - Printing & Stationery	LIBRARIAN	20214.0103	$ (3,000)	$ (3,000)	$ (500)	$ (357)	
Office Expenses - Telephone	LIBRARIAN	20214.0144	$ (4,000)	$ (4,000)	$ (667)	$ (401)	
Other Expenses - Insurances	LIBRARIAN	20215.0064	$ (500)	$ (500)	$ (250)	$ (194)	
Other Expenses - Regional Library Services	LIBRARIAN	20215.0170	$ (1,500)	$ (1,500)	$ (250)	$ -	
Other Expenses - Local Collection	LIBRARIAN	20215.0369	$ (1,000)	$ (1,000)	$ (167)	$ (17)	
Other Expenses - Minor Furniture & Equipment Purchases	LIBRARIAN	20215.0085	$ (5,000)	$ (5,000)	$ (833)	$ (441)	
Other Expenses - Library Programs	LIBRARIAN	20215.0298	$ (8,500)	$ (8,500)	$ (1,417)	$ (108)	
Other Expenses - Other Operating Costs	LIBRARIAN	20215.0312	$ (5,000)	$ (5,000)	$ (833)	$ (120)	
Building & Grounds (PC) - Building Maintenance	BLDG SRVR	20218.0010	$ (4,000)	$ (4,000)	$ (667)	$ (1,693)	
Building & Grounds (PC) - Building Operating	BLDG SRVR	20218.0011	$ (18,000)	$ (18,000)	$ (4,680)	$ (5,770)	
Building & Grounds (PC) - Grounds Maintenance	MGR WORKS	20218.0052	$ (2,500)	$ (2,500)	$ (417)	$ -	
Admin Services Allocation	ACCOUNTANT	20216.0308	$ (76,894)	$ (76,894)	$ (12,816)	$ (11,398)	
Sub-total - Cash			*$ (287,943)*	*$ (287,943)*	*$ (59,512)*	*$ (42,415)*	
Non Cash Expenses - Depreciation - Furniture & Fittings	ACCOUNTANT	20217.0034	$ (15,128)	$ (15,128)	$ (2,521)	$ (2,350)	
Non Cash Expenses - Depreciation - Land & Buildings	ACCOUNTANT	20217.0035	$ -	$ -	$ -	$ -	
Non Cash Expenses - Depreciation - Plant & Equipment	ACCOUNTANT	20217.0036	$ -	$ -	$ -	$ -	
Non Cash Expenses - Annual Leave Accrual	ACCOUNTANT	20217.0309	$ -	$ -	$ -	$ -	
Non Cash Expenses - Long Service Leave Accrual	ACCOUNTANT	20217.0310	$ -	$ -	$ -	$ -	
Non Cash Expenses - Loss on Sale of Assets	ACCOUNTANT	20217.0078	$ -	$ -	$ -	$ -	
Sub-total - Non Cash			*$ (15,128)*	*$ (15,128)*	*$ (2,521)*	*$ (2,350)*	
Total Operating Expenditure			$ (303,071)	$ (303,071)	$ (62,033)	$ (44,765)	

	Responsible Officer	Account Number	Original Budget 30-Jun-2016	Amended Budget 30-Jun-2016	Budget YTD 31-Aug-2015	Actual YTD 31-Aug-2015	Variance Budget to Act YTD
Operating Income							
Contributions - Other Contributions	LIBRARIAN	10123.0200	$ -	$ -	$ -	$ 800	
Other Revenue - Fines & Penalties	LIBRARIAN	10124.0049	$ 2,000	$ 2,000	$ 333	$ 40	
Other Revenue - Photocopying	LIBRARIAN	10124.0100	$ 1,500	$ 1,500	$ 250	$ 377	
Other Revenue - Other Fees & Charges	LIBRARIAN	10124.0248	$ 250	$ 250	$ 42	$ 155	
Sub-total - Cash			*$ 3,750*	*$ 3,750*	*$ 625*	*$ 1,372*	
Non Cash Revenue - Profit on Sale of Assets	ACCOUNTANT	10121.0106	$ -	$ -	$ -	$ -	
Total Operating Income			$ 3,750	$ 3,750	$ 625	$ 1,372	
Operating Surplus / Deficit			*$ (299,321)*	*$ (299,321)*	*$ (61,408)*	*$ (43,392)*	
OTHER RECREATION & CULTURE							
Capital Expenditure							
Recreation & Cultural Buildings (PC) - Building Renewal	BLDG SRVR	50407.0252	$ (10,000)	$ (10,000)	$ (1,667)	$ -	
Museum Complex - Replace Shingle Roofs	BLDG SRVR	51535.0252	$ (47,561)	$ (47,561)	$ (23,781)	$ -	
Community Recreation Centre - Roof Maintenance	BLDG SRVR	51582.0252	$ (5,000)	$ (5,000)	$ (833)	$ -	
Community Recreation Centre Carpark Lighting	CEO	51582.0252	$ (30,000)	$ (30,000)	$ (5,000)	$ -	
Community Recreation Centre - New Eaves to Rear of Building	BLDG SRVR	51582.0252	$ (4,500)	$ (4,500)	$ (750)	$ -	
Museum - Convert Bathroom to Disabled Unisex	BLDG SRVR	51582.0252	$ (15,000)	$ (15,000)	$ (2,500)	$ -	
Total Capital Expenditure			$ (112,061)	$ (112,061)	$ (34,531)	$ -	
Capital Income							
Dept of Training Grant - CRC Lighting	CEO	41130.0450	$ 30,000	$ 30,000	$ -	$ -	
Total Capital Income			$ 30,000	$ 30,000	$ -	$ -	
Operating Expenditure							
Employee Costs - Salaries	MGR COMM SVCS	20220.0130	$ (38,604)	$ (38,604)	$ (7,424)	$ (5,660)	
Employee Costs - Superannuation	MGR COMM SVCS	20220.0141	$ (4,393)	$ (4,393)	$ (845)	$ (876)	
Other Expenses - Community Programs	MGR COMM SVCS	20221.0356	$ (5,000)	$ (5,000)	$ (833)	$ (57)	
Other Expenses - Donations	DCEO	20221.0255	$ (34,000)	$ (34,000)	$ (34,000)	$ (13,876)	
Other Expenses - Other Operating Costs	MGR COMM SVCS	20221.0312	$ (2,000)	$ (2,000)	$ (333)	$ -	
Other Expenses - Club Development Program	MGR COMM SVCS	20221.0354	$ -	$ -	$ -	$ -	
Other Expenses - Kidsport Program	MGR COMM SVCS	20221.0397	$ (31,778)	$ (31,778)	$ (5,296)	$ (2,081)	
Building & Grounds (PC) - Building Maintenance	BLDG SRVR	21111.0010	$ (10,000)	$ (10,000)	$ (1,667)	$ -	
Building & Grounds (PC) - Building Operating	BLDG SRVR	21111.0011	$ (22,000)	$ (22,000)	$ (5,720)	$ (6,035)	
Building & Grounds (PC) - Grounds Maintenance	MGR WORKS	21111.0052	$ (1,000)	$ (1,000)	$ (167)	$ -	
Admin Services Allocation	ACCOUNTANT	20222.0308	$ (25,638)	$ (25,638)	$ (4,273)	$ (3,801)	
Sub-total - Cash			*$ (174,413)*	*$ (174,413)*	*$ (60,558)*	*$ (32,386)*	

	Responsible Officer	Account Number	Original Budget 30-Jun-2016	Amended Budget 30-Jun-2016	Budget YTD 31-Aug-2015	Actual YTD 31-Aug-2015	Variance Budget to Act YTD
Non Cash Expenses - Depreciation - Furniture & Fittings	ACCOUNTANT	20223.0034	$ -	$ -	$ -	$ -	
Non Cash Expenses - Depreciation - Land & Buildings	ACCOUNTANT	20223.0035	$ (265,951)	$ (265,951)	$ (44,325)	$ (46,532)	
Non Cash Expenses - Depreciation - Plant & Equipment	ACCOUNTANT	20223.0036	$ -	$ -	$ -	$ -	
Non Cash Expenses - Depreciation - Infrastructure	ACCOUNTANT	20223.0188	$ (21,230)	$ (21,230)	$ (3,538)	$ (4,118)	
Non Cash Expenses - Loss on Sale of Assets	ACCOUNTANT	20223.0078	$ -	$ -	$ -	$ -	
Sub-total - Non Cash			*$ (287,181)*	*$ (287,181)*	*$ (47,863)*	*$ (50,650)*	
Total Operating Expenditure			$ (461,594)	$ (461,594)	$ (108,421)	$ (83,036)	
Operating Income							
Grant Income - Kidsport Program	MGR COMM SVCS	10126.0397	$ 50,000	$ 50,000	$ 50,000	$ 50,000	
Contributions - Other Contributions	ACCOUNTANT	10127.0200	$ -	$ -	$ -	$ -	
Reimbursements - Club Development Officer Program	MGR COMM SVCS	11109.0354	$ 25,000	$ 25,000	$ -	$ -	
Reimbursements - Other	MGR COMM SVCS	11109.0229	$ -	$ -	$ -	$ -	
Other Income - Lease Rental	ACCOUNTANT	11106.0230	$ 1,105	$ 1,105	$ 184	$ -	
Sub-total - Cash			*$ 76,105*	*$ 76,105*	*$ 50,184*	*$ 50,000*	
Non Cash Revenue - Profit on Sale of Assets	ACCOUNTANT	10125.0106	$ -	$ -	$ -	$ -	
Total Operating Income			$ 76,105	$ 76,105	$ 50,184	$ 50,000	
Principal Repayments							
Principal Repayments - Loan No 91 - MB Golf Club (SS)	ACCOUNTANT	51123.0388	$ (21,762)	$ (21,762)	$ -	$ -	
Total Principal Repayments			$ (21,762)	$ (21,762)	$ -	$ -	
Operating Expenditure							
Financial Expenses - Loan No 91 - MB Golf Club (SS)	ACCOUNTANT	21112.0388	$ (5,207)	$ (5,207)	$ -	$ 196	
Total Operating Expenditure			$ (5,207)	$ (5,207)	$ -	$ 196	
TOTAL RECREATION AND CULTURE CAPITAL EXPENSES			$ (1,170,751)	$ (1,170,751)	$ (187,166)	$ (103,970)	
TOTAL RECREATION AND CULTURE CAPITAL INCOME			$ 1,394,821	$ 1,394,821	$ -	$ 300,000	
TOTAL RECREATION AND CULTURE OPERATING EXPENSES			$ (2,937,102)	$ (2,937,102)	$ (560,712)	$ (471,995)	
TOTAL RECREATION AND CULTURE OPERATING INCOME			$ 328,003	$ 328,003	$ 78,276	$ 71,196	

	Responsible Officer	Account Number	Original Budget 30-Jun-2016	Amended Budget 30-Jun-2016	Budget YTD 31-Aug-2015	Actual YTD 31-Aug-2015	Variance Budget to Act YTD
PROGRAM 12 - TRANSPORT							
ROAD CONSTRUCTION							
Capital Expenditure							
Regional Road Group							
Frankland / Rocky Gully Road - SLK 0.97 to 7.00	MGR WORKS	51590.0250	$ (56,421)	$ (56,421)	$ -	$ -	
Frankland / Rocky Gully Road - SLK 3.5 to 7.00	MGR WORKS	51611.0250	$ (320,600)	$ (320,600)	$ (10,000)	$ (9,352)	
			$ (377,021)	$ (377,021)	$ (10,000)	$ (9,352)	
BLACKSPOT							
O'Neill Rd - Albany Hwy - Slip Lane	MGR WORKS	51612.0250	$ (44,220)	$ (44,220)	$ -	$ -	
			$ (44,220)	$ (44,220)	$ -	$ -	
COMMODITY ROUTE FUNDING							
Boyup Road - SLK 5.90 to 9.18	MGR WORKS	51613.0250	$ (193,500)	$ (193,500)	$ -	$ (97)	
Old Coach Road - Entire length	MGR WORKS	51614.0250	$ (127,500)	$ (127,500)	$ -	$ -	
			$ (321,000)	$ (321,000)	$ -	$ (97)	
Roads to Recovery							
Montem Street/Marmion Street - Intersection	MGR WORKS	51592.0250	$ (48,456)	$ (48,456)	$ -	$ -	
St Werburghs Road - SLK 3.10 to 8.20	MGR WORKS	51593.0250	$ (31,066)	$ (31,066)	$ -	$ -	
St Werburghs Road - SLK 6.23 to 9.67	MGR WORKS	51615.0250	$ (139,870)	$ (139,870)	$ (46,623)	$ (46,594)	
Ormond Road - Entire length	MGR WORKS	51616.0250	$ (141,235)	$ (141,235)	$ -	$ (257)	
Ingoldby Street - Entire length	MGR WORKS	51617.0250	$ (124,600)	$ (124,600)	$ -	$ (1,346)	
Bloxidge Road - SLK 0.00 to 10.80	MGR WORKS	51618.0250	$ (161,335)	$ (161,335)	$ -	$ (1,651)	
Syred Road - SLK 0.00 to 10.23	MGR WORKS	51619.0250	$ (128,450)	$ (128,450)	$ -	$ (1,322)	
Moorilup Road - Entire length	MGR WORKS	51620.0250	$ (69,841)	$ (69,841)	$ -	$ -	
Hughes Road - Entire length	MGR WORKS	51621.0250	$ (14,687)	$ (14,687)	$ -	$ -	
Hannan Way South - Albany Highway to Townsite	MGR WORKS	51622.0250	$ (50,000)	$ (50,000)	$ -	$ (1,047)	
The Springs Road - SLK 8.00 to 16.23	MGR WORKS	51623.0250	$ (86,000)	$ (86,000)	$ -	$ -	
Perillup Road - SLK 9.40 to 12.45	MGR WORKS	51631.0250	$ -	$ (136,833)	$ -	$ -	
			$ (995,540)	$ (1,132,373)	$ (46,623)	$ (52,217)	

	Responsible Officer	Account Number	Original Budget 30-Jun-2016	Amended Budget 30-Jun-2016	Budget YTD 31-Aug-2015	Actual YTD 31-Aug-2015	Variance Budget to Act YTD		
Own Resources									
Pre Construction Future Works	MGR WORKS	51201.0250	$ (30,000)	$ (30,000)	$ (5,000)	$ (2,400)			
Shire Wide Drainage Construction	MGR WORKS	51202.0250	$ (100,000)	$ (100,000)	$ (16,667)	$ (5,044)			
Mount Barker Footpath Construction	MGR WORKS	51203.0250	$ (47,000)	$ (47,000)	$ -	$ -			
Footpath - Beverley Road, Kendenup	MGR WORKS	51624.0250	$ (52,000)	$ (52,000)	$ -	$ -			
Footpath - Hassell Avenue, Kendenup	MGR WORKS	51625.0250	$ (8,500)	$ (8,500)	$ -	$ -			
Footpath - Marmion Street, Mount Barker	MGR WORKS	51626.0250	$ (14,500)	$ (14,500)	$ -	$ -			
Drainage - Hassell Avenue, Kendenup	MGR WORKS	51627.0250	$ (26,000)	$ (26,000)	$ -	$ -			
Roadworks - Minor Renewal	MGR WORKS	51276.0250	$ (250,000)	$ (250,000)	$ (41,667)	$ (36,307)			
Hay River Road - SLK 0.03 to 8.48	MGR WORKS	51521.0250	$ -	$ -	$ -	$ -			
Spencer Road / Albany Highway - Rectify Drainage	MGR WORKS	51525.0250	$ (15,000)	$ (15,000)	$ -	$ -			
Smuts Road - Entire Length	MGR WORKS	51599.0250	$ -	$ -	$ -	$ -			
Hassell Street - SLK 0.00 to 1.12	MGR WORKS	51600.0250	$ -	$ -	$ -	$ (1,305)			
Deane Street - SLK 0.00 to 1.05	MGR WORKS	51601.0250	$ -	$ -	$ -	$ (185)			
Oatlands Road - SLK 0.00 to 1.24	MGR WORKS	51605.0250	$ (41,824)	$ (41,824)	$ -	$ (3,469)			
Langton Road - Lowood Road to Marmion Street	MGR WORKS	51606.0250	$ (95,500)	$ (95,500)	$ -	$ -			
Woogenellup Road North - SLK 4.60 to 6.90	MGR WORKS	51628.0250	$ (84,120)	$ (84,120)	$ -	$ (1,202)			
View Range Road - SLK 0.00 to 3.75	MGR WORKS	51629.0250	$ (60,300)	$ (60,300)	$ -	$ -			
Oatlands Road - SLK 0.00 to 1.24	MGR WORKS	51630.0250	$ (90,000)	$ (90,000)	$ -	$ -			
Marion Street - SLK 0.00 to 0.56	MGR WORKS	51632.0250	$ (48,000)	$ (48,000)	$ -	$ (159)			
Hassell Street - Southern end	MGR WORKS	51633.0250	$ (98,620)	$ (98,620)	$ -	$ (208)			
Ward Road - Entire length	MGR WORKS	51634.0250	$ (23,500)	$ (23,500)	$ -	$ -			
The Springs Road - SLK 0.00 to 8.00	MGR WORKS	51635.0250	$ (154,000)	$ (154,000)	$ -	$ -			
Nindiup and Ferry Roads - Entire Length	MGR WORKS	51636.0250	$ (26,000)	$ (26,000)	$ -	$ -			
Seymour Road - SLK 3.75 to 8.75	MGR WORKS	51637.0250	$ (76,320)	$ (76,320)	$ -	$ -			
Sidcup Road - SLK 0.00 to 3.00	MGR WORKS	51638.0250	$ (51,230)	$ (51,230)	$ -	$ -			
			$ (1,392,414)	$ (1,392,414)	$ (63,333)	$ (50,281)			
Total Capital Expenditure			$ (3,130,195)	$ (3,267,028)	$ (119,957)	$ (111,947)			
Capital Income									
Contributions to Roadworks	MGR WORKS	41205.0197	$ -	$ -	$ -	$ -			
Direct Road Grants - Black Spot Funding	MGR WORKS	41201.0008	$ 29,480	$ 29,480	$ 5,896	$ -	▼	$ 5,896	0%
Direct Road Grants - Roads to Recovery Grants	MGR WORKS	41201.0204	$ 916,018	$ 916,018	$ 183,204	$ -	▼	$ 183,204	0%
Direct Road Grants - TIRES/Commodity Route Grants	MGR WORKS	41201.0205	$ 214,000	$ 214,000	$ 42,800	$ -	▼	$ 42,800	0%
Direct Road Grants - State Road Project Grants	MGR WORKS	41201.0207	$ 213,733	$ 213,733	$ 42,747	$ -	▼	$ 42,747	0%
Transfers from Reserve Funds	DCEO	41202.0486	$ -	$ -	$ -	$ -			
Total Capital Income			$ 1,373,231	$ 1,373,231	$ 274,646	$ -			
ROAD MAINTENANCE									

DETAILED OPERATING AND CAPITAL PROGRAMS

For the Period Ended 31 August 2015

	Responsible Officer	Account Number	Original Budget 30-Jun-2016	Amended Budget 30-Jun-2016	Budget YTD 31-Aug-2015	Actual YTD 31-Aug-2015		Variance Budget to Act YTD	
Operating Expenditure									
Other Expenses - Asset Management Strategy	MGR WORKS	21211.0303	$ -	$ -	$ -	$ -			
Other Expenses - Professional Services	MGR WORKS	21211.0030	$ (5,000)	$ (5,000)	$ (833)	$ (1,559)			
Other Expenses - Outstanding Land Resumptions	MGR WORKS	21211.0306	$ -	$ -	$ -	$ -			
Other Expenses - Road Safety Audits	MGR WORKS	21211.0305	$ (5,000)	$ (5,000)	$ (833)	$ -			
Other Expenses - Roman Data Upgrade	MGR WORKS	21211.0304	$ (10,000)	$ (10,000)	$ (1,667)	$ -			
Other Expenses - Signs Audit	MGR WORKS	21211.0302	$ (6,000)	$ (6,000)	$ (1,000)	$ (1,559)			
Other Expenses - Directional Signage	MGR WORKS	21211.0137	$ (3,500)	$ (3,500)	$ (583)	$ -			
Road Maintenance - General	MGR WORKS	20225.0126	$ (1,300,000)	$ (1,300,000)	$ (216,667)	$ (312,607)	▲	$ 95,940	44%
Road Maintenance - Tree Pruning	MGR WORKS	20225.0390	$ (165,000)	$ (165,000)	$ (55,000)	$ (18,957)			
Road Maintenance - Edge Patching	MGR WORKS	20225.0391	$ (30,000)	$ (30,000)	$ (5,000)	$ -			
Road Maintenance - Slashing and Spraying of Roads	MGR WORKS	20225.0392	$ (30,000)	$ (30,000)	$ (5,000)	$ -			
Contribution to Vehicle Crossovers	MGR WORKS	20225.0021	$ (3,000)	$ (3,000)	$ (500)	$ -			
Street Lighting - Other Operating Costs	MGR WORKS	20227.0312	$ (70,000)	$ (70,000)	$ (11,667)	$ (11,676)			
Admin Services Allocation	ACCOUNTANT	21212.0308	$ (71,310)	$ (71,310)	$ (11,885)	$ (10,570)			
Sub-total - Cash			*$ (1,698,810)*	*$ (1,698,810)*	*$ (310,635)*	*$ (356,928)*			
Non Cash Expenses - Depreciation - Roads	ACCOUNTANT	20224.0189	$ (2,065,552)	$ (2,065,552)	$ (344,259)	$ (411,919)			
Non Cash Expenses - Depreciation - Footpaths	ACCOUNTANT	20224.0190	$ (19,546)	$ (19,546)	$ (3,258)	$ (3,417)			
Non Cash Expenses - Depreciation - Drainage	ACCOUNTANT	20224.0192	$ (16,681)	$ (16,681)	$ (2,780)	$ (2,916)			
Non Cash Expenses - Loss on Sale of Road Assets	ACCOUNTANT	20224.0078	$ -	$ -	$ -	$ -			
Non Cash Expenses - Loss on Sale of Drainage Assets	ACCOUNTANT	20224.0380	$ -	$ -	$ -	$ -			
Non Cash Expenses - Loss on Sale of Footpath Assets	ACCOUNTANT	20224.0382	$ -	$ -	$ -	$ -			
Sub-total - Non Cash			*$ (2,101,778)*	*$ (2,101,778)*	*$ (350,296)*	*$ (418,252)*			
Total Operating Expenditure			$ (3,800,588)	$ (3,800,588)	$ (660,931)	$ (775,180)			

	Responsible Officer	Account Number	Original Budget 30-Jun-2016	Amended Budget 30-Jun-2016	Budget YTD 31-Aug-2015	Actual YTD 31-Aug-2015	Variance Budget to Act YTD
Operating Income							
Contributions - Contributions to Signage	MGR WORKS	10134.0198	$ -	$ -	$ -	$ -	
Contributions - Other Contributions	MGR WORKS	10134.0200	$ -	$ -	$ -	$ -	
Contributions - Roadworks Contributions (Storm Damage)	MGR WORKS	10134.0197	$ -	$ -	$ -	$ -	
Other Income - Directional Signage	MGR WORKS	10135.0137	$ 1,000	$ 1,000	$ 167	$ -	
Sub-total - Cash			*$ 1,000*	*$ 1,000*	*$ 167*	*$ -*	
Non Cash Revenue - Profit on Sale of Road Assets	ACCOUNTANT	10132.0106	$ -	$ -	$ -	$ -	
Non Cash Revenue - Profit on Sale of Drainage Assets	ACCOUNTANT	10132.0381	$ -	$ -	$ -	$ -	
Non Cash Revenue - Profit on Sale of Footpath Assets	ACCOUNTANT	10132.0383	$ -	$ -	$ -	$ -	
Non Cash Revenue - Profit on Sale of Parking Assets	ACCOUNTANT	10138.0106	$ -	$ -	$ -	$ -	
Sub-total - Non Cash			*$ -*	*$ -*	*$ -*	*$ -*	
Total Operating Income			$ 1,000	$ 1,000	$ 167	$ -	
TOTAL TRANSPORT CAPITAL EXPENSES			$ (3,130,195)	$ (3,267,028)	$ (119,957)	$ (111,947)	
TOTAL TRANSPORT CAPITAL INCOME			$ 1,373,231	$ 1,373,231	$ 274,646	$ -	
TOTAL TRANSPORT OPERATING EXPENSES			$ (3,800,588)	$ (3,800,588)	$ (660,931)	$ (775,180)	
TOTAL TRANSPORT OPERATING INCOME			$ 1,000	$ 1,000	$ 167	$ -	

	Responsible Officer	Account Number	Original Budget 30-Jun-2016	Amended Budget 30-Jun-2016	Budget YTD 31-Aug-2015	Actual YTD 31-Aug-2015	Variance Budget to Act YTD
PROGRAM 13 - ECONOMIC SERVICES							
Capital Expenditure							
Railway Station - Agricultural Building - Airconditioning and Hot Water System	BLDG SRVR	51317.0252	$ (5,000)	$ (5,000)	$ (5,000)	$ -	
Total Capital Expenditure			$ (5,000)	$ (5,000)	$ (5,000)	$ -	
RURAL SERVICES							
Operating Expenditure							
Other Expenses - Donations	DCEO	21305.0255	$ (5,000)	$ (5,000)	$ (5,000)	$ (5,000)	
Other Expenses - Drum Muster	MGR WORKS	21305.0314	$ (3,000)	$ (3,000)	$ (500)	$ -	
Other Expenses - Pest Control	MGR WORKS	21305.0313	$ (1,000)	$ (1,000)	$ (167)	$ -	
Other Expenses - Vehicle Leases - Community Ag Ctr	ACCOUNTANT	21305.0307	$ (12,000)	$ (12,000)	$ (2,000)	$ (1,575)	
Other Expenses - Boutique Abattoir Study	MGR DEV SVCS	21305.0543	$ (25,000)	$ (25,000)	$ (25,000)	$ 6,102	
Admin Services Allocation	ACCOUNTANT	21306.0308	$ (16,350)	$ (16,350)	$ (2,725)	$ (2,424)	
Total Operating Expenditure			$ (62,350)	$ (62,350)	$ (35,392)	$ (2,897)	
Operating Income							
Other Income - Drum Muster	MGR WORKS	11305.0241	$ 3,000	$ 3,000	$ 500	$ -	
Other Income - Lease Rental	ACCOUNTANT	11305.0230	$ 2,000	$ 2,000	$ 333	$ -	
Grant Income - Boutique Abattoir	MGR DEV SVCS	11304.0543	$ -	$ -	$ -	$ -	
Reimbursements - Vehicles	ACCOUNTANT	11306.0228	$ 12,000	$ 12,000	$ 2,000	$ -	
Total Operating Income			$ 17,000	$ 17,000	$ 2,833	$ -	
FERAL PIG ERADICATION PROGRAM							
Operating Expenditure							
Employee Costs - Salaries	ACCOUNTANT	21307.0130	$ (82,000)	$ (82,000)	$ (15,769)	$ (944)	
Employee Costs - Superannuation	ACCOUNTANT	21307.0141	$ (8,000)	$ (8,000)	$ (1,538)	$ (302)	
Employee Costs - Workers Compensation Insurance	DCEO	21307.0043	$ (3,000)	$ (3,000)	$ (1,500)	$ (1,467)	
Feral Pig Eradication (PC) - Other Operating Costs	ACCOUNTANT	21310.0312	$ (28,000)	$ (28,000)	$ (4,667)	$ (350)	
Other Expenses - Disbursement of Funds	ACCOUNTANT	21308.0286	$ -	$ -	$ -	$ -	
Admin Services Allocation	ACCOUNTANT	21309.0308	$ (5,000)	$ (5,000)	$ (833)	$ (800)	
Transfer From Municipal To Trust	ACCOUNTANT	21314.0243	$ -	$ -	$ -	$ -	
Total Operating Expenditure			$ (126,000)	$ (126,000)	$ (24,308)	$ (3,863)	

	Responsible Officer	Account Number	Original Budget 30-Jun-2016	Amended Budget 30-Jun-2016	Budget YTD 31-Aug-2015	Actual YTD 31-Aug-2015	Variance Budget to Act YTD
Operating Income							
Contributions - Community Groups	ACCOUNTANT	11307.0474	$ 1,000	$ 1,000	$ 167	$ -	
Contributions - Landholder Contributions	ACCOUNTANT	11307.0199	$ -	$ -	$ -	$ -	
Contributions - Local Government Contributions	ACCOUNTANT	11307.0473	$ 11,000	$ 11,000	$ 1,833	$ 5,000	
Contributions - State & Federal Gov't Contributions	ACCOUNTANT	11307.0242	$ 25,000	$ 25,000	$ -	$ -	
Grant Income - Environmental Grant	ACCOUNTANT	11308.0210	$ 10,000	$ 10,000	$ -	$ -	
Grant Income - Direct Grants	ACCOUNTANT	11308.0212	$ 45,000	$ 45,000	$ -	$ 6,880	
Other Income - Recharge of Services	ACCOUNTANT	11309.0475	$ 34,000	$ 34,000	$ -	$ -	
Transfer From Trust To Municipal	ACCOUNTANT	11310.0243	$ -	$ -	$ -	$ -	
Total Operating Income			$ 126,000	$ 126,000	$ 2,000	$ 11,880	
TOURISM & AREA PROMOTION							
Capital Expenditure							
Tourist Bureau - Re-tile toilet roof and trf to Main Building	BLDG SRVR	51301.0252	$ (1,000)	$ (1,000)	$ -	$ -	
Visitor Centre - Repaint Various Items	BLDG SRVR	51584.0252	$ (4,000)	$ (4,000)	$ -	$ -	
Public Electronic Notice Board	DCEO	51639.0006	$ (30,000)	$ (30,000)	$ -	$ -	
Total Capital Expenditure			$ (35,000)	$ (35,000)	$ -	$ -	
Operating Expenditure							
Building & Grounds (PC) - Tourist Bureau - Building Maintenance	BLDG SRVR	20244.0010	$ (5,000)	$ (5,000)	$ (833)	$ (477)	
Building & Grounds (PC) - Tourist Bureau - Building Operating	BLDG SRVR	20244.0011	$ (18,000)	$ (18,000)	$ (4,680)	$ (3,316)	
Building & Grounds (PC) - Tourist Bureau - Grounds Maintenance	MGR WORKS	20244.0052	$ (1,500)	$ (1,500)	$ (250)	$ -	
Other Expenses - District & Area Promotion	CEO	21311.0370	$ (35,000)	$ (35,000)	$ (19,091)	$ (2,193)	
Other Expenses - Anniversary - 50 Years of Grape Growing	CEO	21311.0373	$ -	$ -	$ -	$ -	
Admin Services Allocation	ACCOUNTANT	21312.0308	$ (63,488)	$ (63,488)	$ (10,581)	$ (9,411)	
Sub-total - Cash			*$ (122,988)*	*$ (122,988)*	*$ (35,436)*	*$ (15,398)*	
Non Cash Expenses - Depreciation - Furniture & Fittings	ACCOUNTANT	21313.0034	$ -	$ -	$ -	$ -	
Non Cash Expenses - Depreciation - Land & Buildings	ACCOUNTANT	21313.0035	$ (45,368)	$ (45,368)	$ (7,561)	$ (7,932)	
Non Cash Expenses - Depreciation - Plant & Equipment	ACCOUNTANT	21313.0036	$ -	$ -	$ -	$ -	
Non Cash Expenses - Depreciation - Infrastructure	ACCOUNTANT	21313.0188	$ (2,475)	$ (2,475)	$ (413)	$ (433)	
Non Cash Expenses - Annual Leave Accrual	ACCOUNTANT	21313.0309	$ -	$ -	$ -	$ -	
Non Cash Expenses - Long Service Leave Accrual	ACCOUNTANT	21313.0310	$ -	$ -	$ -	$ -	
Non Cash Expenses - Loss on Sale of Assets	ACCOUNTANT	21313.0078	$ -	$ -	$ -	$ -	
Sub-total - Non Cash			*$ (47,843)*	*$ (47,843)*	*$ (7,974)*	*$ (8,365)*	
Total Operating Expenditure			$ (170,831)	$ (170,831)	$ (43,409)	$ (23,762)	

	Responsible Officer	Account Number	Original Budget 30-Jun-2016	Amended Budget 30-Jun-2016	Budget YTD 31-Aug-2015	Actual YTD 31-Aug-2015	Variance Budget to Act YTD
Operating Income							
Other Income - Lease Rental	ACCOUNTANT	11312.0230	$ -	$ -	$ -	$ -	
Other Income - Anniversary - 50 Years of Grape Growing	CEO	11312.0232	$ -	$ -	$ -	$ 2,318	
Sub-total - Cash			*$ -*	*$ -*	*$ -*	$ 2,318	
Non Cash Revenue - Profit on Sale of Assets	ACCOUNTANT	10148.0106	$ -	$ -	$ -	$ -	
Total Operating Income			$ -	$ -	$ -	$ 2,318	
BUILDING CONTROL							
Capital Expenditure							
Purchase Vehicle - Bldg Surveyor	MGR WORKS	51311.0006	$ -	$ -	$ -	$ -	
Purchase Vehicle - Building Maintenance Officer	MGR WORKS	51314.0006	$ -	$ -	$ -	$ -	
Purchase Vehicle - Cleaner	MGR WORKS	51315.0006	$ -	$ -	$ -	$ -	
Building Maintenance Shed - Shelving and Cupboards	BLDG SRVR	51640.0252	$ (3,000)	$ (3,000)	$ (500)	$ -	
Total Capital Expenditure			$ (3,000)	$ (3,000)	$ (500)	$ -	
Capital Income							
Trade In Vehicle - Bldg Surveyor	MGR WORKS	41311.0105	$ -	$ -	$ -	$ -	
Trade In Vehicle - Building Maintenance Officer	MGR WORKS	41314.0105	$ -	$ -	$ -	$ -	
Trade In Vehicle - Cleaner	MGR WORKS	41315.0105	$ -	$ -	$ -	$ -	
Total Capital Income			$ -	$ -	$ -	$ -	
Operating Expenditure							
Employee Costs - Conferences & Training	BLDG SRVR	20245.0029	$ (4,500)	$ (4,500)	$ (750)	$ (118)	
Employee Costs - Salaries	BLDG SRVR	20245.0130	$ (142,123)	$ (142,123)	$ (27,331)	$ (16,543)	
Employee Costs - Relief Staff / Contractors	BLDG SRVR	20245.0264	$ (5,000)	$ (5,000)	$ (833)	$ -	
Employee Costs - Superannuation	BLDG SRVR	20245.0141	$ (34,695)	$ (34,695)	$ (5,782)	$ (6,933)	
Employee Costs - Uniforms, Clothing & Accessories	BLDG SRVR	20245.0266	$ (1,200)	$ (1,200)	$ (200)	$ (796)	
Employee Costs - Workers Compensation Insurance	DCEO	20245.0043	$ (7,469)	$ (7,469)	$ (3,735)	$ (6,596)	
Office Expenses - Advertising	BLDG SRVR	20246.0003	$ (500)	$ (500)	$ (83)	$ -	
Office Expenses - Telephone	BLDG SRVR	20246.0144	$ (500)	$ (500)	$ (83)	$ (1)	
Other Expenses - BCITF Payments	BLDG SRVR	20247.0316	$ (25,000)	$ (25,000)	$ (4,167)	$ -	
Other Expenses - BRB Payments	BLDG SRVR	20247.0315	$ (7,000)	$ (7,000)	$ (1,167)	$ -	
Other Expenses - Legal Expenses	BLDG SRVR	20247.0071	$ -	$ -	$ -	$ -	
Other Expenses - Minor Furniture & Equipment Purchases	BLDG SRVR	20247.0085	$ (2,000)	$ (2,000)	$ (333)	$ -	
Other Expenses - Other Operating Costs	BLDG SRVR	20247.0312	$ (1,000)	$ (1,000)	$ (167)	$ -	
Other Expenses - Building Maintenance Equipment & Stock	BLDG SRVR	20247.0393	$ (2,000)	$ (2,000)	$ (333)	$ (1,357)	
Vehicle Running Costs - Motor Vehicle Allocations	MGR WORKS	21316.0182	$ (3,000)	$ (3,000)	$ (500)	$ (2,330)	
Admin Services Allocation	ACCOUNTANT	20248.0308	$ (40,215)	$ (40,215)	$ (6,703)	$ (5,961)	
Sub-total - Cash			*$ (276,202)*	*$ (276,202)*	*$ (52,168)*	*$ (40,635)*	

	Responsible Officer	Account Number	Original Budget 30-Jun-2016	Amended Budget 30-Jun-2016	Budget YTD 31-Aug-2015	Actual YTD 31-Aug-2015	Variance Budget to Act YTD
Non Cash Expenses - Depreciation - Furniture & Fittings	ACCOUNTANT	20249.0034	$ -	$ -	$ -	$ -	
Non Cash Expenses - Depreciation - Land & Buildings	ACCOUNTANT	20249.0035	$ -	$ -	$ -	$ -	
Non Cash Expenses - Depreciation - Plant, Machinery & Equip	ACCOUNTANT	20249.0036	$ (2,957)	$ (2,957)	$ (493)	$ (516)	
Non Cash Expenses - Annual Leave Accrual	ACCOUNTANT	20249.0309	$ -	$ -	$ -	$ -	
Non Cash Expenses - Long Service Leave Accrual	ACCOUNTANT	20249.0310	$ -	$ -	$ -	$ -	
Non Cash Expenses - Loss on Sale of Assets	ACCOUNTANT	20249.0078	$ -	$ -	$ -	$ -	
Sub-total - Non Cash			*$ (2,957)*	*$ (2,957)*	*$ (493)*	*$ (516)*	
Total Operating Expenditure			$ (279,159)	$ (279,159)	$ (52,660)	$ (41,151)	
Operating Income							
Other Revenue - BCITF Levy	ACCOUNTANT	10155.0247	$ 25,000	$ 25,000	$ 4,167	$ 927	
Other Revenue - BCTIF Commission	ACCOUNTANT	10155.0245	$ 500	$ 500	$ 83	$ 57	
Other Revenue - BRB Commission	ACCOUNTANT	10155.0244	$ 1,000	$ 1,000	$ 167	$ 119	
Other Revenue - BRB Levy	ACCOUNTANT	10155.0246	$ 7,000	$ 7,000	$ 1,167	$ 1,400	
Other Revenue - Building Licence Fees	BLDG SRVR	10155.0009	$ 34,000	$ 34,000	$ 5,667	$ 3,230	
Other Revenue - Fines & Penalties	BLDG SRVR	10155.0049	$ -	$ -	$ -	$ -	
Other Revenue - Other Fees & Charges	BLDG SRVR	10155.0248	$ 500	$ 500	$ 83	$ 831	
Reimbursements - Salaries	BLDG SRVR	10153.0219	$ 5,000	$ 5,000	$ 833	$ -	
Reimbursements - Other	BLDG SRVR	10153.0229	$ -	$ -	$ -	$ -	
Sub-total - Cash			*$ 73,000*	*$ 73,000*	*$ 12,167*	*$ 6,563*	
Non Cash Revenue - Profit on Sale of Assets	ACCOUNTANT	10152.0106	$ -	$ -	$ -	$ -	
Total Operating Income			$ 73,000	$ 73,000	$ 12,167	$ 6,563	

	Responsible Officer	Account Number	Original Budget 30-Jun-2016	Amended Budget 30-Jun-2016	Budget YTD 31-Aug-2015	Actual YTD 31-Aug-2015	Variance Budget to Act YTD
CATTLE SALEYARDS							
Capital Expenditure							
Purchase Vehicle - Saleyards Manager	MGR WORKS	51323.0006	$ -	$ -	$ -	$ -	
Additional holding pens - South western side	SALEYARDS MGR	51456.0253	$ (19,500)	$ (19,500)	$ -	$ -	
CCTV at Entrance	SALEYARDS MGR	51527.0253	$ (8,500)	$ (8,500)	$ (8,500)	$ -	
Outloading Ramp Bugle Modification	SALEYARDS MGR	51538.0253	$ (15,000)	$ (15,000)	$ -	$ -	
Bitumen Repairs	SALEYARDS MGR	51585.0253	$ (25,000)	$ (25,000)	$ -	$ -	
Replace Weighbridge Weigh Cells	SALEYARDS MGR	51586.0253	$ (30,000)	$ (30,000)	$ (15,000)	$ (10,620)	
Additional Water Source	SALEYARDS MGR	51587.0253	$ (15,000)	$ (15,000)	$ -	$ -	
Roof over Northern Dirt Pens	SALEYARDS MGR	51641.0253	$ (600,000)	$ (600,000)	$ -	$ -	
New Generator	SALEYARDS MGR	51642.0006	$ (25,000)	$ (25,000)	$ -	$ -	
New Irrigator	SALEYARDS MGR	51643.0006	$ (5,000)	$ (5,000)	$ -	$ -	
Upgrade Truckwash Controller	SALEYARDS MGR	51644.0253	$ (4,000)	$ (4,000)	$ -	$ -	
Total Capital Expenditure			$ (747,000)	$ (747,000)	$ (23,500)	$ (10,620)	
Capital Income							
Transfers from Reserve Funds	DCEO	41326.0486	$ 147,000	$ 147,000	$ -	$ -	
Trade In Vehicle - Saleyards Manager	MGR WORKS	41322.0105	$ -	$ -	$ -	$ -	
Trade-in/Sale of Equipment	SALEYARDS MGR	41323.0105	$ -	$ -	$ -	$ -	
Loan - Roof Over Northern Dirt Pens	MGR COMM SVCS	41319.0468	$ 400,000	$ 400,000	$ -	$ -	
Grant - Roof Over Northern Dirt Pens	MGR COMM SVCS	41321.0401	$ 200,000	$ 200,000	$ -	$ -	
Total Capital Income			$ 747,000	$ 747,000	$ -	$ -	
Operating Expenditure							
Employee Costs - Conferences & Training	SALEYARDS MGR	21320.0029	$ (4,000)	$ (4,000)	$ (667)	$ (614)	
Employee Costs - Salaries	SALEYARDS MGR	21320.0130	$ (236,280)	$ (236,280)	$ (45,438)	$ (39,061)	
Employee Costs - Superannuation	SALEYARDS MGR	21320.0141	$ (23,415)	$ (23,415)	$ (4,503)	$ (4,395)	
Employee Costs - Travel & Accommodation	SALEYARDS MGR	21320.0267	$ (1,500)	$ (1,500)	$ (250)	$ -	
Employee Costs - Uniforms, Clothing & Accessories	SALEYARDS MGR	21320.0266	$ (2,000)	$ (2,000)	$ (333)	$ -	
Employee Costs - Medicals & Vaccinations	SALEYARDS MGR	21320.0275	$ (500)	$ (500)	$ (83)	$ -	
Employee Costs - Workers Compensation Insurance	DCEO	21320.0043	$ (5,000)	$ (5,000)	$ (2,500)	$ (37)	
Office Expenses - Computer Equipment Maintenance	SALEYARDS MGR	21321.0269	$ (10,000)	$ (10,000)	$ (1,667)	$ (2,554)	
Office Expenses - Other Operating Costs	SALEYARDS MGR	21321.0312	$ (2,000)	$ (2,000)	$ (333)	$ (76)	
Office Expenses - Telephone	SALEYARDS MGR	21321.0144	$ (5,500)	$ (5,500)	$ (917)	$ (783)	
Other Expenses - Environmental Services	SALEYARDS MGR	21322.0371	$ (10,000)	$ (10,000)	$ (1,667)	$ -	
Other Expenses - Feed Purchases	SALEYARDS MGR	21322.0317	$ (5,000)	$ (5,000)	$ (833)	$ -	
Other Expenses - Insurances	SALEYARDS MGR	21322.0064	$ (35,000)	$ (35,000)	$ (35,000)	$ (15,910)	
Other Expenses - Licence Fees	SALEYARDS MGR	21322.0287	$ (3,000)	$ (3,000)	$ (500)	$ -	
Other Expenses - Other Operating Costs	SALEYARDS MGR	21322.0312	$ (22,000)	$ (22,000)	$ (3,667)	$ (2,211)	
Other Expenses - Promotional Material & Public Relations	SALEYARDS MGR	21322.0261	$ (15,000)	$ (15,000)	$ (2,500)	$ (1,000)	

	Responsible Officer	Account Number	Original Budget 30-Jun-2016	Amended Budget 30-Jun-2016	Budget YTD 31-Aug-2015	Actual YTD 31-Aug-2015	Variance Budget to Act YTD
Other Expenses - Tools & Sundry	SALEYARDS MGR	21322.0318	$ (1,000)	$ (1,000)	$ (167)	$ -	
Other Expenses - Water Monitoring	SALEYARDS MGR	21322.0285	$ (10,000)	$ (10,000)	$ (1,667)	$ -	
Other Expenses - Sludge Removal	SALEYARDS MGR	21322.0379	$ -	$ -	$ -	$ -	
Vehicle Running Costs - Motor Vehicle Allocations	MGR WORKS	21326.0182	$ (6,000)	$ (6,000)	$ (1,000)	$ (832)	
Building & Grounds (PC) - Building Maintenance	BLDG SRVR	21325.0010	$ (25,000)	$ (25,000)	$ (4,167)	$ -	
Building & Grounds (PC) - Building Operating	BLDG SRVR	21325.0011	$ (72,000)	$ (72,000)	$ (18,720)	$ (2,270)	
Building & Grounds (PC) - Grounds Maintenance	SALEYARDS MGR	21325.0052	$ -	$ -	$ -	$ (1,143)	
Admin Services Allocation	ACCOUNTANT	21323.0308	$ (74,633)	$ (74,633)	$ (12,439)	$ (11,064)	
Sub-total - Cash			*$ (568,828)*	*$ (568,828)*	*$ (139,017)*	*$ (81,948)*	
Non Cash Expenses - Depreciation - Furniture & Fittings	ACCOUNTANT	21324.0034	$ (27,264)	$ (27,264)	$ (4,544)	$ (4,663)	
Non Cash Expenses - Depreciation - Land & Buildings	ACCOUNTANT	21324.0035	$ (426,137)	$ (426,137)	$ (71,023)	$ (75,960)	
Non Cash Expenses - Depreciation - Plant, Machinery & Equip	ACCOUNTANT	21324.0036	$ (18,264)	$ (18,264)	$ (3,044)	$ (2,862)	
Non Cash Expenses - Depreciation - Infrastructure	ACCOUNTANT	21324.0188	$ (16,622)	$ (16,622)	$ (2,770)	$ (2,967)	
Non Cash Expenses - Loss on Sale of Assets	ACCOUNTANT	21324.0078	$ -	$ -	$ -	$ -	
Non Cash Expenses - Annual Leave Accrual	ACCOUNTANT	21324.0310	$ -	$ -	$ -	$ -	
Sub-total - Non Cash			*$ (488,286)*	*$ (488,286)*	*$ (81,381)*	*$ (86,453)*	
Total Operating Expenditure			$ (1,057,114)	$ (1,057,114)	$ (220,398)	$ (168,401)	

DETAILED OPERATING AND CAPITAL PROGRAMS

For the Period Ended 31 August 2015

	Responsible Officer	Account Number	Original Budget 30-Jun-2016	Amended Budget 30-Jun-2016	Budget YTD 31-Aug-2015	Actual YTD 31-Aug-2015	Variance Budget to Act YTD	
Operating Income								
Contributions - Agent Contributions	SALEYARDS MGR	11315.0218	$ 67,000	$ 67,000	$ 4,128	$ 4,779		
Other Income - Avdata Income	SALEYARDS MGR	11316.0249	$ 18,000	$ 18,000	$ 3,000	$ 3,277		
Other Income - Entry Fees	SALEYARDS MGR	11316.0044	$ 12,800	$ 12,800	$ -	$ -		
Other Income - Transit / Hay Feeding	SALEYARDS MGR	11316.0434	$ 8,000	$ 8,000	$ 1,333	$ 350		
Other Income - NLIS Tagging	SALEYARDS MGR	11316.0433	$ 12,000	$ 12,000	$ 2,000	$ 620		
Other Income - Other Operating Income	SALEYARDS MGR	11316.0232	$ 8,500	$ 8,500	$ 1,417	$ 445		
Other Income - Sale of Manure	SALEYARDS MGR	11316.0436	$ 8,000	$ 8,000	$ 1,333	$ 602		
Other Income - Saleyard Weigh & Pen Fees	SALEYARDS MGR	11316.0217	$ 560,000	$ 560,000	$ 34,503	$ 28,596	▼ $ 5,907	-17%
Other Income - Shippers/Private Weigh	SALEYARDS MGR	11316.0476	$ 12,000	$ 12,000	$ 2,000	$ 1,041		
Other Income - Stock Removal	SALEYARDS MGR	11316.0435	$ 4,000	$ 4,000	$ 667	$ 282		
Sub-total - Cash			*$ 710,300*	*$ 710,300*	*$ 50,381*	*$ 39,992*		
Non Cash Revenue - Profit on Sale of Assets	ACCOUNTANT	11317.0106	$ -	$ -	$ -	$ -		
Total Operating Income			$ 710,300	$ 710,300	$ 50,381	$ 39,992		
Operating Surplus / Deficit			*$ (21,722)*	*$ (346,814)*	*$ (170,017)*	*$ (128,409)*		
Borrowing Costs								
Principal Repayments								
Loan Repayment - Loan No. 95 - Saleyards Roof	ACCOUNTANT	51326.0468	$ (34,128)	$ (34,128)	$ (8,532)	$ -		
Total Principal Repayments			$ (34,128)	$ (34,128)	$ (8,532)	$ -		
Operating Expenditure								
Financial Expenses - Loan No. 95 - Saleyards Roof	ACCOUNTANT	21327.0468	$ (16,249)	$ (16,249)	$ (4,062)	$ -		
Total Operating Expenditure			$ (16,249)	$ (16,249)	$ (4,062)	$ -		

	Responsible Officer	Account Number	Original Budget 30-Jun-2016	Amended Budget 30-Jun-2016	Budget YTD 31-Aug-2015	Actual YTD 31-Aug-2015	Variance Budget to Act YTD
OTHER ECONOMIC SERVICES							
Capital Expenditure							
Standpipe Controller Backflow Prevention Upgrades	DCEO	51340.0358	$ (5,000)	$ (5,000)	$ -	$ -	
Total Capital Expenditure			$ (5,000)	$ (5,000)	$ -	$ -	
Operating Expenditure							
Water Supply (Standpipes)	MGR WORKS	21328.0319	$ (50,000)	$ (50,000)	$ (8,333)	$ (8,690)	
Other Expenses - Other Operating Costs	MGR WORKS	21330.0312	$ (2,000)	$ (2,000)	$ (333)	$ (102)	
Other Expenses - Purchase of Waybill Books	ACCOUNTANT	21330.0320	$ (100)	$ (100)	$ (17)	$ -	
Admin Services Allocation	ACCOUNTANT	21331.0308	$ (9,374)	$ (9,374)	$ (1,562)	$ (1,390)	
Sub-total - Cash			*$ (61,474)*	*$ (61,474)*	*$ (10,246)*	*$ (10,182)*	
Non Cash Expenses - Depreciation - Furniture & Fittings	ACCOUNTANT	21332.0034	$ -	$ -	$ -	$ -	
Non Cash Expenses - Depreciation - Land & Buildings	ACCOUNTANT	21332.0035	$ -	$ -	$ -	$ -	
Non Cash Expenses - Depreciation - Plant, Machinery & Equip	ACCOUNTANT	21332.0036	$ (4,263)	$ (4,263)	$ (710)	$ (745)	
Non Cash Expenses - Loss on Sale of Assets	ACCOUNTANT	21332.0078	$ -	$ -	$ -	$ -	
Sub-total - Non Cash			*$ (4,263)*	*$ (4,263)*	*$ (710)*	*$ (745)*	
Total Operating Expenditure			$ (65,737)	$ (65,737)	$ (10,956)	$ (10,927)	
Operating Income							
Other Income - Permits - Trading in Thoroughfares	MGR DEV SVCS	11320.0402	$ 500	$ 500	$ 83	$ -	
Other Income - Sale of Water	ACCOUNTANT	11320.0400	$ 45,000	$ 45,000	$ 3,750	$ 1,050	
Other Income - Sale of Waybill Books & Standpipe Cards	ACCOUNTANT	11320.0401	$ 500	$ 500	$ 83	$ 61	
Sub-total - Cash			*$ 46,000*	*$ 46,000*	*$ 3,917*	*$ 1,110*	
Non Cash Revenue - Profit on Sale of Assets	ACCOUNTANT	11321.0106	$ -	$ -	$ -	$ -	
Total Operating Income			$ 46,000	$ 46,000	$ 3,917	$ 1,110	
VEHICLE LICENSING							
Operating Expenditure							
Employee Costs - Conferences & Training	DCEO	21340.0029	$ (1,000)	$ (1,000)	$ (167)	$ -	
Employee Costs - Salaries	DCEO	21340.0130	$ (56,952)	$ (56,952)	$ (10,952)	$ (8,791)	
Employee Costs - Superannuation	DCEO	21340.0141	$ (5,340)	$ (5,340)	$ (1,027)	$ (1,013)	
Employee Costs - Uniforms, Clothing & Accessories	DCEO	21340.0266	$ (400)	$ (400)	$ (67)	$ -	
Employee Costs - Workers Compensation Insurance	DCEO	21340.0043	$ (1,851)	$ (1,851)	$ (925)	$ (1,751)	
Admin Services Allocation	ACCOUNTANT	21343.0308	$ (108,602)	$ (108,602)	$ (18,100)	$ (16,099)	
Sub-total - Cash			*$ (174,145)*	*$ (174,145)*	*$ (31,238)*	*$ (27,654)*	
Non Cash Expenses - Annual Leave Accrual	ACCOUNTANT	21344.0309	$ -	$ -	$ -	$ -	
Total Operating Expenditure			$ (174,145)	$ (174,145)	$ (31,238)	$ (27,654)	

DETAILED OPERATING AND CAPITAL PROGRAMS

For the Period Ended 31 August 2015

	Responsible Officer	Account Number	Original Budget 30-Jun-2016	Amended Budget 30-Jun-2016	Budget YTD 31-Aug-2015	Actual YTD 31-Aug-2015	Variance Budget to Act YTD
Operating Income							
Other Income - Commission on Licencing Receipts	DCEO	11330.0403	$ 100,000	$ 100,000	$ 16,667	$ 18,244	
Other Income - Sale of Local Authority Plates	DCEO	11330.0404	$ 500	$ 500	$ 83	$ 124	
Reimbursements - Other	DCEO	11331.0229	$ -	$ -	$ -	$ -	
Reimbursements - Training	DCEO	11331.0432	$ -	$ -	$ -	$ -	
Total Operating Income			$ 100,500	$ 100,500	$ 16,750	$ 18,368	
Operating Surplus / Deficit			*$ (73,645)*	$ (73,645)	*$ (14,488)*	*$ (9,287)*	
TOTAL ECONOMIC SERVICES CAPITAL EXPENSES			$ (795,000)	$ (795,000)	$ (29,000)	$ (10,620)	
TOTAL ECONOMIC SERVICES CAPITAL INCOME			$ 747,000	$ 747,000	$ -	$ -	
TOTAL ECONOMIC SERVICES OPERATING EXPENSES			$ (1,951,585)	$ (1,951,585)	$ (422,424)	$ (278,655)	
TOTAL ECONOMIC SERVICES OPERATING INCOME			$ 1,072,800	$ 1,072,800	$ 88,047	$ 80,232	

	Responsible Officer	Account Number	Original Budget 30-Jun-2016	Amended Budget 30-Jun-2016	Budget YTD 31-Aug-2015	Actual YTD 31-Aug-2015		Variance Budget to Act YTD	
PROGRAM 14 - OTHER PROPERTY & SERVICES									
PRIVATE WORKS									
Operating Expenditure									
Private Works Jobs (PC)	ACCOUNTANT	21350.0321	$ (30,000)	$ (30,000)	$ (5,000)	$ (591)			
Admin Services Allocation	ACCOUNTANT	20258.0308	$ (15,245)	$ (15,245)	$ (2,541)	$ (2,260)			
Total Operating Expenditure			$ (45,245)	$ (45,245)	$ (7,541)	$ (2,851)			
Operating Income									
Private Works Recoups	ACCOUNTANT	10159.0015	$ 34,500	$ 34,500	$ 5,750	$ 338	▼	$ 5,412	-94%
Total Operating Income			$ 34,500	$ 34,500	$ 5,750	$ 338			
Operating Surplus / Deficit			*$ (10,745)*	*$ (10,745)*	*$ (1,791)*	*$ (2,513)*			
PUBLIC WORKS OVERHEADS									
Capital Expenditure									
Purchase Vehicle - Principal Works Supervisor	MGR WORKS	51316.0006	$ -	$ -	$ -	$ -			
Depot (PC) - Building Renewal	BLDG SRVR	51561.0254	$ (20,000)	$ (20,000)	$ (3,333)	$ (1,547)			
Depot Garden Shed - Concrete Floor	MGR WORKS	51588.0254	$ -	$ -	$ -	$ -			
Irrigation Locator / Decoder Meter	MGR WORKS	51645.0006	$ (2,300)	$ (2,300)	$ -	$ -			
Electric Fertiliser Injection Pump	MGR WORKS	51646.0006	$ (5,000)	$ (5,000)	$ -	$ -			
Total Capital Expenditure			$ (27,300)	$ (27,300)	$ (3,333)	$ (1,547)			
Capital Income									
Transfers from Reserve Funds	DCEO	41401.0486	$ -	$ -	$ -	$ -			
Trade In Vehicle - Principal Works Supervisor	DCEO	41325.0105	$ -	$ -	$ -	$ -			
Total Capital Income			$ -	$ -	$ -	$ -			

	Responsible Officer	Account Number	Original Budget 30-Jun-2016	Amended Budget 30-Jun-2016	Budget YTD 31-Aug-2015	Actual YTD 31-Aug-2015		Variance Budget to Act YTD	
Operating Expenditure									
Employee Costs - Conferences & Training	MGR WORKS	20260.0029	$ (15,000)	$ (15,000)	$ (2,500)	$ (12,024)	▲	$ 9,524	381%
Employee Costs - Industry Allowances	MGR WORKS	20260.0337	$ (34,000)	$ (34,000)	$ (5,667)	$ (5,537)			
Employee Costs - Travel and Accommodation	MGR WORKS	20260.0267	$ (3,000)	$ (3,000)	$ (500)	$ (545)			
Employee Costs - Medicals & Vaccinations	MGR WORKS	20260.0275	$ (1,000)	$ (1,000)	$ (167)	$ -			
Employee Costs - Relief Staff / Contractors	MGR WORKS	20260.0264	$ -	$ -	$ -	$ -			
Employee Costs - Salaries	MGR WORKS	20260.0130	$ (315,105)	$ (315,105)	$ (60,597)	$ (47,716)			
Employee Costs - Staff Recruitment Expenses	MGR WORKS	20260.0138	$ (500)	$ (500)	$ (83)	$ -			
Employee Costs - Superannuation	MGR WORKS	20260.0141	$ (163,214)	$ (163,214)	$ (31,387)	$ (31,906)			
Employee Costs - Uniforms, Clothing & Accessories	MGR WORKS	20260.0266	$ (17,000)	$ (17,000)	$ (17,000)	$ (13,313)			
Employee Costs - Workers Compensation Insurance	DCEO	20260.0043	$ (60,646)	$ (60,646)	$ (30,323)	$ (28,829)			
Outside Staff Wages (PC) - Unallocated Wages	MGR WORKS	21410.0322	$ (374,758)	$ (374,758)	$ (62,460)	$ (55,034)			
Office Expenses - Telephone	MGR WORKS	20261.0144	$ (10,000)	$ (10,000)	$ (1,667)	$ (941)			
Office Expenses - Other Operating Costs	MGR WORKS	20261.0312	$ (15,000)	$ (15,000)	$ (2,500)	$ (2,875)			
Other Expenses - Subscriptions	MGR WORKS	20262.0258	$ (3,500)	$ (3,500)	$ (583)	$ (459)			
Other Expenses - Roman	MGR WORKS	20262.0304	$ (7,500)	$ (7,500)	$ (7,500)	$ (6,510)			
Other Expenses - Carting to Stockpile	MGR WORKS	20262.0324	$ -	$ -	$ -	$ -			
Other Expenses - Donations (Event Road Closures)	MGR WORKS	20262.0394	$ (4,000)	$ (4,000)	$ (667)	$ (105)			
Other Expenses - Minor Equipment	MGR WORKS	20262.0085	$ (15,000)	$ (15,000)	$ (2,500)	$ (12,742)	▲	$ 10,242	410%
Building & Grounds (PC) - Building Maintenance	MGR WORKS	20265.0010	$ (10,000)	$ (10,000)	$ (1,667)	$ (2,323)			
Building & Grounds (PC) - Building Operating	MGR WORKS	20265.0011	$ (30,000)	$ (30,000)	$ (7,800)	$ (9,357)			
Building & Grounds (PC) - Grounds Maintenance	MGR WORKS	20265.0052	$ (16,500)	$ (16,500)	$ (2,750)	$ (4,926)			
Building & Grounds (PC) - Depot House - Building Maintenance	BLDG SRVR	21411.0010	$ (3,000)	$ (3,000)	$ (500)	$ (729)			
Building & Grounds (PC) - Depot House - Building Operating	BLDG SRVR	21411.0011	$ (2,000)	$ (2,000)	$ (520)	$ (652)			
Building & Grounds (PC) - Depot House - Grounds Maintenance	MGR WORKS	21411.0052	$ (750)	$ (750)	$ (125)	$ -			
Vehicle Running Costs - Motor Vehicle Allocations	MGR WORKS	21412.0182	$ (30,000)	$ (30,000)	$ (5,000)	$ (3,940)			
Admin Services Allocation	ACCOUNTANT	20263.0308	$ (145,851)	$ (145,851)	$ (24,308)	$ (21,961)			
Sub-total - Cash			*$ (1,277,324)*	*$ (1,277,324)*	*$ (268,771)*	*$ (262,424)*			
Non Cash Expenses - Depreciation - Furniture & Fittings	ACCOUNTANT	20264.0034	$ (8,569)	$ (8,569)	$ (1,428)	$ (1,486)			
Non Cash Expenses - Depreciation - Land & Buildings	ACCOUNTANT	20264.0035	$ (62,788)	$ (62,788)	$ (10,465)	$ (11,192)			
Non Cash Expenses - Depreciation - Plant, Machinery & Equip	ACCOUNTANT	20264.0036	$ (89,539)	$ (89,539)	$ (14,923)	$ (16,176)			
Non Cash Expenses - Depreciation - Infrastructure	ACCOUNTANT	20264.0188	$ (3,641)	$ (3,641)	$ (607)	$ (650)			
Non Cash Expenses - Annual Leave Accrual	ACCOUNTANT	20264.0309	$ -	$ -	$ -	$ -			
Non Cash Expenses - Long Service Leave Accrual	ACCOUNTANT	20264.0310	$ -	$ -	$ -	$ -			
Non Cash Expenses - Loss on Sale of Assets	ACCOUNTANT	20264.0078	$ (13,467)	$ (13,467)	$ (2,245)	$ -			
Sub-total - Non Cash			*$ (178,004)*	*$ (178,004)*	*$ (29,667)*	*$ (29,504)*			
Sub-total Operating Expenditure			$ (1,455,328)	$ (1,455,328)	$ (298,438)	$ (291,928)			
Less Public Works Overheads Allocated	ACCOUNTANT	20277.0160	$ 1,455,328	$ 1,455,328	$ 298,438	$ 236,859			
Total Operating Expenditure			$ (0)	$ (0)	$ -	$ (55,068)			

DETAILED OPERATING AND CAPITAL PROGRAMS

For the Period Ended 31 August 2015

	Responsible Officer	Account Number	Original Budget 30-Jun-2016	Amended Budget 30-Jun-2016	Budget YTD 31-Aug-2015	Actual YTD 31-Aug-2015	Variance Budget to Act YTD
Operating Income							
Other Income - Rental - Staff Housing	ACCOUNTANT	11411.0231	$ 6,760	$ 6,760	$ 1,127	$ 1,300	
Other Operating Income	ACCOUNTANT	11411.0232	$ 1,500	$ 1,500	$ 250	$ -	
Reimbursements - Other	ACCOUNTANT	10161.0229	$ -	$ -	$ -	$ -	
Reimbursements - Salaries	ACCOUNTANT	10161.0219	$ -	$ -	$ -	$ -	
Sub-total - Cash			*$ 8,260*	*$ 8,260*	*$ 1,377*	*$ 1,300*	
Non Cash Revenue - Profit on Sale of Assets	ACCOUNTANT	10160.0106	$ -	$ -	$ -	$ -	
Total Operating Income			$ 8,260	$ 8,260	$ 1,377	$ 1,300	

DETAILED OPERATING AND CAPITAL PROGRAMS

For the Period Ended 31 August 2015

	Responsible Officer	Account Number	Original Budget 30-Jun-2016	Amended Budget 30-Jun-2016	Budget YTD 31-Aug-2015	Actual YTD 31-Aug-2015	Variance Budget to Act YTD
PLANT OPERATION COSTS							
Capital Expenditure							
Heavy Plant Replacement Program	MGR WORKS	51411.0006	$ (1,276,500)	$ (1,276,500)	$ (425,500)	$ (394,057)	
Works Vehicles / Minor Plant Replacement Program	MGR WORKS	51412.0006	$ (97,000)	$ (97,000)	$ (24,250)	$ (3,336)	
Accuweigh Scale (Grader)	MGR WORKS	51647.0006	$ (5,000)	$ (5,000)	$ (1,250)	$ -	
F3-G Diagnostic Scan Tool	MGR WORKS	51648.0006	$ (5,000)	$ (5,000)	$ (5,000)	$ (5,850)	
Total Capital Expenditure			$ (1,383,500)	$ (1,383,500)	$ (456,000)	$ (403,244)	
Capital Income							
Trade In Heavy Plant	MGR WORKS	41411.0105	$ 273,000	$ 273,000	$ 91,000	$ 122,000	
Trade In Works Vehicles / Minor Plant	MGR WORKS	41412.0105	$ 25,000	$ 25,000	$ -	$ -	
Transfers from Reserve Funds	DCEO	41413.0486	$ 1,045,500	$ 1,045,500	$ -	$ -	
Total Capital Income			$ 1,343,500	$ 1,343,500	$ 91,000	$ 122,000	

DETAILED OPERATING AND CAPITAL PROGRAMS

For the Period Ended 31 August 2015

	Responsible Officer	Account Number	Original Budget 30-Jun-2016	Amended Budget 30-Jun-2016	Budget YTD 31-Aug-2015	Actual YTD 31-Aug-2015	Variance Budget to Act YTD
Operating Expenditure							
Employee Costs - Conferences & Training	MGR WORKS	20266.0029	$ (3,000)	$ (3,000)	$ (500)	$ (80)	
Employee Costs - Workers Compensation Insurance	MGR WORKS	20266.0043	$ (2,060)	$ (2,060)	$ (1,030)	$ (514)	
Employee Costs - Staff Recruitment Expenses	MGR WORKS	20266.0138	$ (500)	$ (500)	$ (83)	$ -	
Employee Costs - Superannuation	MGR WORKS	20266.0141	$ (6,101)	$ (6,101)	$ (1,017)	$ (1,247)	
Employee Costs - Plant Operator Maintenance	MGR WORKS	20266.0342	$ (51,400)	$ (51,400)	$ (8,567)	$ (8,568)	
Employee Costs - Salaries (Plant Repairs)	MGR WORKS	20266.0344	$ (40,964)	$ (40,964)	$ (7,878)	$ (6,573)	
Employee Costs - Apprentice / Trainee	MGR WORKS	20266.0351	$ (64,569)	$ (64,569)	$ (10,762)	$ (10,223)	
Operating Costs - Fuels	MGR WORKS	20281.0172	$ (285,000)	$ (285,000)	$ (47,500)	$ (22,159)	
Operating Costs - Tyres	MGR WORKS	20281.0173	$ (70,000)	$ (70,000)	$ (11,667)	$ (386)	
Operating Costs - Major Breakdowns	MGR WORKS	20281.0174	$ (40,000)	$ (40,000)	$ (6,667)	$ -	
Operating Costs - Insurance	MGR WORKS	20281.0175	$ (32,000)	$ (32,000)	$ (32,000)	$ (24,840)	
Operating Costs - Registration	MGR WORKS	20281.0176	$ (10,000)	$ (10,000)	$ (10,000)	$ (10,375)	
Operating Costs - Grease & Oil	MGR WORKS	20281.0272	$ (15,000)	$ (15,000)	$ (2,500)	$ (495)	
Operating Costs - Plant Service/Repairs	MGR WORKS	20281.0343	$ (115,000)	$ (115,000)	$ (19,167)	$ (17,937)	
Operating Costs - Air Conditioning	MGR WORKS	20281.0346	$ (5,000)	$ (5,000)	$ (833)	$ -	
Operating Costs - Edges & Teeth	MGR WORKS	20281.0347	$ (25,000)	$ (25,000)	$ (4,167)	$ -	
Operating Costs - Consumables	MGR WORKS	20281.0373	$ (20,000)	$ (20,000)	$ (3,333)	$ -	
Operating Costs - Radio/Communication Equip	MGR WORKS	20281.0385	$ (5,000)	$ (5,000)	$ (833)	$ (1,010)	
Sub-total - Cash			*$ (790,594)*	*$ (790,594)*	*$ (168,503)*	*$ (104,407)*	
Non Cash Expenses - Depreciation - Plant, Machinery & Equip	ACCOUNTANT	20270.0036	$ (450,851)	$ (450,851)	$ (75,142)	$ (76,242)	
Non Cash Expenses - Loss on Sale of Assets	ACCOUNTANT	20270.0078	$ (127,559)	$ (127,559)	$ (21,260)	$ -	
Sub-total - Non Cash			*$ (578,410)*	*$ (578,410)*	*$ (96,402)*	*$ (76,242)*	
Sub-total Operating Expenditure			$ (1,369,004)	$ (1,369,004)	$ (264,904)	$ (180,649)	
Less Allocated - Plant Costs Allocated	ACCOUNTANT	20282.0180	$ 1,369,004	$ 1,369,004	$ 264,904	$ 202,909	
Total Operating Expenditure			$ -	$ -	$ -	$ 22,260	
Operating Income							
Other Operating Income	ACCOUNTANT	10162.0175	$ -	$ -	$ -	$ -	
Non Cash Revenue - Profit on Sale of Assets	ACCOUNTANT	10163.0106	$ 49,439	$ 49,439	$ -	$ -	
Total Operating Income			$ 49,439	$ 49,439	$ -	$ -	

	Responsible Officer	Account Number	Original Budget 30-Jun-2016	Amended Budget 30-Jun-2016	Budget YTD 31-Aug-2015	Actual YTD 31-Aug-2015	Variance Budget to Act YTD
UNCLASSIFIED							
Operating Expenditure							
Employee Costs - OHS Conferences & Training	DCEO	20271.0029	$ (2,000)	$ (2,000)	$ (333)	$ -	
Other Expenses - Insurance - Risk Management	DCEO	20273.0064	$ (20,000)	$ (20,000)	$ (10,000)	$ -	
Other Expenses - Occupational Health & Safety	DCEO	20273.0325	$ (5,000)	$ (5,000)	$ (833)	$ (1,706)	
Other Expenses - Communication Towers	DCEO	20273.0323	$ (5,000)	$ (5,000)	$ (833)	$ -	
Other Expenses - Other Operating Costs	ACCOUNTANT	20273.0312	$ (1,000)	$ (1,000)	$ (167)	$ (426)	
Other Expenses - Stocktake Adjustments	ACCOUNTANT	20273.0165	$ (1,000)	$ (1,000)	$ (167)	$ (2,273)	
Admin Services Allocation	ACCOUNTANT	20274.0308	$ (15,072)	$ (15,072)	$ (2,512)	$ (2,234)	
Sub-total - Cash			*$ (49,072)*	*$ (49,072)*	*$ (14,845)*	*$ (6,640)*	
Non Cash Expenses - Depreciation - Furniture & Fittings	ACCOUNTANT	20275.0034	$ -	$ -	$ -	$ -	
Non Cash Expenses - Depreciation - Land & Buildings	ACCOUNTANT	20275.0035	$ (362)	$ (362)	$ (60)	$ (63)	
Non Cash Expenses - Depreciation - Land & Buildings	ACCOUNTANT	20275.0036	$ -	$ -	$ -	$ -	
Non Cash Expenses - Depreciation - Infrastructure	ACCOUNTANT	20275.0188	$ (19,519)	$ (19,519)	$ (3,253)	$ (3,417)	
Non Cash Expenses - Loss on Sale of Assets	ACCOUNTANT	20275.0078	$ -	$ -	$ -	$ -	
Sub-total - Non Cash			*$ (19,881)*	*$ (19,881)*	*$ (3,313)*	*$ (3,480)*	
Total Operating Expenditure			$ (68,953)	$ (68,953)	$ (18,159)	$ (10,120)	
Operating Income							
Other Income - Diesel Rebate	ACCOUNTANT	11420.0405	$ 30,000	$ 30,000	$ 5,000	$ 4,163	
Other Income - Lease Rental	DCEO	11420.0230	$ 500	$ 500	$ 83	$ -	
Other Income - Other Operating Income	DCEO	11420.0232	$ -	$ -	$ -	$ -	
Other Income - Sale of Surplus Materials & Scrap	MGR WORKS	11420.0406	$ 1,000	$ 1,000	$ 167	$ -	
Reimbursements - Other	ACCOUNTANT	10167.0229	$ -	$ -	$ -	$ -	
Sub-total - Cash			*$ 31,500*	*$ 31,500*	*$ 5,250*	*$ 4,163*	
Non Cash Revenue - Profit on Sale of Assets	ACCOUNTANT	10166.0106	$ -	$ -	$ -	$ -	
Total Operating Income			$ 31,500	$ 31,500	$ 5,250	$ 4,163	
TOTAL OTHER PROPERTY AND SERVICE CAPITAL EXPENSES			$ (1,410,800)	$ (1,410,800)	$ (459,333)	$ (404,791)	
TOTAL OTHER PROPERTY AND SERVICE CAPITAL INCOME			$ 1,343,500	$ 1,343,500	$ 91,000	$ 122,000	
TOTAL OTHER PROPERTY AND SERVICE OPERATING EXPENSES			$ (114,198)	$ (114,198)	$ (25,700)	$ (45,780)	
TOTAL OTHER PROPERTY AND SERVICE OPERATING INCOME			$ 123,699	$ 123,699	$ 12,377	$ 5,801	

Council

LIST OF ACCOUNTS - AUGUST 2015

List of Accounts

Meeting Date: 15 September 2015

Number of Pages: 8

Schedule of Accounts for the Month of August 2015
for the Council Meeting to be held 15 September 2015

Cheque No.	Chq Date	Payee	Description	Amount
45310	13/08/2015	Kleenheat Gas Pty Ltd	Annual Facility Fee - Saleyards / Gas - Sounness Park	$530.54
45311	13/08/2015	Plantagenet Historical Society	Contribution towards Operating Costs - Financial Assistance Grant 2015/2016	$12,000.00
45312	13/08/2015	Prime Rural Services	1000L Tank Pods and Absolute Boomer (spray cleaner) - Works	$182.50
45313	13/08/2015	Telstra	Telstra Account - Integrated Messaging Service and Library	$120.33
45314	13/08/2015	Water Corporation	Trade Waste Permit - Frost Park / Water Account - Warburton Road Standpipe	$332.85
45315	13/08/2015	********** C A N C E L L E D ******		$0.00
45316	13/08/2015	Great Southern District Display	Contribution - Great Southern District Display	$450.00
45317	13/08/2015	Australian Super	Super Contributions - Returned by ClickSuper	$807.81
45318	13/08/2015	Australian Super	Super Contributions - Returned by ClickSuper	$893.22
45319	13/08/2015	Zurich Australia Insurance Ltd	Excess - Repairs to Isuzu Fire Truck PL11597 (Funded by ESL)	$1,000.00
45320	13/08/2015	John Fathers	Reimbursement of Expenses	$521.95
45321	13/08/2015	Local Government Managers Australia	Attendance at LGMA Professional Development Day - A Kendrick	$110.00
45322	13/08/2015	Landmark Mount Barker	Return of Bond - Frost Pavilion - 6 August 2015	$500.00
45323	13/08/2015	Mt Barker Junior Bulls Football	Return of Bond - Frost Oval - 9 August 2015	$400.00
45324	13/08/2015	Cash	Petty Cash Recoup - Admin Office	$197.40
45325	17/08/2015	Bush Farms	Without Prejudice Settlement - Damage to Tyre	$110.00
45326	17/08/2015	Jamie Rutter	Reimbursement of Meals - Playground Course	$257.60
45327	20/08/2015	Neville's Hardware and Building Supplies	Building Maintenance Materials - Narrikup Hall, Kendenup Public Toilets and We Will Remember Them Walk	$1,944.05
45328	20/08/2015	Plantagenet Arts Council	Provision of 1st Prize - Plantagenet Arts Prize 2015/2016 Financial Assistance Grants	$1,000.00
45329	20/08/2015	Telstra	Telstra Account - Various	$1,987.01
45330	20/08/2015	WA Tyre Recovery	Remove Tyres - O'Neill Road Waste Site	$1,044.85
45331	20/08/2015	Department of Transport	Registration to 30 June 2016 - PL1194 Mazda Ute	$230.10
45332	20/08/2015	Peter McGovern	Reimbursement of Photos for Dogging Course and Renewal of High Risk Licence	$87.95
45333	20/08/2015	Australian Livestock Markets Association	Registration - Cr Brett Bell and Stewart Smith - ALMA Annual Conference	$1,350.00
45334	27/08/2015	Commonwealth Bank of Australia	Audit Report Fee	$60.00
45335	27/08/2015	Mount Barker RSL Sub Branch	Return of Bond - Hire of Tables - 16 August 2015	$100.00
500.1011-01	13/08/2015	Advertiser Print	Printing 4,000 Copies of Annual Bushfire Notice	$5,223.00
500.1184-01	13/08/2015	Al Curnow Hydraulics	Tee Adaptor - Cat 924G Loader	$51.15
500.80-01	13/08/2015	Albany City Motors	30,000km Service -PL1 Holden Calais	$292.85

500.85-01	13/08/2015	Albany Lock Service	New Padlocks - Sounness Park, Frost Pavilion, Admin Office and District Hall	$551.00
500.86-01	13/08/2015	Albany Office Products	Stationery - Admin Office and Library - July 2015	$1,789.80
500.88-01	13/08/2015	Albany Refrigeration	Claim 2 - Installation of Air-Conditioning - Admin Office / Replace Air-Conditioner - Kendenup Ag Grounds / Air-Conditioner Maintenance - Rec.Centre Creche	$61,296.92
500.1729-01	13/08/2015	Albany Swim Club	Kidsport Membership Fees - J McFarlane (Funded by DSR)	$175.00
500.1733-01	13/08/2015	Albany Training and Assessment	Front End Loader Operators Course - 6 Works Staff Members	$3,240.00
500.93-01	13/08/2015	Albany V Belt and Rubber Specialists	Filters - Multi Tyre Roller	$100.19
500.67-01	13/08/2015	Am Pearse and Co.	Rego Holders, Tail Lights and Chain Bar Oil - Works	$446.80
500.1337-01	13/08/2015	AMPAC Debt Recovery (WA) Pty Ltd	Rates Debt Recovery Fees (Recoverable through Rates)	$3,897.38
500.264-01	13/08/2015	Analytical Reference Laboratory	Analysis of Recycled Water Samples	$110.00
500.1734-01	13/08/2015	Aurelius Pty Ltd	Deposit - Supply and Install Solar System - Admin Office	$3,839.00
500.305-01	13/08/2015	Australia Day Council of Western Australia	Silver Membership 2015-2016	$300.00
500.100-01	13/08/2015	Australia Post - Mount Barker	Postage - July 2015	$3,756.20
500.1327-01	13/08/2015	B and B Street Sweeping	Sweeping of Mount Barker Town Streets	$4,290.00
500.107-01	13/08/2015	Best Office Systems	Photocopier Usage - Admin Office and Library	$2,158.19
500.122-01	13/08/2015	Cabcharge Australia Ltd	Cabcharge Service Fee	$6.00
500.985-01	13/08/2015	Caltex Australia Petroleum Pty Ltd	Caltex Fuel Cards - July 2015	$224.29
500.284-01	13/08/2015	Cemeteries and Crematoria Association	Ordinary Membership Renewal 2015/2016	$110.00
500.129-01	13/08/2015	Civica Pty Ltd	Authority Managed Services - September 2015	$5,984.00
500.330-01	13/08/2015	Clark Equipment	Left Hand Joy Stick Base - Skid Steer Loader	$1,003.52
500.138-01	13/08/2015	Courier Australia	Courier Fees	$183.14
500.1361-01	13/08/2015	Cranbrook Sporting Club Inc.	Kidsport Membership Fees (Funded by DSR)	$200.00
500.139-01	13/08/2015	Cutting Edges Pty Ltd	Wedges - CAT Grader	$113.85
500.1245-01	13/08/2015	Datafuel Financial Systems Pty Ltd	Database Repair - Datafuel System	$330.00
500.1587-01	13/08/2015	Department of Environment Regulation	Annual Licence Fees - Kendenup Transfer Station	$265.12
500.773-01	13/08/2015	DJ and AR Wright	Water - Depot House	$320.00
500.345-01	13/08/2015	Downer Edi Works Pty Ltd	Cold Mix - Stock	$816.90
500.143-01	13/08/2015	Duggins Menswear	Work Uniform - Alan Watkins and Ursula McKiddie / Rubber Boots - A Crofts, B Smith and T Williams / Work Jumper - P Kent	$1,168.98
500.149-01	13/08/2015	FJ and LA Wallinger	Repairs to Road and Drain - Mills Road	$300.00
500.446-01	13/08/2015	Fuel Distributors of Western Australia	Diesel - Stock	$15,681.60
500.660-01	13/08/2015	G R Schwab	Audit Fees - Feral Pig Eradication Group (Funded by Feral Pig Eradication Group)	$385.00

500.1701-01	13/08/2015	GHD Pty Ltd	Claim 3 - Feasibility Study - Boutique Abattoir (Part grant funded)	$6,712.20
500.1731-01	13/08/2015	Great Southern Containers	Hire of Sea Container - Sounness Park	$2,807.75
500.156-01	13/08/2015	Great Southern Group Training	Apprentice Gardeners Wages - Aaron Crofts / Apprentice Mechanic Wages - R Bail	$5,480.82
500.157-01	13/08/2015	Great Southern Institute of Technology	Dogging Course - P McGovern, M Seaman and D Hamilton / Chain of Responsibility - C Standish and J Rutter	$4,892.00
500.646-01	13/08/2015	Great Southern Zone of WALGA	Annual Subscription 2015/2016	$935.00
500.1553-01	13/08/2015	Industrial Automation Group	Solenoid - Marmion Street Standpipe	$112.20
500.1501-01	13/08/2015	Insight Call Centre Services	After Hours Call Out Phone Service - June 2015	$15.02
500.172-01	13/08/2015	Jason Signmakers	Road Name Sign - McCook Road / Do Not Overtake Unless Safe Sign	$248.60
500.168-01	13/08/2015	JR and A Hersey	Cable ties, Pliers, Out of Service Tags, Stop and Go Handles, Shovel Handle, 5L Shield and Shine, Trimming Knife and Black Markers - Depot	$1,289.82
500.639-01	13/08/2015	K E Gregory	Window Cleaning - Library	$160.00
500.695-01	13/08/2015	Ken Freegard Filter Cleaning	Filter Cleaning - Sweeper Unit, Grader, Loader and Isuzu Truck	$74.80
500.178-01	13/08/2015	Landgate	Rural UV Interim Valuations / Land Enquiries and Minimum Charge	$350.20
500.189-01	13/08/2015	Local Government Managers Australia	2015-2016 Council Corporate Membership / 2015-2016 Membership - J Fathers and D Le Cerf	$2,390.00
500.376-01	13/08/2015	Local Government Supervisors Association	Annual Membership - Jamie Rutter and C Standish	$77.00
500.191-01	13/08/2015	Lorlaine Distributors	Paper Towels and Toilet Rolls - Kendenup Hall, Admin Office and Sounness Park	$511.60
500.707-01	13/08/2015	Marshall Mowers	Repairs to Cylinders and Blade - Toro Mower	$773.20
500.198-01	13/08/2015	Mettler Toledo Limited	30% Deposit - Saleyards Weighbridge Upgrade	$11,682.00
500.202-01	13/08/2015	Mount Barker Auto Electrics Pty Ltd	Number Plate Light and Switch - Mazda Ute and Hino Truck / Fit VHF Radio - Grader / New Battery Charger and Plugs - Evertrans Trailer	$841.00
500.1332-01	13/08/2015	Mount Barker Bulls Junior Football Club	Financial Assistance Grant 2015-2016 / Kidsport Membership Fees - Corey Garces (Funded by DSR)	$600.00
500.207-01	13/08/2015	Mount Barker Electrics	Replace Smoke Detector Batteries - CEO House / Replace Smoke Alarms - CEO, DCEO and Depot Houses	$994.80
500.208-01	13/08/2015	Mount Barker Express Freight	Courier Fees	$198.00
500.926-01	13/08/2015	Mount Barker Football Club Inc.	Kidsport Membership Fees (Funded by DSR)	$400.00
500.872-01	13/08/2015	Mount Barker Scrap Shak	Stationery - Rec.Centre and Saleyards	$250.50
500.1188-01	13/08/2015	Mount Barker Smash Repairs	Towing of Abandoned Vehicle - Albany Highway to Mount Barker Tip Site (Recoverable from Fulton Hogan)	$426.80
500.786-01	13/08/2015	Mount Barker Speedway Club Inc.	Financial Assistance Grant 2015/2016	$1,500.00

500.1628-01	13/08/2015	Mount Barker Steel Fabrications	Manufacture Skip Bin - Depot	$1,701.70
500.771-01	13/08/2015	Mount Barker Tyre and Exhaust	Tyre Repairs - Low Loader, Side Tipper and Toro Mower	$88.00
500.1355-01	13/08/2015	Mount Barker United Soccer Club Inc.	Kidsport Membership Fees (Funded by DSR) / Financial Assistance Grant 2015-2016 ($400)	$740.00
500.1500-01	13/08/2015	Nindethana Seed Service	Native Seeds and Shrubs - Sounness Park	$4,862.52
500.1641-01	13/08/2015	Nurrunga Communications Group	VHF Radio - JCB Backhoe	$946.22
500.224-01	13/08/2015	Opus International Consultants	Footpath Valuation and Town Drainage Survey	$2,762.10
500.1255-01	13/08/2015	Pacific Brands Workwear Group Pty Ltd	Uniforms - R Handasyde and A Lamb	$149.60
500.7-01	13/08/2015	Peerless Jal	Vacuum Dust Bags - Admin Office	$309.43
500.1707-01	13/08/2015	Plantagenet Men's Shed Inc.	Assist with Purchase of Kitchen Cupboards - Financial Assistance Grant 2015/2016	$495.00
500.289-01	13/08/2015	Plantagenet News	Advert's and Flyer - Issue 856	$357.00
500.1610-01	13/08/2015	Plantagenet Players Inc.	Reimbursement of Rates - Financial Assistance Grant 2015/2016	$944.81
500.1486-01	13/08/2015	Plantagenet Scout Group	Kidsport Membership Fees (Funded by DSR)	$600.00
500.14-01	13/08/2015	Plantagenet Sheds and Steel	Fabricate Sign Rack - Isuzu Tipper Truck	$808.90
500.857-01	13/08/2015	Plantagenet Village Homes	Contribution Towards Redman Court Security Upgrade - Financial Assistance Grant 2015/2016	$3,886.30
500.1617-01	13/08/2015	Porongurup Promotions Association	Contribution towards 2016 Porongurup Wine Festival - Financial Assistance Grant 2015/2016	$1,300.00
500.270-01	13/08/2015	Powell Security Services	Monitoring of Alarm System - Sounness Park	$148.50
500.17-01	13/08/2015	Protector Fire Services	Fire Extinguisher Brackets - Works	$610.50
500.272-01	13/08/2015	Sesco Security Company Pty Ltd	Quarterly Security Monitoring (April to June 2015) - Ag Building, Admin Office and Saleyards	$410.41
500.339-01	13/08/2015	Sigma Chemicals	Dry Chlorine for Season Start-up - Swimming Pool	$1,540.00
500.454-01	13/08/2015	Smiths Aluminium	Bulbar Inserts - Ford Ranger	$120.00
500.1607-01	13/08/2015	South City Paving	Brickpaving - Depot	$3,982.00
500.942-01	13/08/2015	South West Fire	New Viper Nozzle - Kendenup BFB Truck (Funded by ESL)	$330.00
500.29-01	13/08/2015	Southern Tool and Fastener Co	File Holder Sets and Files - Chainsaw / Industrial Fan Heater / Cork Rubber and Carbon Plate - Building Maintenance Stock	$786.07
500.31-01	13/08/2015	Star Track Express	Courier Fees	$392.55
500.43-01	13/08/2015	Synergy	Synergy Account - Various	$16,374.05
500.1732-01	13/08/2015	Telstra SNP Monitoring	Quarterly Security Monitoring - Admin Office, Saleyards and Ag Centre (July to September)	$410.41
500.1708-01	13/08/2015	The Lorraine Heckler Trust	Purchase 2,522m3 of Gravel - Halsey Road	$5,548.40
500.1067-01	13/08/2015	The Mundara Trust	Courier Fees - Chlorine - Swimming Pool	$84.70
500.364-01	13/08/2015	Tim's Tyres	Tyre Repair - Loaders and Multi Tyre Roller	$336.60

500.1237-01	13/08/2015	T-Quip	Glass Door, Hinge, Gas Shock Door and Freight - Toro Mower	$1,683.05
500.1222-01	13/08/2015	Tricoast Civil	Hire of Side Tippers - St Werburghs Road	$18,425.00
500.1272-01	13/08/2015	Tutt Bryant Equipment	Supply and Delivery of Bomag BW211D-4 Roller and Trade of Bomag BW212D3 Roller	$113,300.00
500.1410-01	13/08/2015	United Card Services Pty Ltd	Diesel and Card Fees - BFBs (Funded by ESL)	$64.26
500.1186-01	13/08/2015	WA Library Supplies	Stationery - Library	$200.65
500.355-01	13/08/2015	WA Local Government Association	Local Laws, Procurement Consultancy Service, Tax Service, ROMAN and Local Government Act Subscriptions 2015/2016	$12,699.48
500.1730-01	13/08/2015	WA Lone Scout Group	Kidsport Membership Fees (Funded by DSR)	$200.00
500.368-01	13/08/2015	Westrac	Purchase and Delivery of CAT 12M Grader and Trade of CAT 12H Grader / Oil Filters, Air Filters and SOS Sample Kits - Loader and Grader	$280,603.24
500.57-01	13/08/2015	Westshred Document Disposal	Hire of Shredding Bins - Admin Office and Saleyards	$119.90
500.246-01	13/08/2015	Wurth Australia Pty Ltd	Silicone Sealing Compound - Works	$228.87
500.1577-01	13/08/2015	YMCA of Perth	Contribution Towards A Smart Start Early Years Initiative - Financial Assistance Grant 2015/2016	$4,290.00
500.863-01	13/08/2015	Youthcare Mount Barker	Contribution towards Chaplaincy Service - Financial Assistance Grant 2015/2016	$4,400.00
501.59-01	13/08/2015	Australian Services Union (ASU)	Staff Union Payment	$77.40
501.60-01	13/08/2015	Child Support Agency	Staff Child Support Payment	$415.79
501.878-01	13/08/2015	Health Insurance Fund of WA	Staff Health Insurance Payment	$138.60
501.62-01	13/08/2015	Social Club - Inside Staff	Staff Social Club Payment	$149.50
501.63-01	13/08/2015	Workers Fund - Outside Staff	Staff Social Club Payment	$200.00
502.1716-01	13/08/2015	ClickSuper	Staff Superannuation Payment	$28,260.94
503.65-01	20/08/2015	35 Degrees South	Feature and Contour Survey - Langton Road	$2,640.00
503.1591-01	20/08/2015	Active Plumbing	Repair Water Leaks and Hot Water System - Sounness Park	$623.79
503.66-01	20/08/2015	AD Contractors	Top Soil - Works / Catamol - Stock	$3,832.40
503.73-01	20/08/2015	Air Liquide	Hire of Cylinders - Depot	$92.79
503.77-01	20/08/2015	Albany Business Telephones	Repairs to Voicemail System / Repair Ranger Office Phone	$649.25
503.85-01	20/08/2015	Albany Lock Service	Padlocks - Wilson Park / Change Locks to Hockey Hut - Sounness Park	$615.30
503.93-01	20/08/2015	Albany V Belt and Rubber Specialists	Various Depot Consumables	$784.56
503.264-01	20/08/2015	Analytical Reference Laboratory	Analysis of Recycled Water Samples	$165.00
503.1735-01	20/08/2015	Andrew Whyte Refrigeration Mechanic	Repair Ice Machine - Sounness Park	$320.65
503.109-01	20/08/2015	Bill Gibbs Excavation	Hire of Excavator - St Werburghs Road and Brunton Road	$12,925.00
503.119-01	20/08/2015	Bunnings Warehouse - Albany	Angle Grinder, Power Saw, Blade Set and Batteries - Building Maintenance Equipment	$1,130.54

503.636-01	20/08/2015	C and C Machinery	Service Lawn Mower - Saleyards	$349.80
503.1455-01	20/08/2015	Children's Book Council of Australia	Posters and Stickers - Library	$60.00
503.138-01	20/08/2015	Courier Australia	Courier Fees	$289.87
503.137-01	20/08/2015	Custom Service Leasing Pty Ltd	Lease of AGWA Vehicles (Recoverable from Oyster Harbour Catchment Group)	$708.24
503.143-01	20/08/2015	Duggins Menswear	Uniforms and PPE - Works Staff 2015/2016	$14,350.85
503.299-01	20/08/2015	Esplanade Hotel Fremantle	Accommodation - Mark Bird - LIWA Conference	$570.00
503.446-01	20/08/2015	Fuel Distributors of Western Australia	Diesel - Stock	$5,297.40
503.386-01	20/08/2015	Fulcher Contractors	Hire of Truck and Chipper - Beech Road and Kendenup Cemetery	$2,772.01
503.642-01	20/08/2015	G K Hambley	Lawnmowing - CEO and DCEO Houses	$352.00
503.1097-01	20/08/2015	Godfreys Albany	Vacuum Cleaner - Frost Pavilion	$149.00
503.156-01	20/08/2015	Great Southern Group Training	Apprentice Gardeners Wages - A Crofts / Apprentice Mechanic Wages - R Bail	$2,865.05
503.157-01	20/08/2015	Great Southern Institute of Technology	Skid Steer Loader Training - 8 Works Staff	$2,100.00
503.1182-01	20/08/2015	Great Southern Smash Repairs	Strip and Inspect SAM Trailer to Identify Problem	$176.00
503.669-01	20/08/2015	GT Bearing and Engineering Supplies	Switch - Depot	$50.00
503.162-01	20/08/2015	Hanson Construction Materials	Blue Metal - Town Streets	$181.50
503.167-01	20/08/2015	Healy and Sons	Hire of Excavator for Tree Holes - Town Streets	$3,720.00
503.695-01	20/08/2015	Ken Freegard Filter Cleaning	Filter Cleaning - Isuzu Truck	$16.50
503.178-01	20/08/2015	Landgate	Valuation Rolls - Mining Tenements	$156.85
503.53-01	20/08/2015	Landmark	Cargo Net - Works / Poly Pipe and Joiners - St Werburghs Road	$1,380.82
503.179-01	20/08/2015	Les Mills Body Training Systems	Les Mills Monthly Licence Fees - August 2015	$470.12
503.190-01	20/08/2015	Local Health Authorities Analytical Committee	Analytical Services 2015/2016	$1,260.23
503.191-01	20/08/2015	Lorlaine Distributors	Hand Towels, Toilet Rolls and Urinal Blocks - Cleaning Stock	$1,282.00
503.202-01	20/08/2015	Mount Barker Auto Electrics Pty Ltd	Repair Electrical Fault - Isuzu Tip Truck	$154.00
503.207-01	20/08/2015	Mount Barker Electrics	Replace Fluoro Lights - Admin Office / Replace Fluoro Lights with LED Lights - Admin Office / Disconnect Fan and Reinstate Power - Depot	$369.40
503.210-01	20/08/2015	Mount Barker Newsagency	Newspapers and Stationery - July 2015	$38.10
503.220-01	20/08/2015	National Livestock Reporting Service	NLRS Saleyard Market Reporting - July 2015	$1,100.00
503.1255-01	20/08/2015	Pacific Brands Workwear Group Pty Ltd	Uniforms - A Lamb	$154.23
503.577-01	20/08/2015	Picket Resources	20 Small Shire Maps	$418.00
503.1667-01	20/08/2015	Pine Timber Products Pty Ltd	Treated Pine Poles - Works	$1,099.98
503.1008-01	20/08/2015	Plantagenet Plumbing	Repair Leaking Pipe - Visitors Centre Public Toilets	$97.85
503.16-01	20/08/2015	Pre-emptive Strike	IT Support and Troubleshooting - July 2015	$847.00
503.1191-01	20/08/2015	Raeco	Baskets and Trolley - Library	$484.90

503.1542-01	20/08/2015	Ratten and Slater Machinery	Oil Seal - Slasher	$16.94
503.31-01	20/08/2015	Star Track Express	Courier Fees	$114.63
503.43-01	20/08/2015	Synergy	Synergy Account - Various	$6,500.82
503.1237-01	20/08/2015	T-Quip	Nuts, Screws, Roller and Shaft - Toro Mower	$178.15
503.47-01	20/08/2015	WA Hino	Electric Window Motor - Hino Truck	$730.26
503.1403-01	20/08/2015	Warren Blackwood Waste	Waste and Recycle Collections and Hire of Bulk Recycle Bins - July 2015	$23,280.88
503.368-01	20/08/2015	Westrac	Glass Door - Grader	$850.25
503.578-01	20/08/2015	Whale Plumbing and Gas	Replace Washers to Umpires Room Shower - Sounness Park	$155.00
503.1429-01	20/08/2015	Woodlands Distributors and Agencies	Drink Station with Catchment Tray - Sounness Park	$5,016.00
504.446-01	26/08/2015	Fuel Distributors of Western Australia	Diesel - Stock	$3,474.00
504.204-01	26/08/2015	Mount Barker Cooperative Ltd	Co-op Account - July 2015	$2,976.89
504.1607-01	26/08/2015	South City Paving	Brick Paving - Depot Steps and Deane Street (Reinstatement of Driveways)	$9,526.00
505.59-01	26/08/2015	Australian Services Union (ASU)	Staff Union Payment	$77.40
505.60-01	26/08/2015	Child Support Agency	Staff Child Support Payment	$415.79
505.878-01	26/08/2015	Health Insurance Fund of WA	Staff Health Insurance Payment	$138.60
505.62-01	26/08/2015	Social Club - Inside Staff	Staff Social Club Payment	$149.50
505.63-01	26/08/2015	Workers Fund - Outside Staff	Staff Social Club Payment	$200.00
506.1716-01	27/08/2015	ClickSuper	Staff Superannuation Payment	$25,839.87
5000647	04/08/2015	Westnet	Internet - Various	$429.74
5000648	14/08/2015	Corporate Charge Cards	Accommodation - R Stewart / Change of Flight Fee / Card Fee	$351.20
5000649	20/08/2015	Equipment Rents	Photocopier Lease - Admin and Library	$1,039.50
5000650	14/08/2015	Corporate Charge Card	Computer Cables - Admin Office / Heavy Duty Ipad Cases / Flight to Perth - R Stewart / Multi Function Printer - Depot / Ipod for Music Storage - Rec.Centre / Card Fee	$1,438.71
			TOTAL	**$855,034.91**

Council

ROOF OVER THE NORTHERN DIRT PENS – MOUNT BARKER REGIONAL SALEYARDS - DESIGN

Detailed Design Plans

Meeting Date: 15 September 2015

Number of Pages: 9

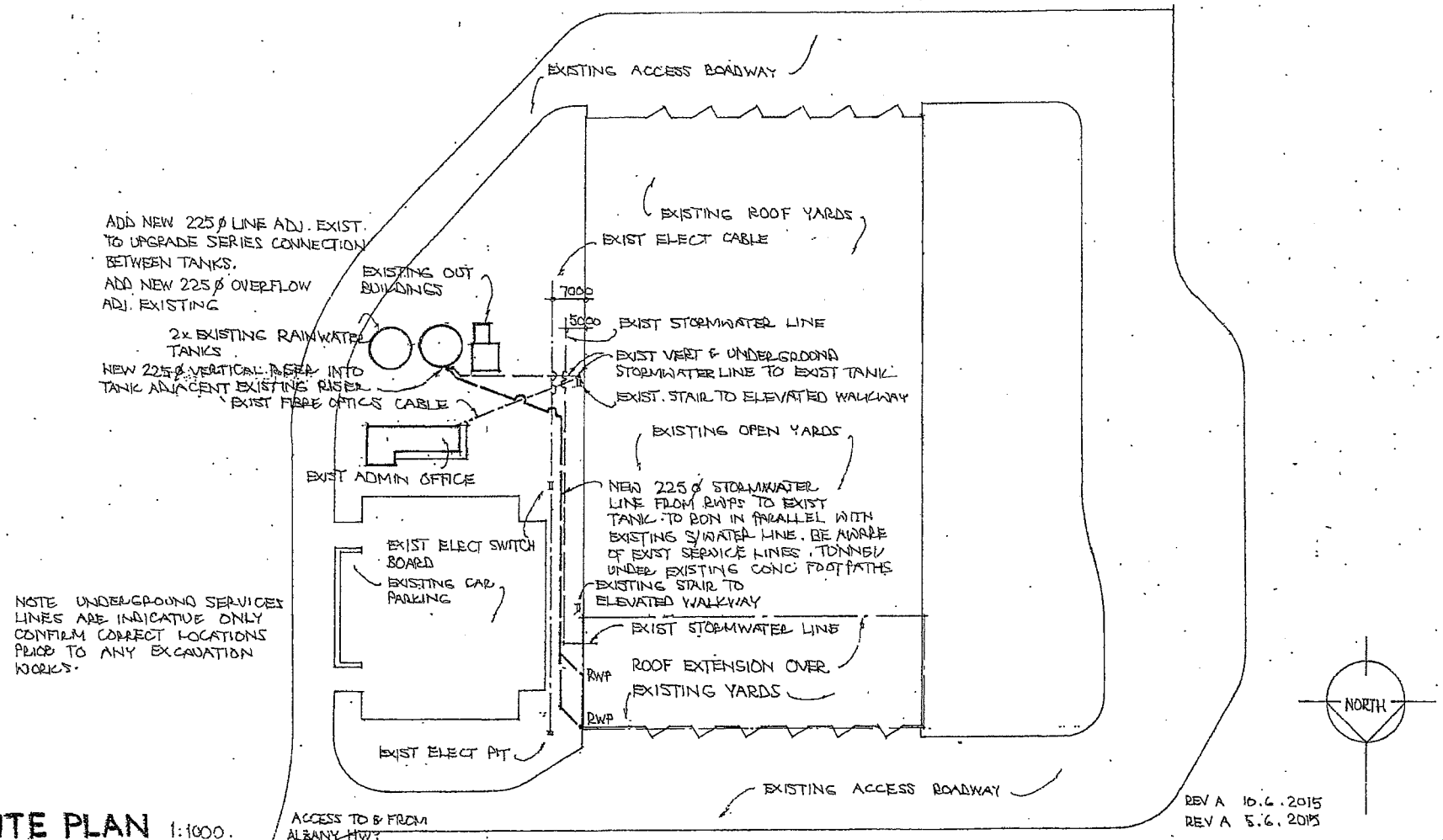

REV A 10.6.2015
REV A 5.6.2015

PART SITE PLAN 1:1000.

ROOF EXTENSION
MT BARKER REGIONAL SALEYARDS ALBANY HWY

ENGINEERS AUSTRALIA
David A Lavell
FIEAust CPEng
Chartered Professional Engineer
Membership No. 333171
16/06/15

MAXWELL DESIGNS
Building Design ABN: 13 846 760 378
PO BOX 31 DENMARK 6333
Ph: 9848 3123

Date: MAY 2015
Drwg: WD 1B

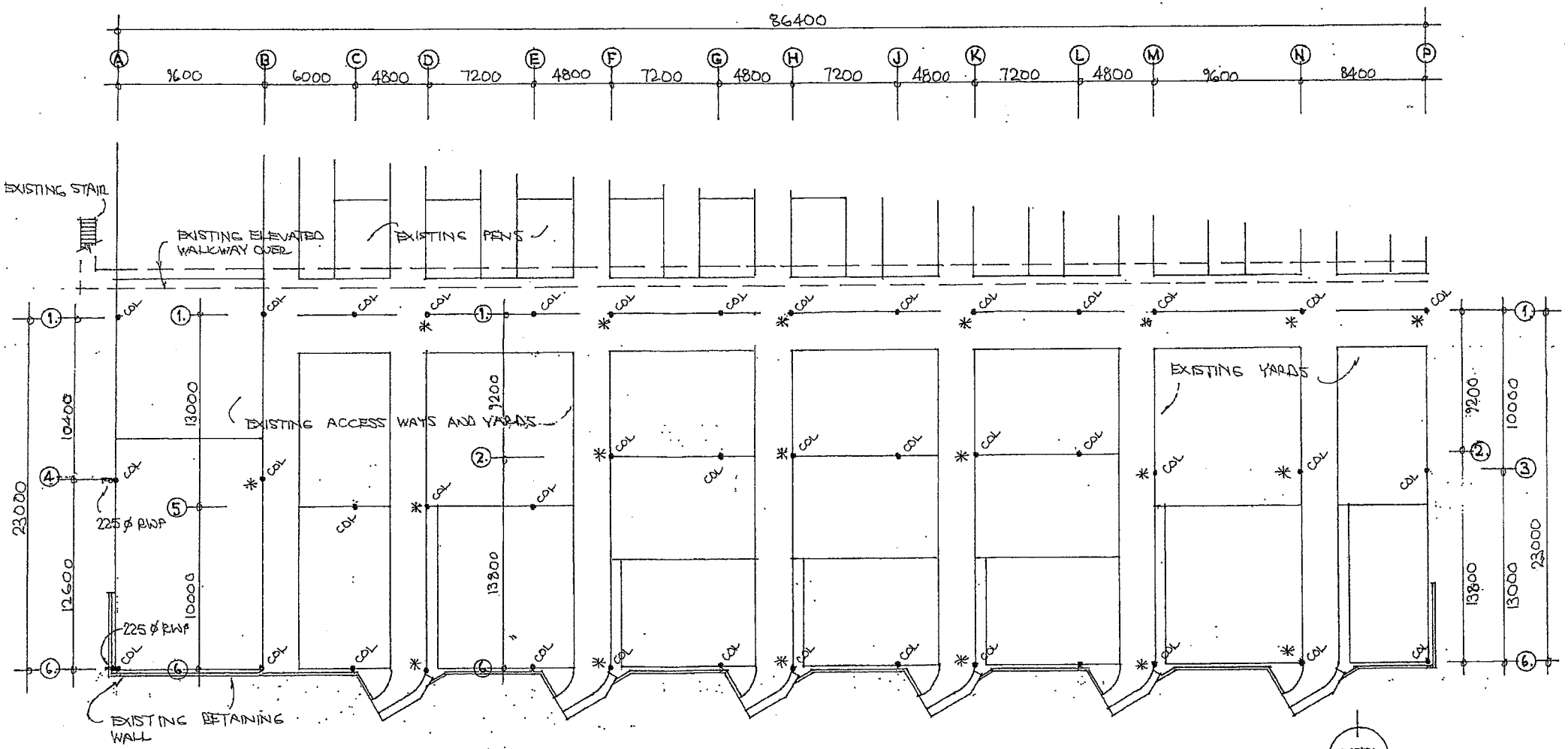

* DENOTES AN EXISTING FENCE POST NOM 3000 HIGH AND GENERALLY WITH A HEAD BRIDGING CHS.
ALL OTHER EXISTING FENCE POSTS FOR COL EXTENSIONS NOM 1700 HIGH.

COLUMN SETOUT PLAN 1:250

REV A 5.6.2015

ROOF EXTENSION
MT BARKER REGIONAL SALEYARDS ALBANY HWY

David A Lavell
FIEAust CPEng
Chartered Professional Engineer
Membership No. 333171
ENGINEERS AUSTRALIA
16/06/15

MAXWELL DESIGNS
Building Design ABN: 13 846 760 378
PO BOX 31 DENMARK 6333

Date: MAY 2015
Drwg: WD2A

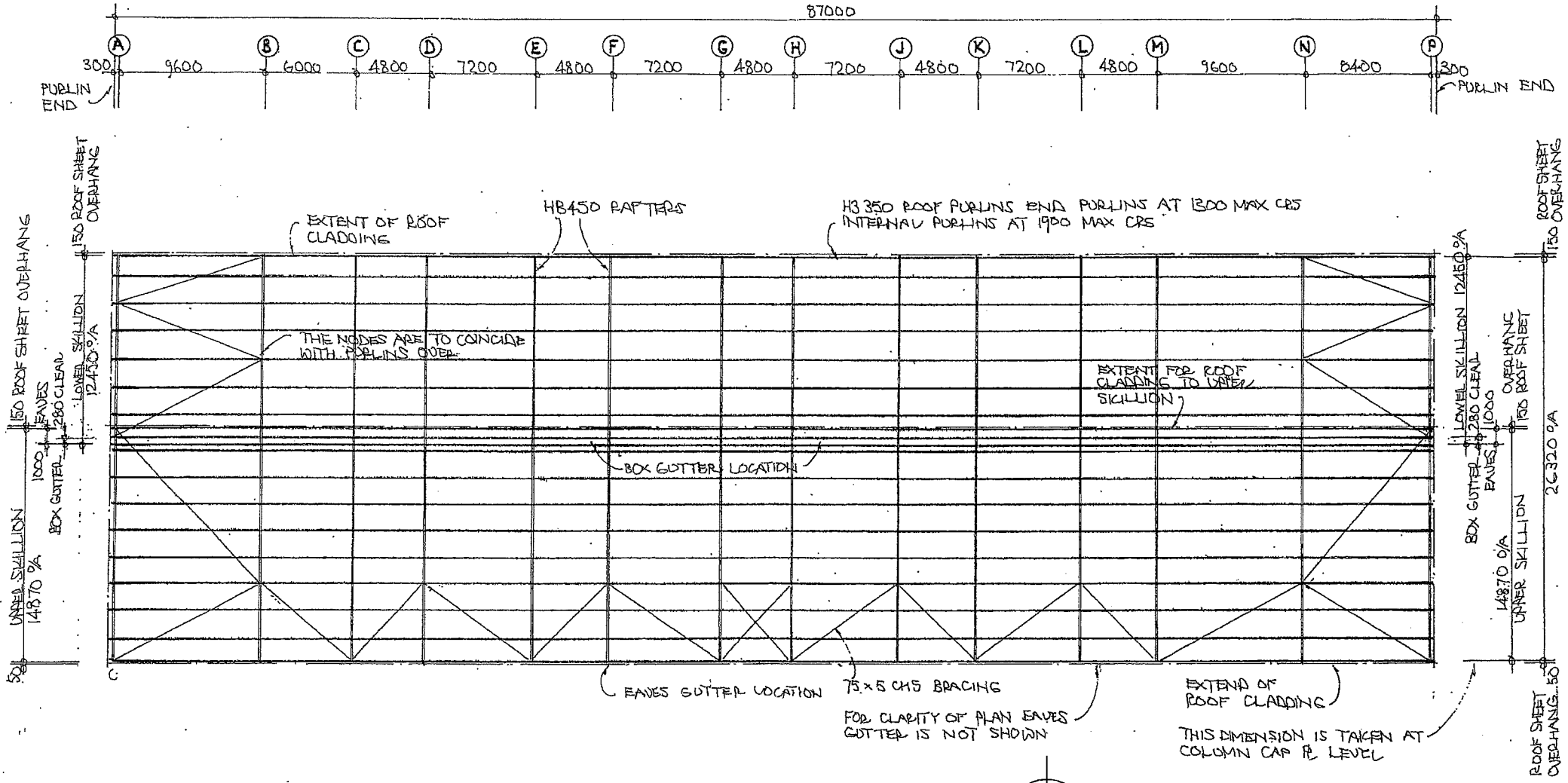

REFER TO DRWG WD 7 FOR ROOF FRAMING & BRACING DETAILS

ROOF FRAMING PLAN 1:250

ROOF EXTENSION

MT BARKER REGIONAL SALEYARDS ALBANY HWY

REV A 5.6.2015

ENGINEERS AUSTRALIA

David A Lavell
FIEAust CPEng
Chartered Professional Engineer
Membership No. 333171

16/06/15

MAXWELL DESIGNS
Building Design ABN: 13 846 760 378
PO BOX 31 DENMARK 6333

Date: MAY 2015
Drwg: WD 3A

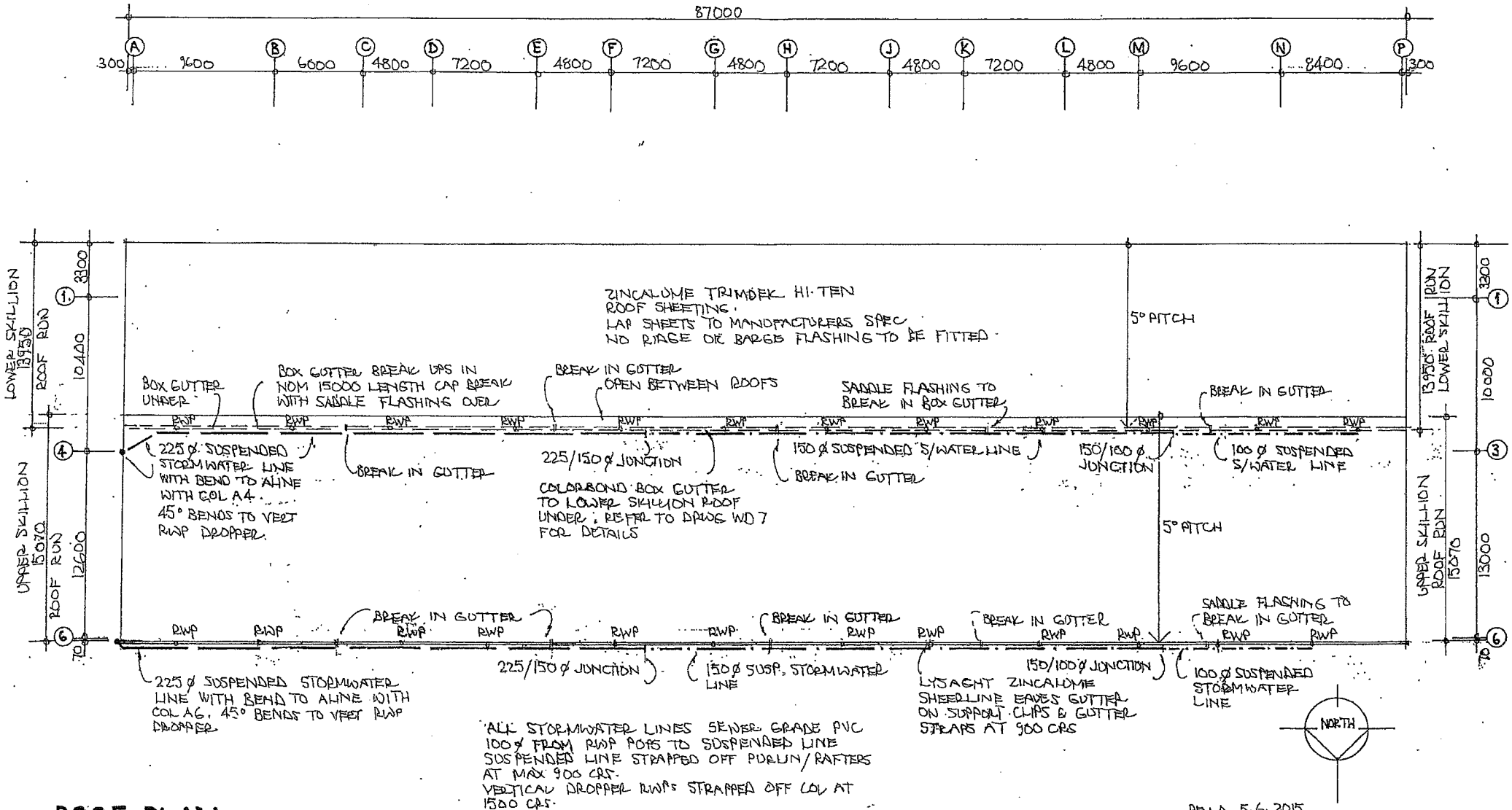

ALL STORMWATER LINES SEWER GRADE PVC
100 ø FROM RWP POPS TO SUSPENDED LINE
SUSPENDED LINE STRAPPED OFF PURLIN/RAFTERS AT MAX 900 CRS.
VERTICAL DROPPER RWPs STRAPPED OFF COL AT 1500 CRS.
RWP FOOT WITH 45° BEND TO AVOID EXISTING CONC KERB/ RETAINING WALL BEFORE GOING UNDER GROUND.

REV A 5.6.2015

ROOF PLAN 1:250

ROOF EXTENSION

MT BARKER REGIONAL SALEYARDS ALBANY HWY

David A Lavell
FIEAust CPEng
Chartered Professional Engineer
Membership No. 333171
ENGINEERS AUSTRALIA
16/06/15

MAXWELL DESIGNS
Building Design ABN: 13 846 760 378
PO BOX 31 DENMARK 6333

Date: MAY 2015
Drwg: WD4A

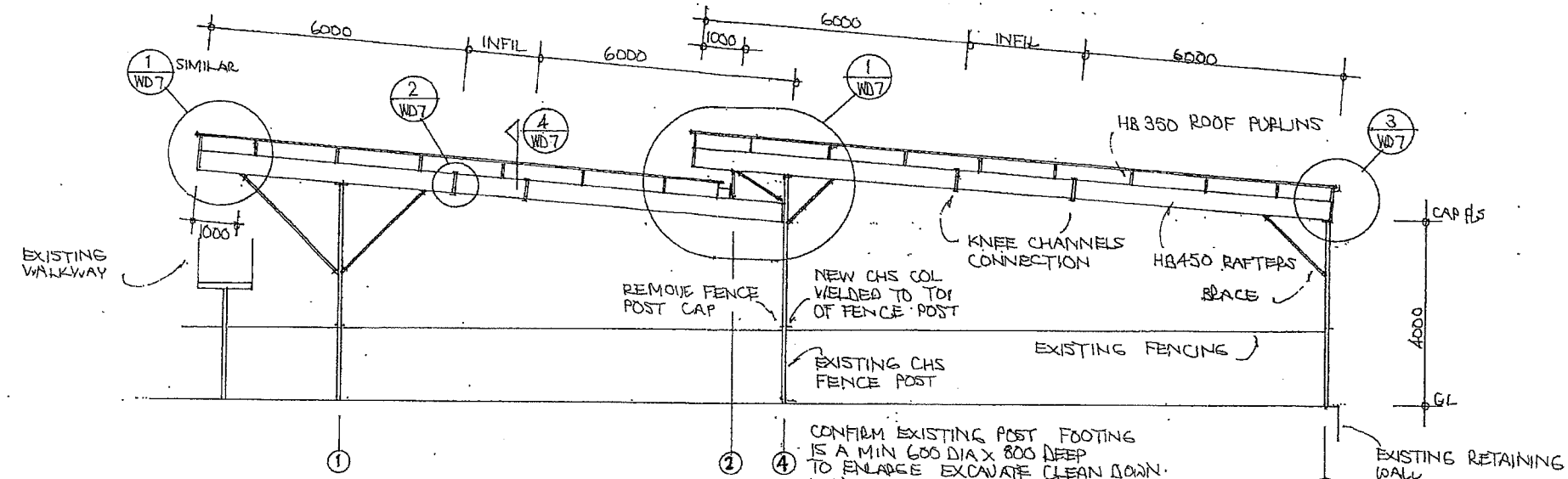

TRUSS ELEVATION GRID A & B 1:100

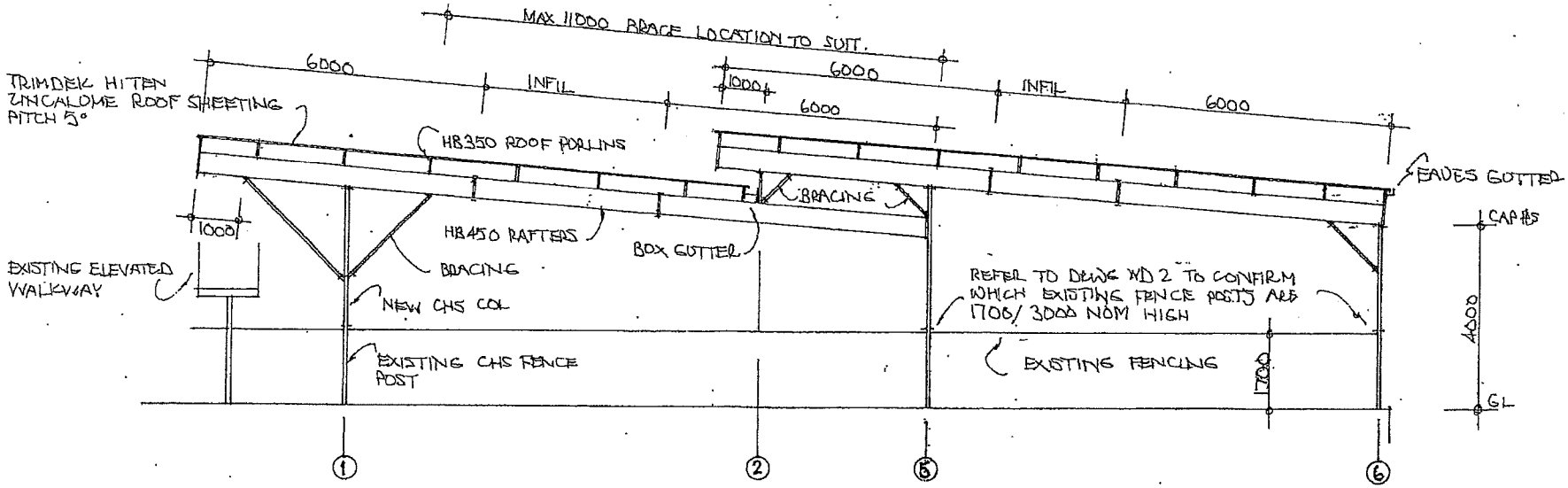

TRUSS ELEVATION GRID C,D & E 1:100

REV A 5.6.2015

FOR CLARITY OF ELEVATIONS HORIZONTAL ROOF BRACING IS NOT SHOWN, REFER TO DRWG WD 3 FOR BRACING LOCATIONS & DRWG WD 7 FOR DETAILS.

ROOF EXTENSION
MT BARKER REGIONAL SALEYARDS ALBANY HWY

ENGINEERS AUSTRALIA

David A Lavell
FIEAust CPEng
Chartered Professional Engineer
Membership No. 333171

16/06/15

MAXWELL DESIGNS
Building Design ABN: 13 846 760 378
PO BOX 31 DENMARK 6333
Ph: 9848 3123

Date: MAY 2015
Drwg: WD 5A

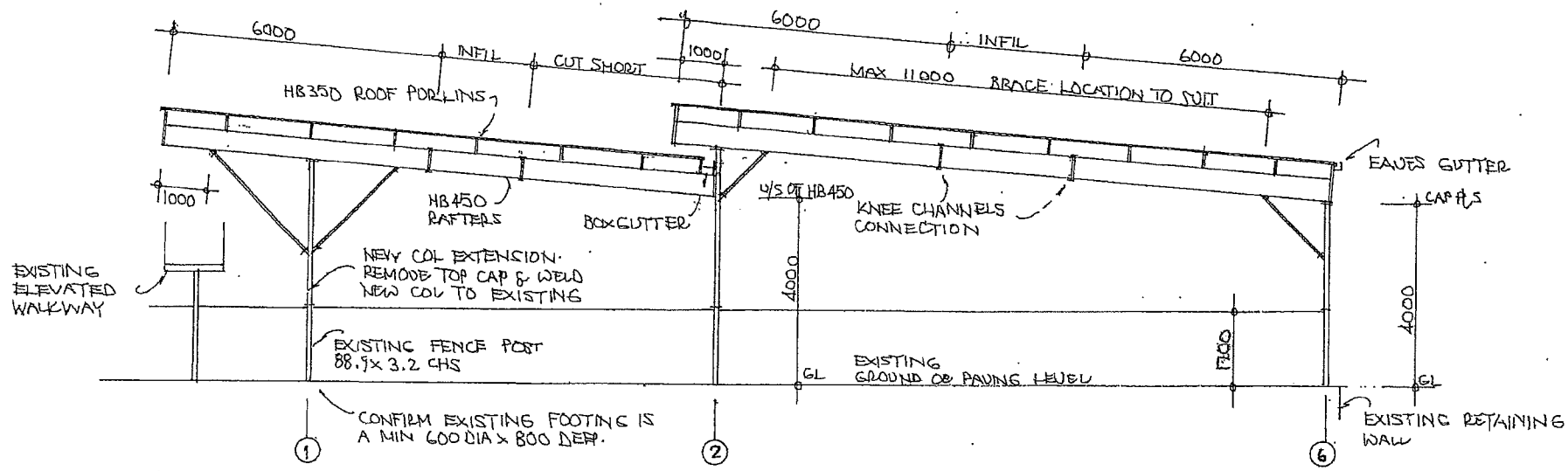

TRUSS ELEVATION GRID F,G,H,J,K & L. 1:100

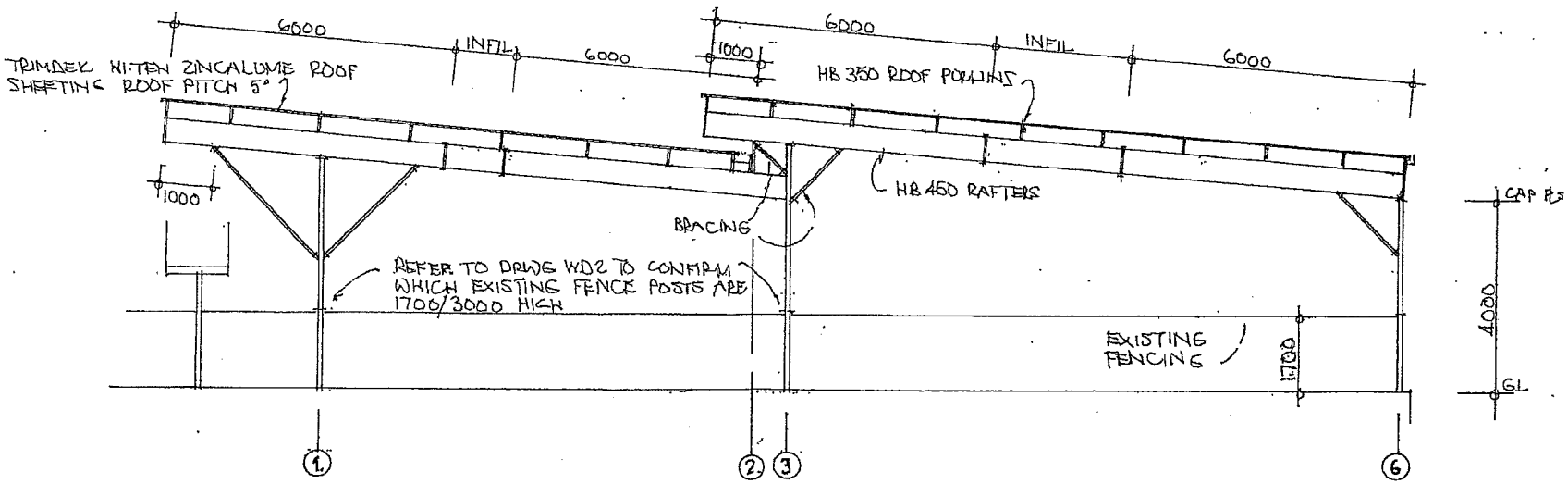

TRUSS ELEVATION GRID M,N & P. 1:100

REV A 5.6.2015

ROOF EXTENSION

REFER TO DRWG WD 5 FOR DETAIL INDEXING & DRWG WD 7 FOR DETAILS

MT BARKER REGIONAL SALEYARDS ALBANY HWY

ENGINEERS AUSTRALIA
David A Lavell
FIEAust CPEng
Chartered Professional Engineer
Membership No. 333171
16/06/15

MAXWELL DESIGNS
Building Design ABN: 13 846 760 378
PO BOX 31 DENMARK 6333

Date: MAY 2015
Drwg: WD 6A

ALL STEEL WORK SHALL BE GALV.
ALL BOLTS, WASHERS & NUTS SHALL BE GALV.
ALL WELDS & DAMAGE TO GALV SHALL BE TOUCHED UP WITH COLD GALV PRIMER.
RAFTER & ROOF PURLIN TRUSSES SHALL BE 'HOPLEYS'. ALL COMPONENTS SHALL BE HOPLEYS PRODUCTS. ALL CONNECT SPEC UNLESS OTHERWISE NOTED SHALL BE TO HOPLEY SPEC
ALL RAFTER & PURLIN BASE LENGTHS SHALL BE 6.0 M. LENGTHS USE PROPRIETORY CONNECTOR CHANNEL TO FORM DESIRED LENGTH AS NOTED.

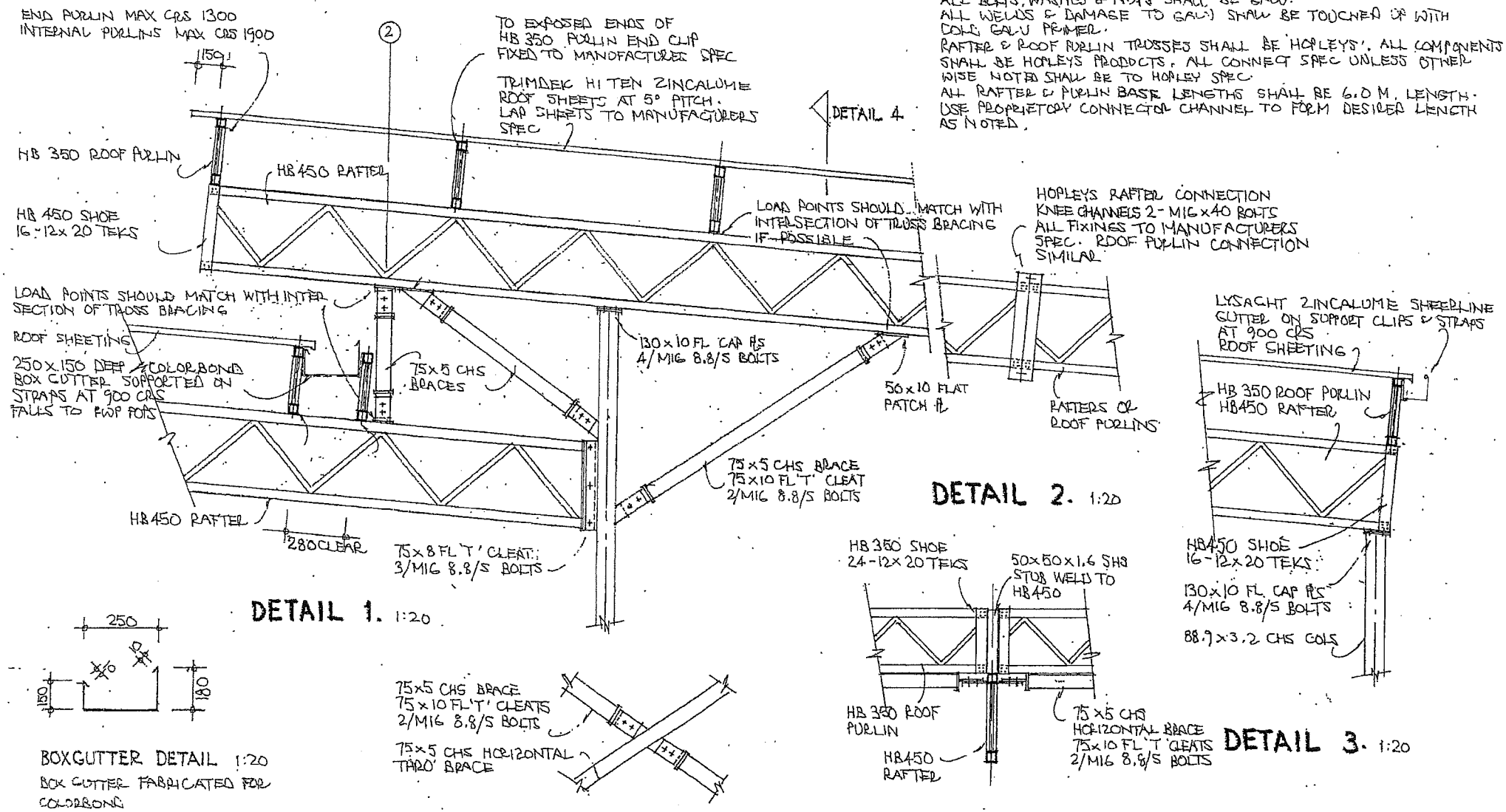

DETAILS

ROOF EXTENSION

MT BARKER REGIONAL SALEYARDS ALBANY HWY

REV A 5.6.2015

David A Lavell
FIEAust CPEng
Chartered Professional Engineer
Membership No. 333171
ENGINEERS AUSTRALIA
16/06/15

MAXWELL DESIGNS
Building Design ABN: 13 846 760 378
PO BOX 31 DENMARK 6333
Ph: 9848 3123

Date: MAY 2015
Drwg: WD 7A

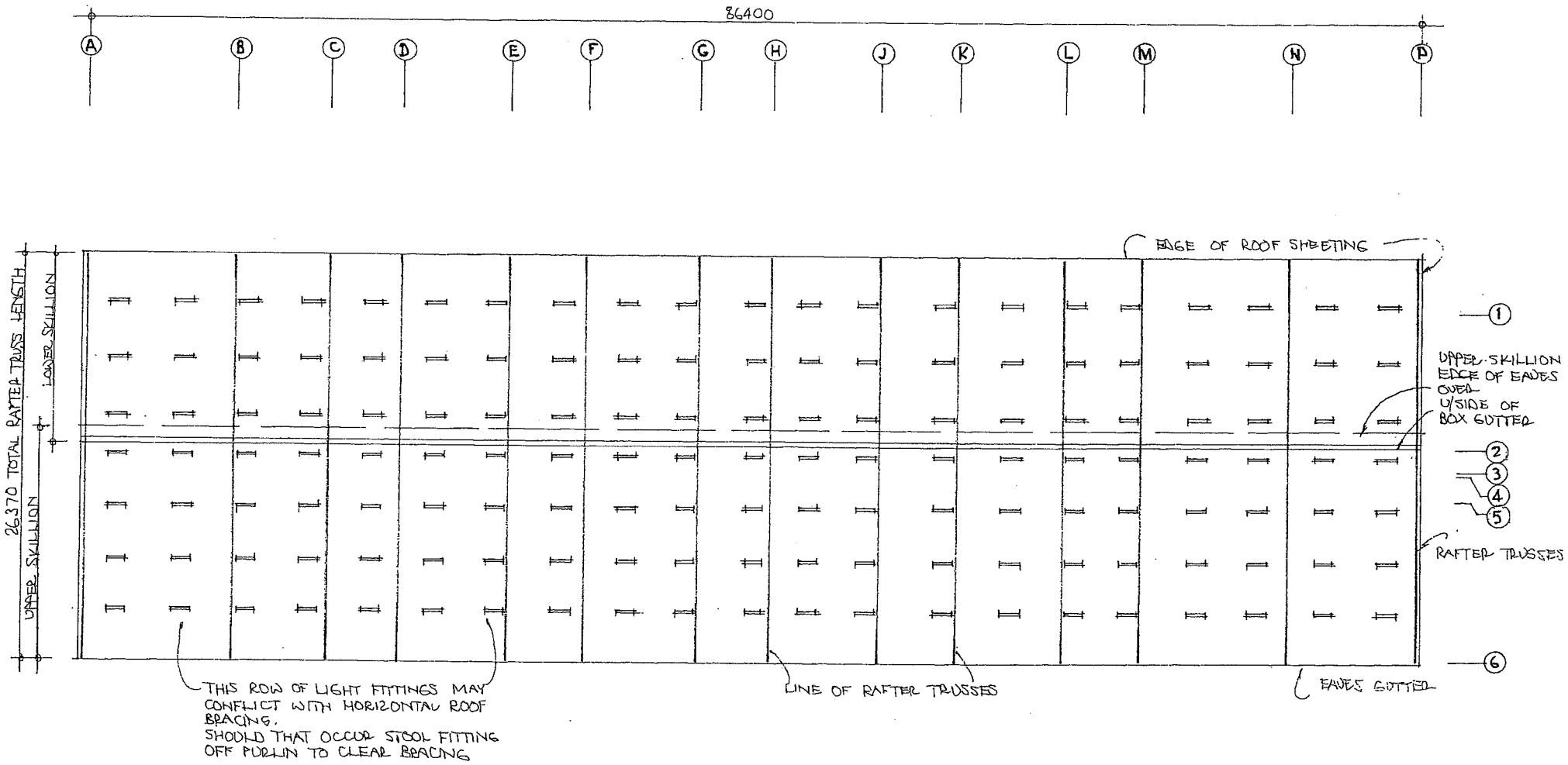

LIGHT FITTING 2x40.W .1200 LONG FLUORESCENT
LIGHT FITTING WITH WEATHER PROOF DIFFUSER
FITTING MOUNTED ON U/SIDE OF ROOF PURLINS

WIRE BACK TO EXISTING SUPPLY. UPGRADE EXISTING LOAD CENTRE TO ACCOMODATE NEW CIRCUITS. UNDERGROUND SERVICE FROM EXISTING SUPPLY POINT TO NEW SERVICE, RUN VERT UP COLUMN. MAKE GOOD TO GROUNDS & EXISTING PAVING AFFECTED BY NEW TRENCHING

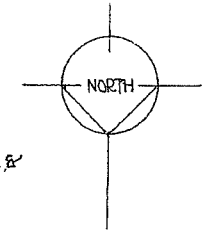

LIGHTING LAYOUT PLAN 1:250

REV A 5.6.2015

ROOF EXTENSION

MT BARKER REGIONAL SALEYARDS ALBANY HWY

MAXWELL DESIGNS
Building Design . ABN: 13 846 760 378
PO BOX 31 DENMARK 6333
Ph: 9848 3123

Date: MAY 2015
Drwg: WD8A

Council

GREAT SOUTHERN INSTITUTE OF TECHNOLOGY – LICENCE TO CONSTRUCT A STORAGE SHED AND CAR GARAGE AT LOT 152 MCDONALD AVENUE, MOUNT BARKER

Licence, Location and Design

Meeting Date: 15 September 2015

Number of Pages: 7

Shire of Plantagenet

LICENCE

The Shire of Plantagenet hereby grants a licence to the Great Southern Institute of Technology (the Licence Holder) for use of a portion of Lot 152 McDonald Avenue, Mount Barker (as shown hatched in red on the attached map) to erect a storage shed and car garage (the shed).

This Licence acknowledges that:

1. The Licence Holder will construct the shed on the site shown hatched in red on the attached site diagram.

2. The Licence Holder will be the the sole owner of the shed.

3. The licence fee due will be $1.00 per annum if and when demanded.

4. The Licence Holder will be responsible for insurance of the shed including property, fixtures and fittings and public risk.

5. The Licence Holder will maintain every part of the shed and undertake repairs, including those of a structural nature, when required.

6. The Licence Holder will be responsible for all services to the shed including electricity and water.

7. The land upon which the shed sits will be non-rateable.

8. This licence will expire on 30 September 2020.

9. The licence will be renewed subject to further agreement between the Shire of Plantagenet and the licence holder.

10. The shed will be removed by the licence holder at the expiration of this licence unless a further licence is granted.

The undersigned agree to the terms and conditions of the Licence as set out above.

On behalf of the Shire of Plantagenet

Print Name: _____

Date: _____

Signed: _____

On behalf of the Great Southern Institute of Technology

Print Name: _____

Date: _____

Signed: _____

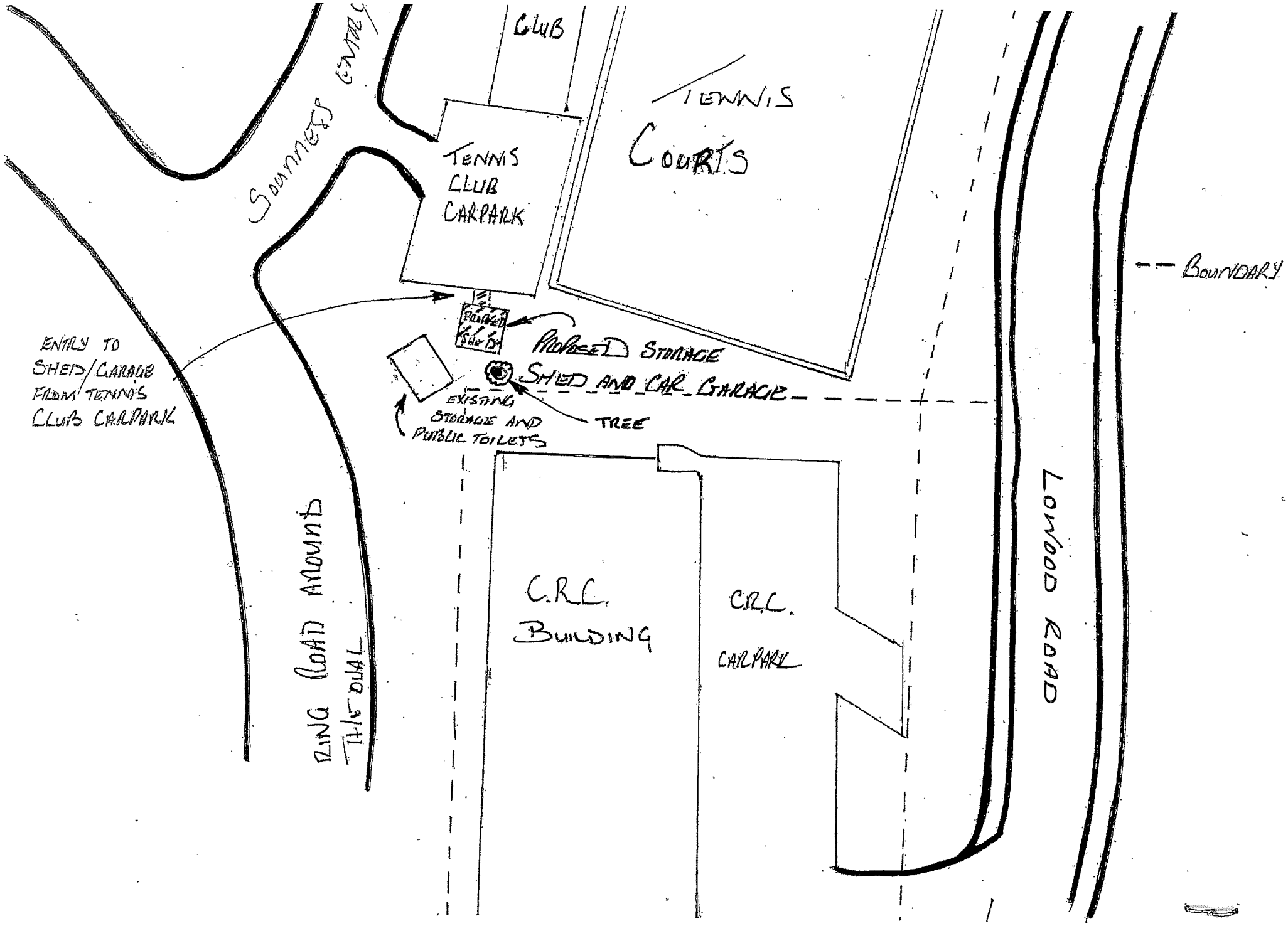
CLUB
TENNIS COURTS
TENNIS CLUB CARPARK
SUMMERS GARAGE
BOUNDARY
PROPOSED STORAGE SHED AND CAR GARAGE
ENTRY TO SHED/GARAGE FROM TENNIS CLUB CARPARK
EXISTING STORAGE AND PUBLIC TOILETS
TREE
RING ROAD MOUNT THIRSDAL
C.R.C. BUILDING
C.R.C. CARPARK
LONGOOD ROAD



Shire of Plantagenet

The Shire of Plantagenet does not warrant the accuracy of information in this publication and any person using or relying upon such information does so on the basis that the Shire of Plantagenet shall bear no responsibility or liability whatsoever for any errors, faults, defects or omissions in the information.

31/08/2015

1:663

N

Shire of Plantagenet

The Shire of Plantagenet does not warrant the accuracy of information in this publication and any person using or relying upon such information does so on the basis that the Shire of Plantagenet shall bear no responsibility or liability whatsoever for any errors, faults, defects or omissions in the information.

31/08/2015

1:332

N

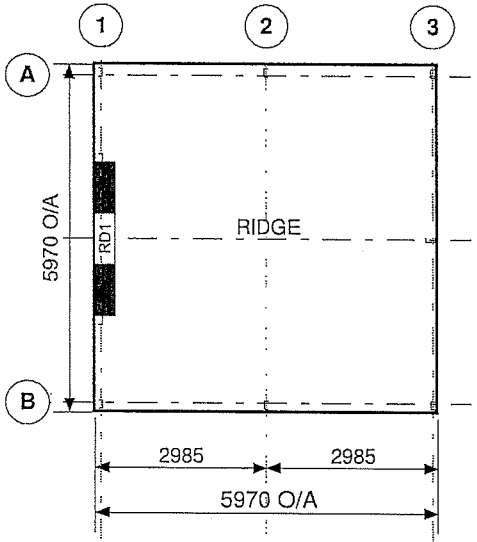

FRAME ROOF PLAN

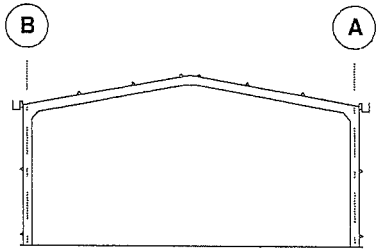

SECTION GRID 2



ELEVATION GRID B



ELEVATION GRID 3

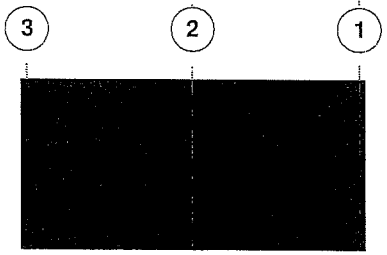

ELEVATION GRID A

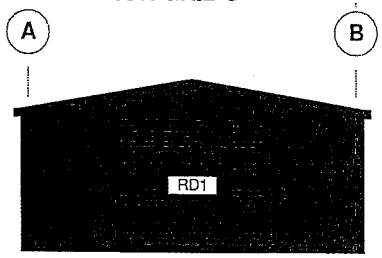

ELEVATION GRID 1

Better sheds. Bigger choice.

Copyright 2015
Lysaght Building
Solutions Pty Ltd
trading as RANBUILD

CLADDING

ITEM	PROFILE (min)	FINISH	COLOUR
ROOF	CUSTOM ORB 0.42 BMT	CB	AA
WALLS	CUSTOM ORB 0.42 BMT	CB	AA
CORNERS	-	CB	AA
BARGE	-	CB	AA
GUTTER	SHEERLINE	CB	AA
DOWNPIPE	100x50	CB	AA

0.35bmt=0.40tct; 0.42bmt=0.47tct; 0.48bmt=0.53tct

ACCESSORY SCHEDULE & LEGEND

QTY	MARK	DESCRIPTION
1	RD1	B&D, Firmadoor, R.D, Residential "R1F", 2245 high x 2600 wide Clear Opening C/B

ARCHITECTURAL DRAWING ONLY, NOT FOR CONSTRUCTION USE

WIND DESIGN

IMPORTANCE LEVEL	REGION	TERRAIN	Ms
2	A	2	1.0

CLIENT
Shire of Plantagenet

SITE
Tennis Courts at
Souness Park
MOUNT BARKER WA 6324

BUILDING
SUNDOWN DELUXE
5970 SPAN x 2400 EAVE x 5970 LONG

TITLE
GENERAL ARRANGEMENT

SCALE	DRAWING NUMBER	PAGE
A4 SHEET 1:125	ALBANY1-15633	1/1

Council

LOT 8 MARMION STREET, MOUNT BARKER - FORMER PLAYGROUP BUILDING - DEMOLITION

Location Plan
Site Plan
Letter from Manager Development Services to Playgroup – 15 October 2014
Photographs of termite damage

Meeting Date: 15 September 2015

Number of Pages: 7

LOCATION PLAN

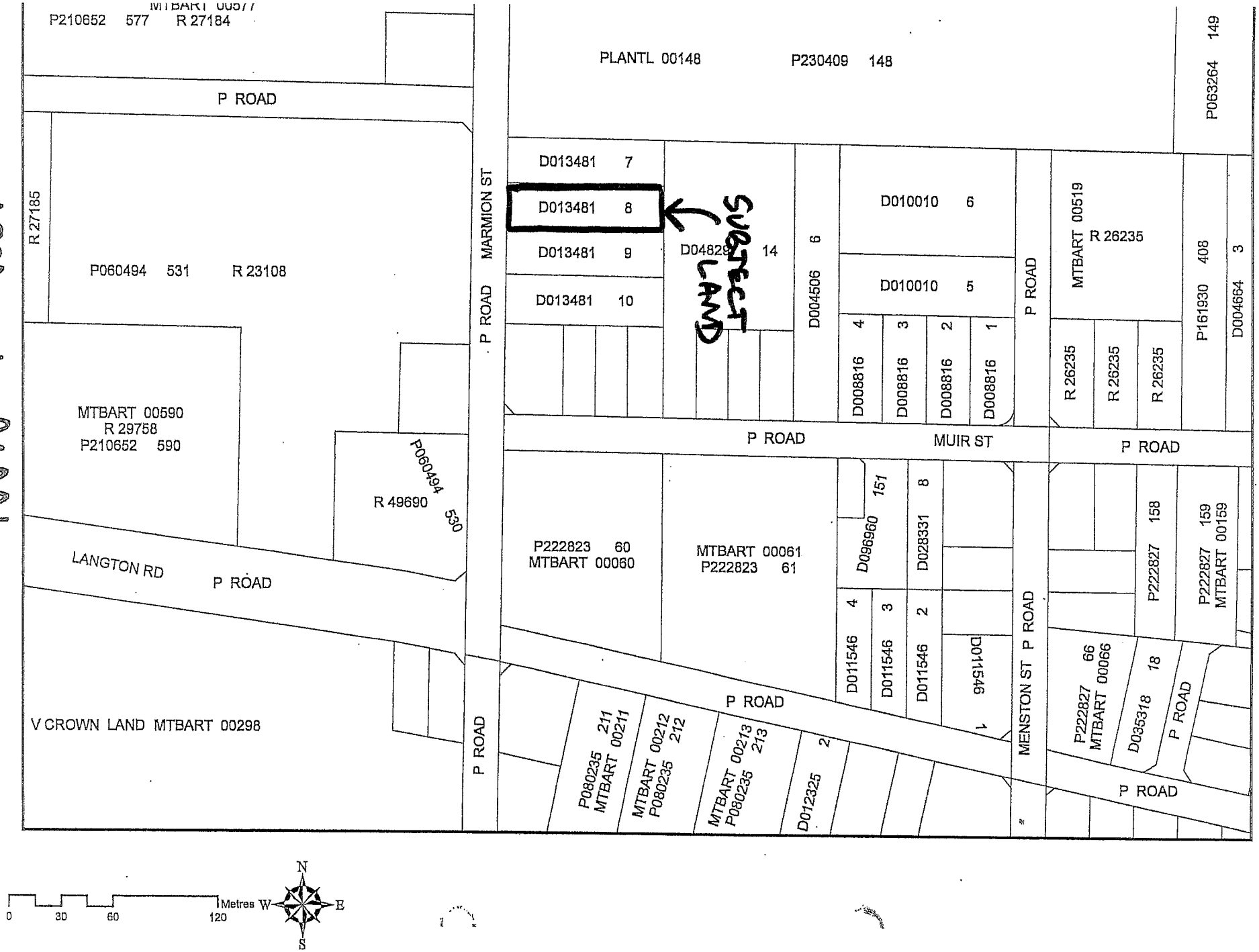

0 30 60 120 Metres

N W E S

SHED
FORMER PLAYGROUP BUILDING
COVERED PLAY AREA
FORMER TOY & BRAP STORE
JAMESTOWN ST
N
E
W
Metres
0
5
10
20

SITE PLAN

COPY

Shire of Plantagenet

PO Box 48
MOUNT BARKER WA 6324
Phone: (08) 9892 1111
Fax: (08) 9892 1100
Email: info@sop.wa.gov.au
Website: www.plantagenet.wa.gov.au

Our Ref: O38871
Your Ref:
Enquiries: Alan Watkins

15 October 2014

Libby O'Malley
Secretary
Mount Barker Playgroup
PO Box 333
MOUNT BARKER WA 6324

Dear Libby

Subject: Termination of Playgroup Lease of Lot 8 Marmion Street, Mount Barker

During maintenance being carried out on the ceiling of the playgroup building it was found that there is an infestation of termites to the ceiling and walls. The infestation has made the building unsafe, particularly the ceiling which has the potential to collapse at any time. This was explained to yourself and Tara on Thursday 9 October 2014.

Due to safety reasons, the building has been closed for an indefinite period and must not be entered by anyone other than Shire of Plantagenet staff and the pest control contractor until further notice.

As the building has now been closed and is deemed to be unfit for the permitted use, the Shire of Plantagenet is hereby giving 1 months notice in writing to the Lessee of termination of the lease as per clause 5. Miscellaneous, 5.1, (1) Termination of lease on destruction or damage.

Please find enclosed a cheque to the value of $451.50 being the refund of the lease fees paid by the Mount Barker Playgroup.

Also as discussed on 9 October 2014 if you require assistance for the relocation of playgroup equipment to alternative premises, Council workers can do this for you.

Should you require additional information or further assistance please do not hesitate to contact Alan Watkins at this office on 9892 1136 during office hours.

Peter Duncan
MANAGER OF DEVELOPMENT SERVICES