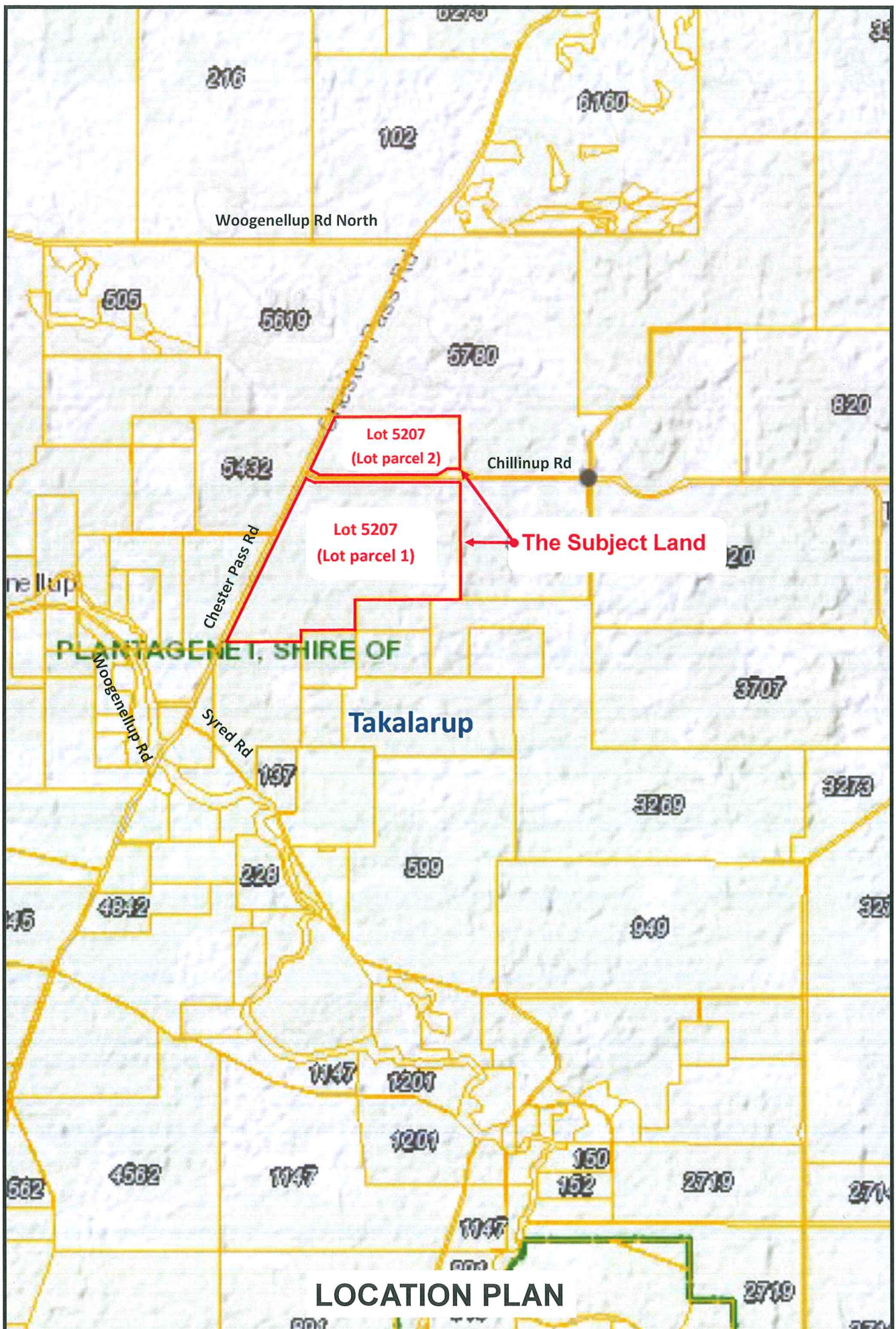


LOT 5207 CHESTER PASS ROAD TAKALARUP –
TEMPORARY GRAIN STORAGE FACILITY

Location Map
Site Plan
Floor Plan
Elevation

Meeting Date: 26 October 2021

Number of Pages : 5





RECEIVED
 10 AUG 2021
 SHIRE OF PLANTAGENET
 STRATEGIC DEVELOPMENT

DRAWING LEGEND

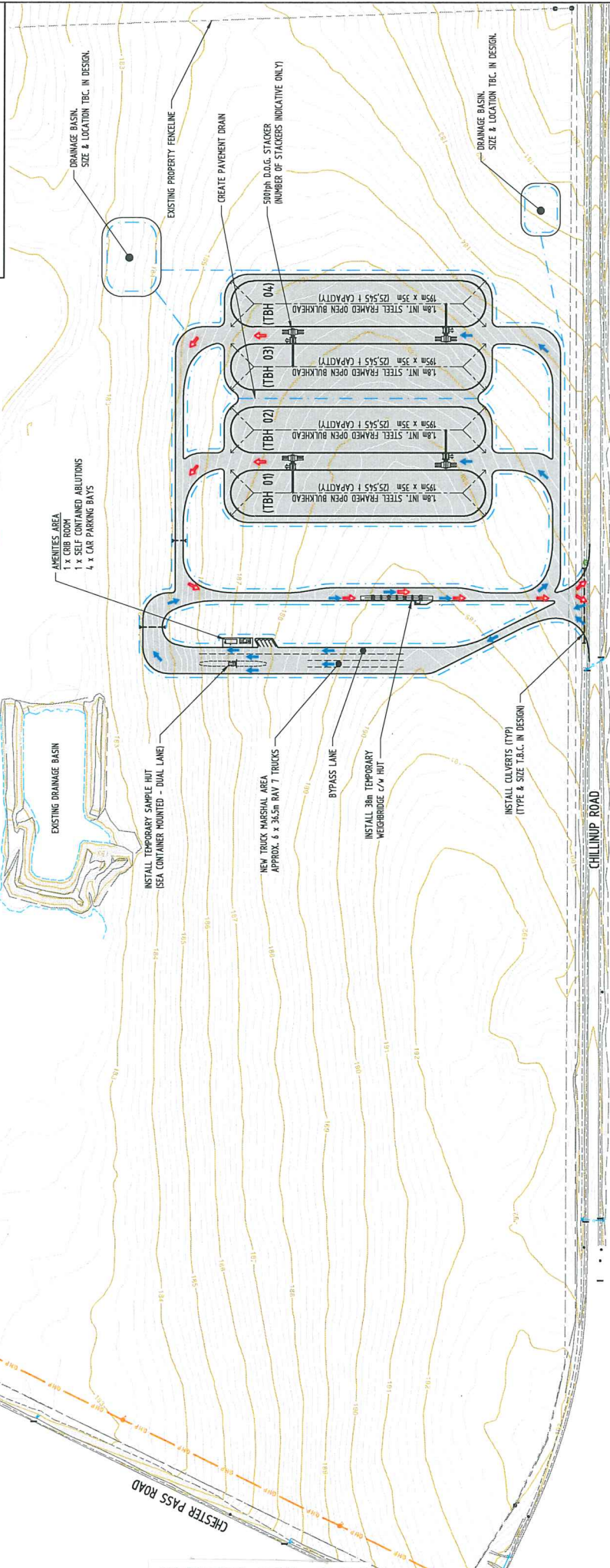
- TRAFFIC MOVEMENTS - TRUCKS FULL
- TRAFFIC MOVEMENTS - TRUCKS EMPTY
- CADASTRAL BOUNDARY
- EPA INDUSTRIAL/SENSITIVE LAND USE SEPARATION DISTANCE - 500m RADIUS
- CBH SITE BOUNDARY
- CBH RAIL LEASE BOUNDARY
- OVERHEAD POWER LINES
- UNDERGROUND POWER CABLES
- UNDERGROUND COMMS CABLES
- UNDERGROUND WATER PIPES
- PROPOSED OPEN DRAINS
- PROPOSED SUBSOIL DRAINAGE PIPE

STORAGE CAPACITIES

| | | |
|--------------------------------------|----------|----------|
| PROPOSED STORAGE | (TBH 01) | 25,545 t |
| 1.8m INT. STEEL FRAMED OPEN BULKHEAD | (TBH 02) | 25,545 t |
| 1.8m INT. STEEL FRAMED OPEN BULKHEAD | (TBH 03) | 25,545 t |
| 1.8m INT. STEEL FRAMED OPEN BULKHEAD | (TBH 04) | 25,545 t |
| TOTAL PROPOSED STORAGE: 102,180 t | | |
| TOTAL SITE STORAGE: 102,180 t | | |

HATCHING LEGEND

| | |
|-------------------|-----------------------|
| AREA OF NEW WORKS | 57,950 m ² |
|-------------------|-----------------------|



PRELIMINARY ISSUE
 DO NOT USE FOR CONSTRUCTION
 DATE: 04.08.21

SCALE: 1:5000
 SHEET: A1

PROJECT: 629-ENG-CJ-DCO-0003

DATE: 04.08.21

CHILLINGUP
 PRE FEASIBILITY STUDY - NEW SITE DEVELOPMENT
 2021 EMERGENCY STORAGE
 CONCEPTUAL LAYOUT No. 3

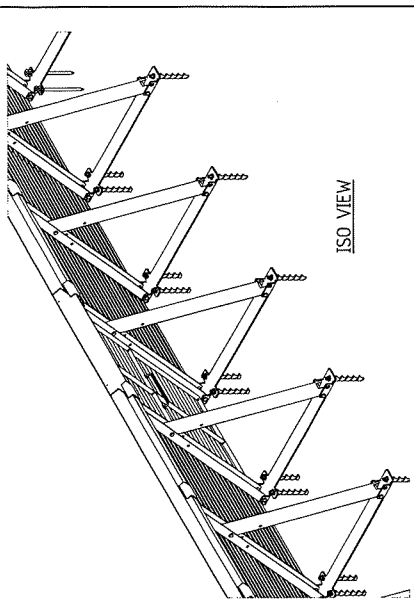
1 OF 1

CBH GROUP
 LEVEL 6
 240 ST GEORGE'S TERRACE
 PERTH W.A. 6000
 PH: (08) 9372 1441
 FAX: (08) 9372 3842

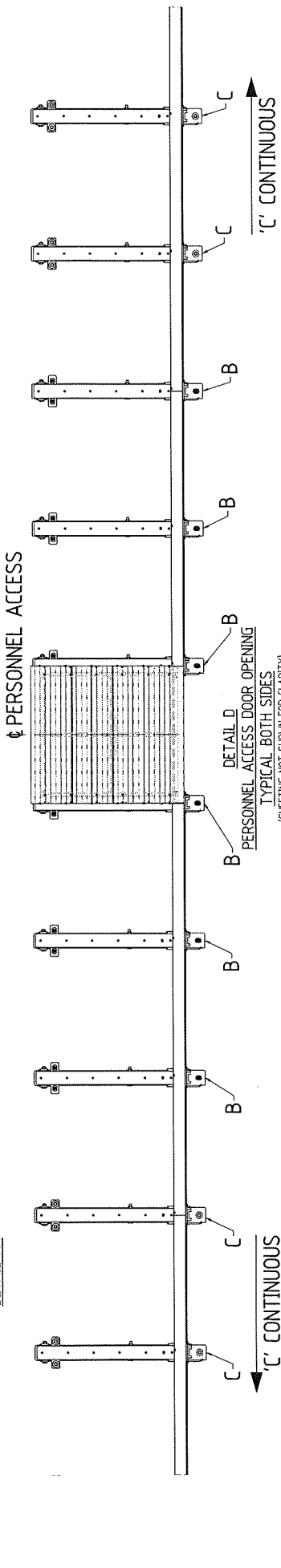
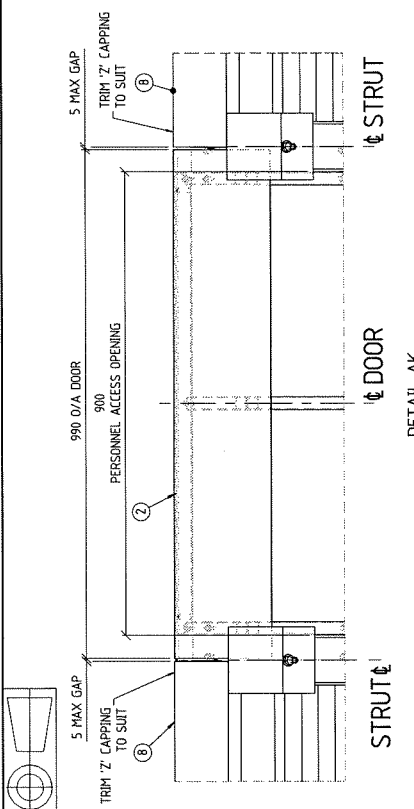
Copyright © 2021
 THE INFORMATION AND THE CONTENTS OF THIS DRAWING AND ANY PART THEREOF ARE THE PROPERTY OF CBH GROUP AND SHOULD NOT BE REPRODUCED OR TRANSMITTED IN ANY FORM OR BY ANY MEANS WITHOUT THE WRITTEN APPROVAL OF CBH GROUP.

DO NOT SCALE FROM THIS DRAWING

SITE PLAN

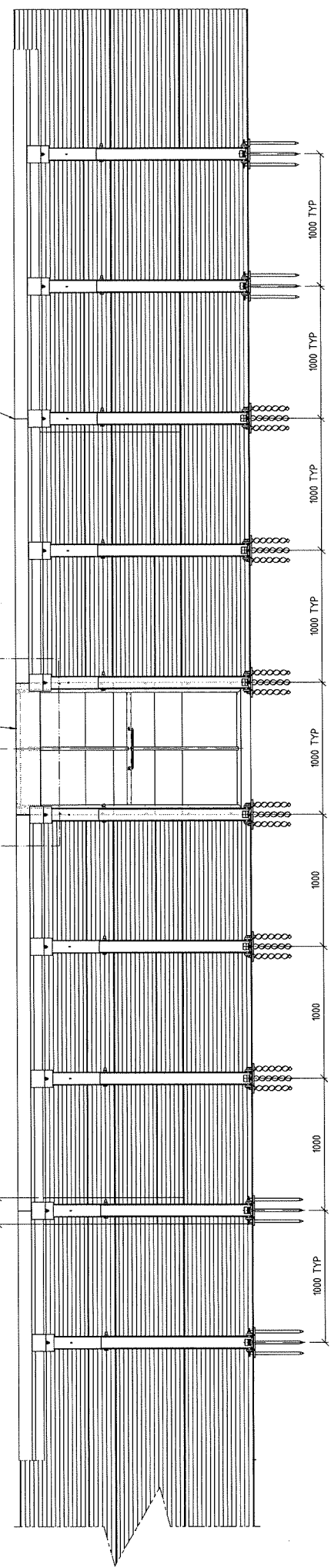


RECEIVED
 10 AUG 2021
 SHIRE OF PLANTAGENET
 STRATEGIC DEVELOPMENT



Z-CAPPING MUST BE NEATLY BUTT JOINED AND ALIGNED IN ALL DIRECTIONS TO ENSURE THAT THERE ARE NO SHARP EDGES WHICH COULD PUNCTURE THE OBH TARP. MAX MISALIGNMENT OF 2MM IN ALL DIRECTIONS. TYPICAL ALL JOINTS EXCEPT AT OBH DOOR/GATE JOINS.

200 CLADDING OVERLAP, CENTERED OVER THE CENTRELINE OF THE STRUT TYPICAL ALL CLADDING, EXCEPT OBH GATE/DOOR JOINS



| DRAWING TITLE | | DRAWING NO. | | DATE | | BY | | CHK/APP/REV | | DATE | | REV | | REF Dwg No. | | REFERENCE DRAWING TITLE | |
|------------------------------|--|-------------|--|------------|--|-----|--|-------------|--|------------|--|-----|--|-------------|--|------------------------------|--|
| PERSONNEL ACCESS DOOR DETAIL | | 10/02/2020 | | 10/02/2020 | | SRL | | SRL | | 10/02/2020 | | 1 | | 10/02/2020 | | PERSONNEL ACCESS DOOR DETAIL | |
| GENERAL ARRANGEMENT | | 10/02/2020 | | 10/02/2020 | | SRL | | SRL | | 10/02/2020 | | 1 | | 10/02/2020 | | GENERAL ARRANGEMENT | |
| 1.8m OPEN BULK HEAD | | 10/02/2020 | | 10/02/2020 | | SRL | | SRL | | 10/02/2020 | | 1 | | 10/02/2020 | | 1.8m OPEN BULK HEAD | |
| VARIOUS | | 10/02/2020 | | 10/02/2020 | | SRL | | SRL | | 10/02/2020 | | 1 | | 10/02/2020 | | VARIOUS | |

ELEVATION



CBH GROUP HEAD OFFICE
 LEVEL 6, 745 ST GEORGES TERRACE,
 PH (08) 9337 9600 FAX (08) 9332 3944

DO NOT SCALE FROM THIS DRAWING